

OFFICE OF CAREER DEVELOPMENT
BEHAVIORAL SCIENCES AND HEALTH
EDUCATION GRADUATE REPORT 2013-2014



EMORY

ROLLINS
SCHOOL OF
PUBLIC
HEALTH



- ✓ The Behavioral Sciences and Health Education (BSHE) Class of 2013-2014, with 78 graduates, includes those who graduated in August 2013, December 2013 and May 2014.
- ✓ The graduation information is collected at graduation and the unemployed are followed-up with at 3, 6 and 11 months post-graduation.
- ✓ Data collection for this report was completed in April 2015, at the 11th month after the May 2014 graduation.
- ✓ Information collected includes salary range, amount of time spent job searching and number of resumes sent.



Department	Total Graduates	Total Respondents	Response Rate
BSHE	78	77	99%



Survey Respondents' Post-Graduation Employment Status

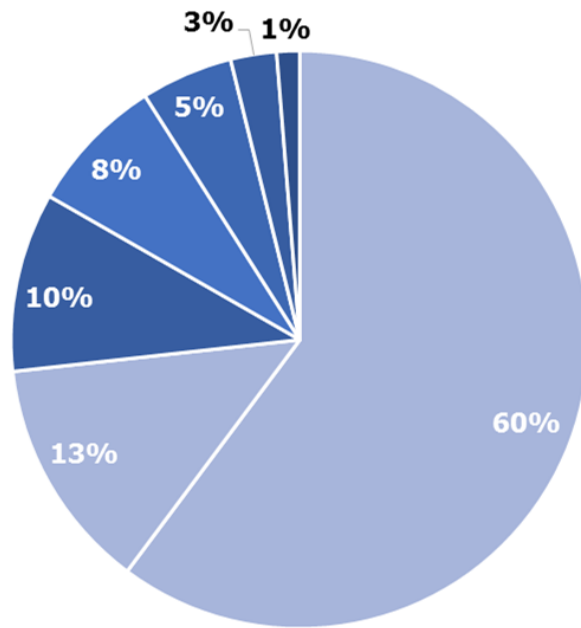
Of the 78 graduates, 77 provided their post-graduation employment status through the completion of the Graduate Information Survey.*

Department	# of Graduates in Continuing Education	# of Graduates Not Seeking Work/ Continuing Education	# of Graduates Seeking Work	# of Graduates Employed Full-time/ Part-time	Did Not Respond to Survey (Unknown)	Total Graduates
Total	4	2	6	65	1	78
Rate	5%	3%	8%	83%	1%	100%

*The data captured in the table above is required by the Council on Education for Public Health (CEPH).

Employment Status (N = 78)

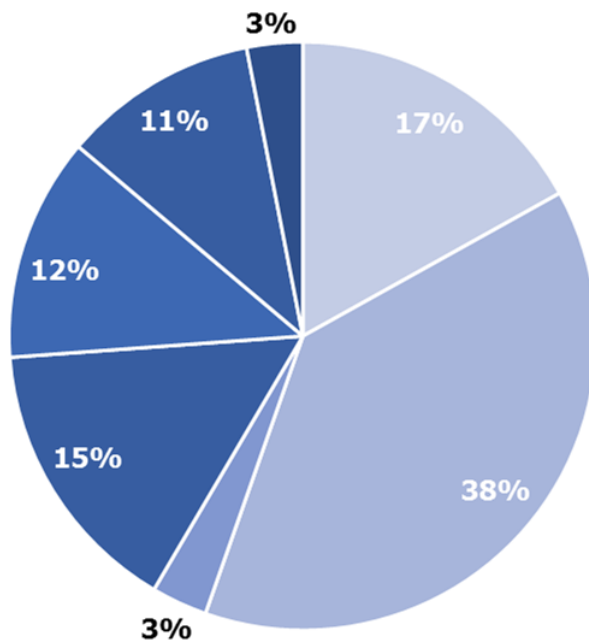
This chart indicates the status of the graduated class of 78.



- 60% Employed Full-time Public Health
- 13% Employed Part-time Public Health
- 10% Employed Non-Public Health
- 8% Actively seeking work
- 5% Continuing Education
- 3% Not Seeking Work/Education
- 1% Did not respond to survey (Unknown)

Employment by Sector (N = 65)

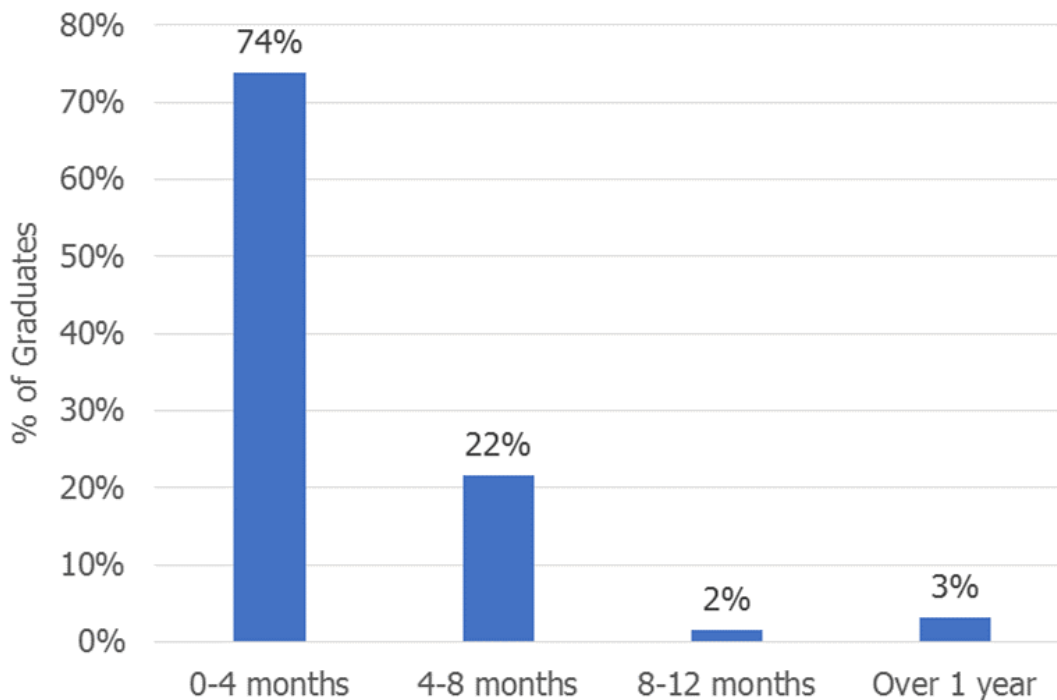
Among the 78 graduates, 65 (83%) reported that they are employed and provided information regarding their employment sector.



- 17% University or Research (Academic)
- 38% Government (State, Local, Federal)
- 3% Private Practice/Self-Employed
- 15% Nonprofit/NGO
- 12% Hospital or health Care Facility
- 11% Proprietary Organization
- 3% Other

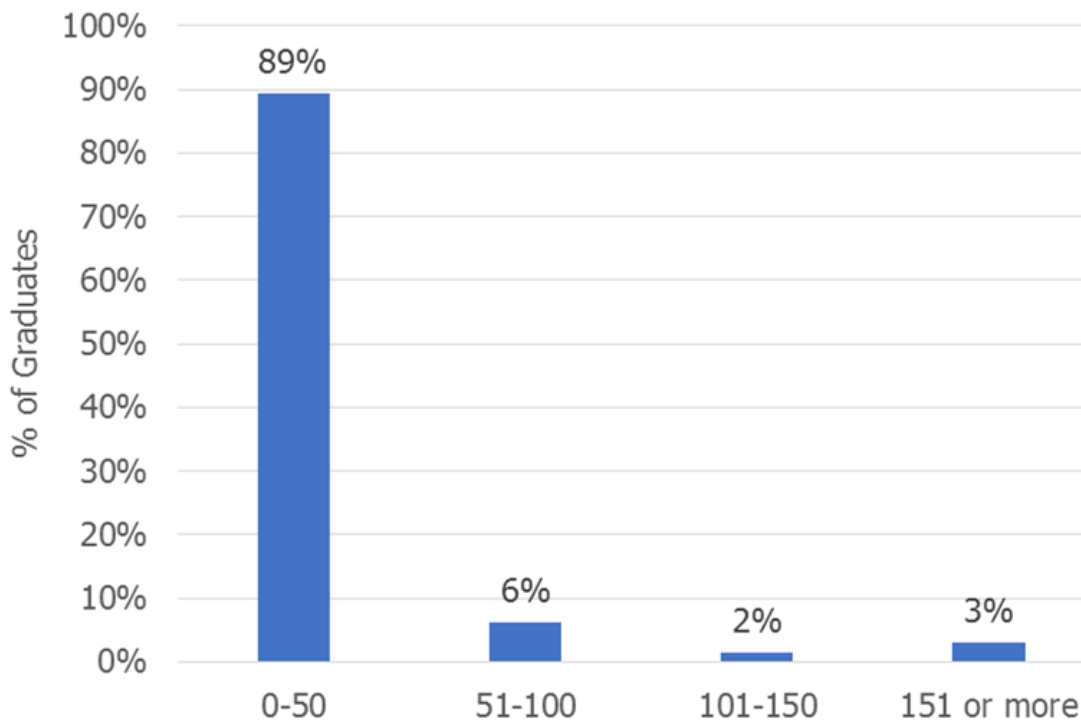
Job Search Period (N = 65)

Among the 65 employed graduates who provided information regarding the time taken to find employment, 74% found employment within the first 4 months of beginning their job search.



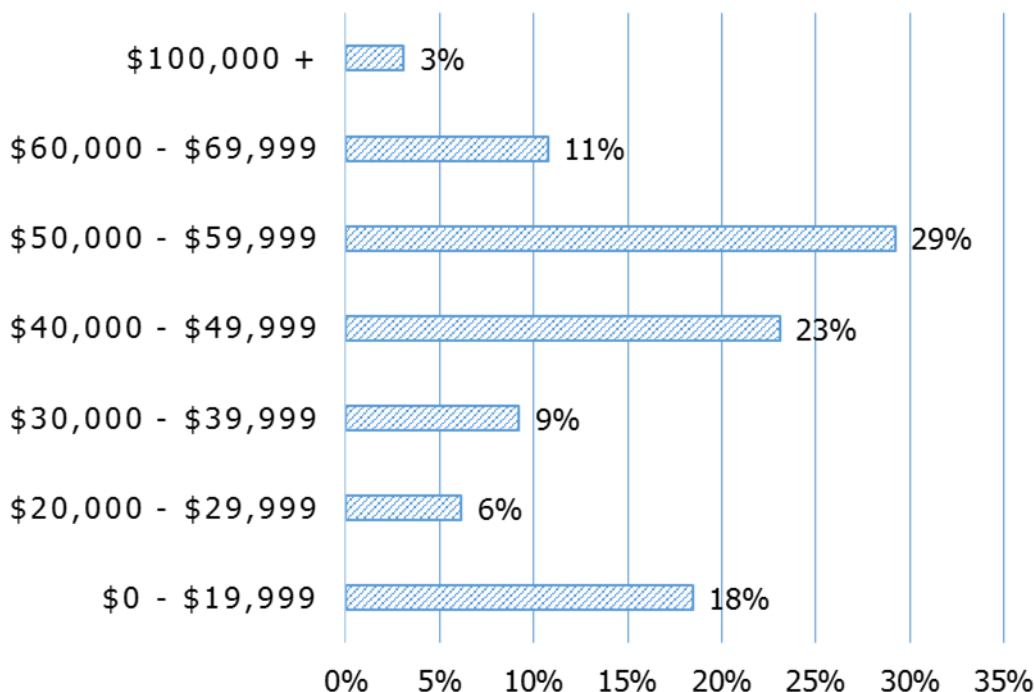
Number of Resumes Sent Out (N = 65)

Among the 65 employed graduates, 89% sent out no more than 50 resumes during their job search period.



Salary Range of Employed Graduates (N = 65)

Among the 65 graduates who accepted full-time and part-time employment reported salary information, below is a representation of the average starting annual salary ranges. The average starting salary range of the 65 full-time and part-time employed graduates is \$40,000—\$49,999.



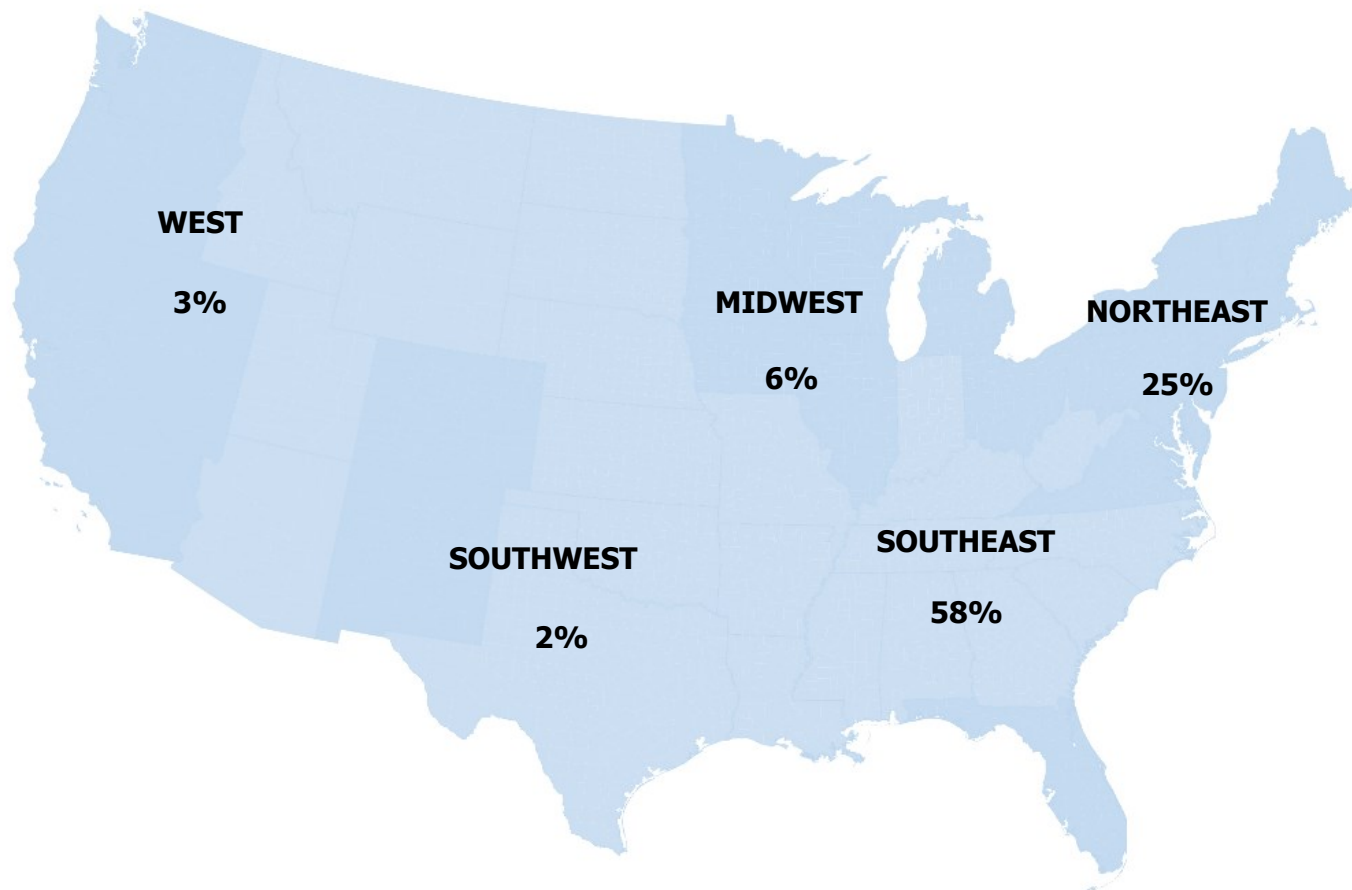
Median Salary Range by Employment Sector (N = 65)

Among the 65 graduates who accepted full-time and part-time employment, 23% of graduates are employed with a median starting salary range of \$40,000-\$49,999.

Employment Sector	% of Employed Graduates	Median Salary Range
University or Research Institute (Academic)	17%	\$0—\$19,999
Government (State, Local, Federal)	38%	\$50,000—\$59,999
Hospital or Health Care Delivery Facility	12%	\$40,000—\$49,999
Nonprofit/NGO	15%	\$40,000—\$49,999
Proprietary Organization	11%	\$50,000—\$59,999
Private Practice/Self-Employed	3%	\$50,000—\$59,999
Other	3%	\$40,000—\$49,999

Region of Employed Graduates (N = 65)

Among the 65 graduates who accepted full-time and part-time employment, the region where they reported being employed is shown below along with the percentage of graduates employed in the region.



Region	% of Employed Graduates	Median Salary Range
International	6%	\$0—\$19,999
Midwest	6%	\$40,000—\$49,999
Northeast	25%	\$40,000—\$49,999
Southeast	58%	\$40,000—\$49,999
Southwest	2%	\$40,000—\$49,999
West	3%	\$40,000—\$49,999

2013-2014 Graduate Employers and Job Titles (N = 65)

Among the 65 graduates that accepted full-time or part-time employment, 65 provided the name of their employer and their job title. Below are all 65 that were reported in order by organization name.

ORGANIZATION NAME	JOB TITLE
Abbott Laboratories	PDP
Advantage Consulting LLC	Evaluation Subcontractor
American Family Care	Temporary Intern
ASPPH	ASPPH/CDC Public Health Fellow
Behavioral Research Diabetes Group	Assistant Clinical Research Coordinator
CARE	Global Water Initiative Communications Officer
Centers for Disease Control and Prevention (CDC)	ORISE Fellow (4)
	Health Communications Specialist
	Intern
	ASPPH/CDC Fellow
	Student Contractor
CDC- Division for Heart Disease and Stroke Prevent	Presidential Management Fellow- PH Analyst
CDC Foundation	Research assistant
CDC/UNC chapel hill	Ass Professor
Chicago Run	Development Associate
Children's Healthcare of Atlanta	Wellness Program Specialist
Children's Hospital at Montefiore (Albert Einstein)	Pediatrics resident
Crittenton Services of Greater Washington	Program Coordinator
Decathlon	Department manager
Emory Global Health Institute	Analyst
Emory Healthcare	Coordinator of Nutrition Services
Emory University	Research Assistant (2)
	Senior Lecturer
	Physician
	Research Coordinator
Emory University, Rollins School of Public Health	Project Manager, Latino Health Group
Emory University, Rwanda-Zambia HIV Research	Intern
EurekaFacts	Research analyst
Fenway Health	Study Coordinator
GCAPP	Training & Technical Assistance Coordinator
Global Health Action	Operations and Admin Manager
Good Samaritan Health Center	Program Analyst
Grady health	Physical therapist
Grant Thornton	Healthcare Advisory Associate
ICF International	Research Associate
iRT (innovation, Research and Training)	Research Specialist
Joslin Diabetes Center	Senior Clinical Research Assistant

ORGANIZATION NAME	JOB TITLE
JSI	Consultant
Kaiser Permanente of GA Center for Health Research	Assistant Project Manager
KIPP Metro Atlanta	KIPP Teacher Fellow
Lifespan Resources	Executive Director
MDOutlook	Associate Global Medical Analyst
Mecklenburg County Health Department	Health Educator- Youth Engagement Coordinator
Montclair State University	Program Assistant for Health Promotion
"Name not provided"	RN
National Cancer Institute (NIH)	Public Health Analyst - PMF
	Public Health Analyst
National Highway Traffic Safety Administration	Fellow
NIOSH	Associate Service Fellow
NORC at the University of Chicago	Senior Research Analyst
NYC Department of Health and Mental Hygiene	Risk Behavior Interviewer
Palo Alto Medical Foundation	Research Assistant
Partners in Health	Clinical Research Associate
President's Commission for the Study of Bioethics	Communications Fellowship
Schuyler County Public Health	Drug-free communities project coordinator
University of Texas	Postdoctoral Fellow
US Dept. of Housing and Urban Development	Presidential Management Fellow
US Peace Corps	Public Health Educator
	Volunteer
Westat	Health Information Specialist

Location of Employed Graduates (N = 65)

Atlanta, GA	Mozambique
Bethesda, MD	New York, NY
Birmingham, AL	Norcross, GA
Boston, MA	Palo Alto, CA
Bronx, NY	Peru
Charlotte, NC	Rockville, MD
Chicago, IL	San Francisco, CA
Cincinnati, OH	Silver Spring, MD
Durham, NC	Taiwan
Houston, TX	Washington, DC
Maryland	Watkins Glen, NY
Montclair, NJ	Zambia