



Office of Career Development

HEALTH POLICY &
MANAGEMENT (HPM)

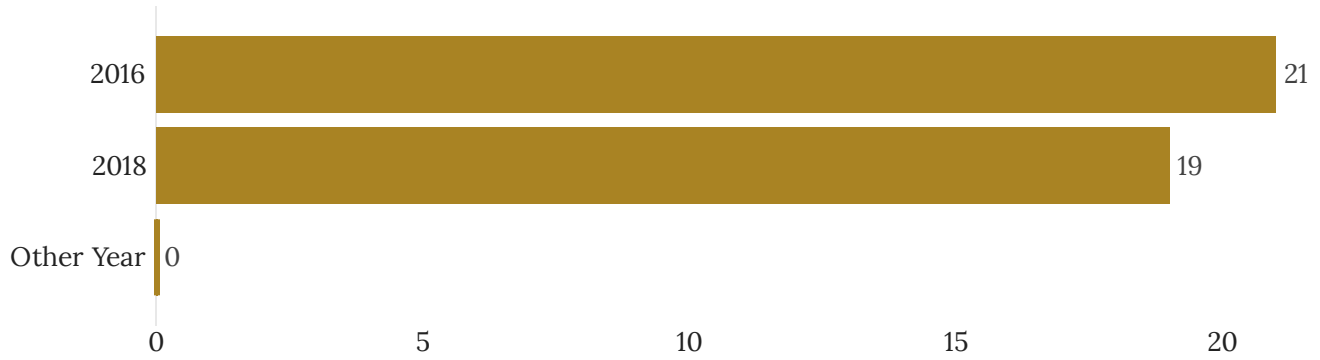
2021 RSPH Alumni Survey Report



EMORY

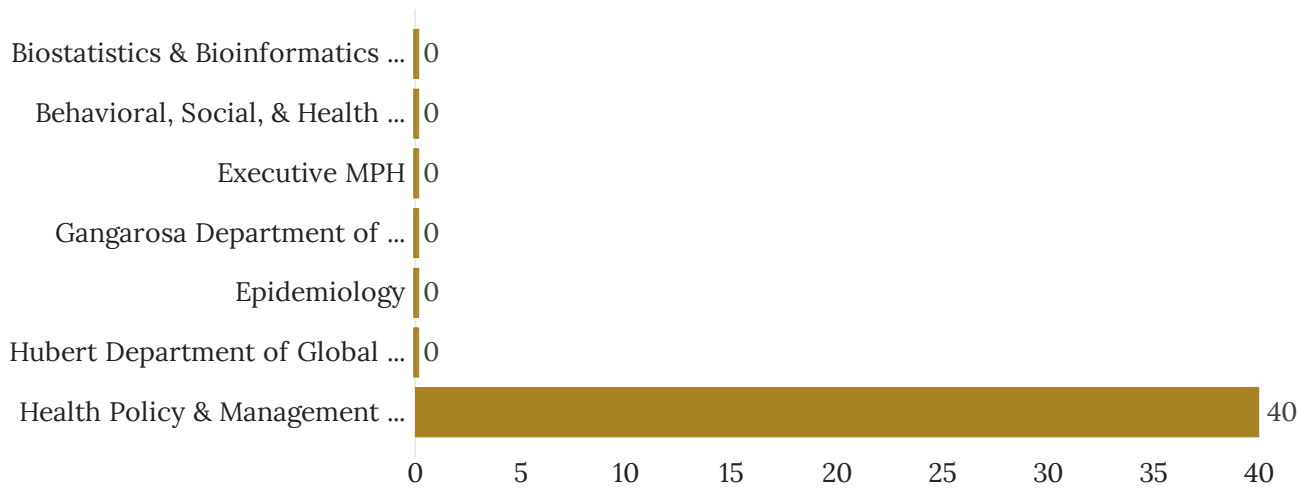
ROLLINS
SCHOOL OF
PUBLIC
HEALTH

Alumni Graduation Year



Field	Choice Count
2016 (SU 2015, FA 2015, SP 2016)	53% 21
2018 (SU 2017, FA 2017, SP 2018)	48% 19
Other Year	0% 0
Total	40

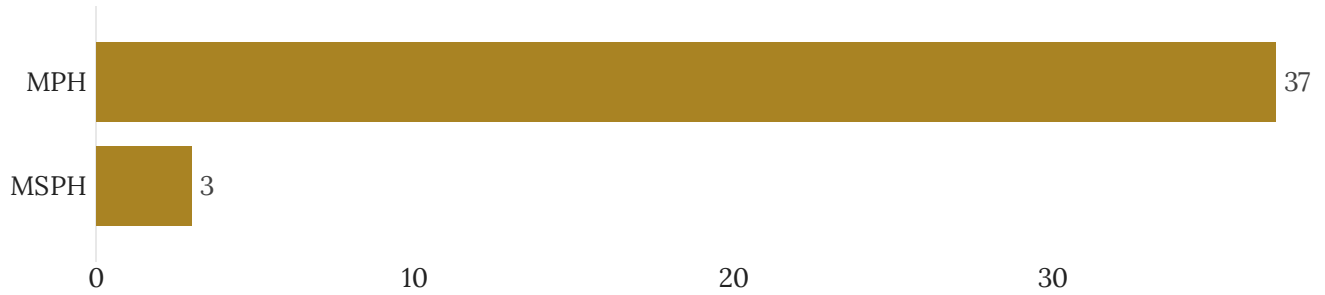
Department



Field	Choice Count
-------	--------------

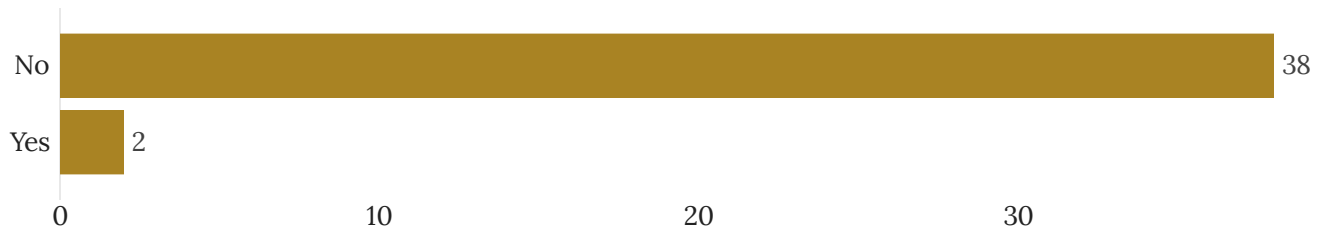
Biostatistics & Bioinformatics (BIOS)	0%	0
Behavioral, Social, & Health Education Sciences (BSHES)	0%	0
Executive MPH (Former CMPH Program)	0%	0
Gangarosa Department of Environmental Health (EH)	0%	0
Epidemiology (EPI)	0%	0
Hubert Department of Global Health (GH)	0%	0
Health Policy & Management (HPM)	100%	40
Total		40

PH Degree Type



Field	Choice Count
MPH	93% 37
MSPH	8% 3
Total	40

Dual Degree Enrollment

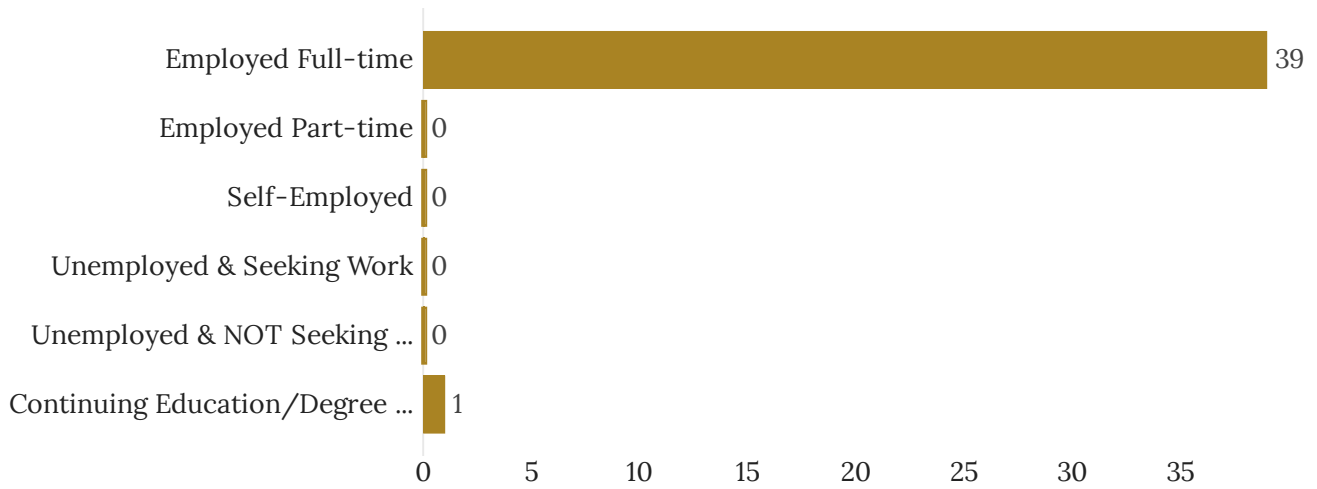


Field	Choice Count
No	95% 38
Yes (If yes, please provide degree, i.e. JD, BS, MD, etc.)	5% 2
Total	40

Yes (If yes, please provide degree, i.e. JD, BS, MD, etc.) - Text

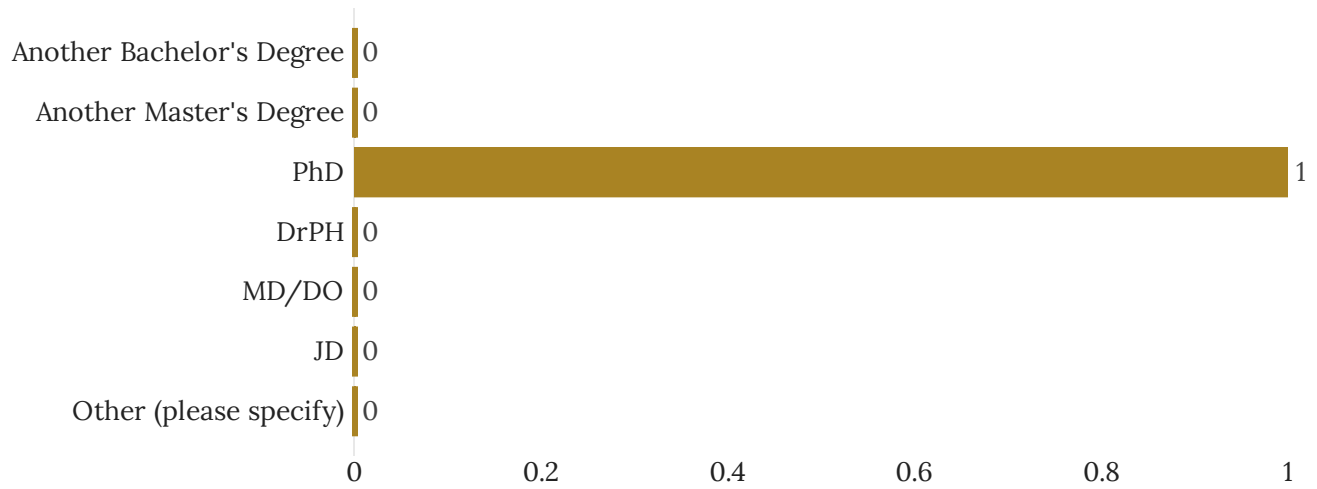
MBA

Current Employment



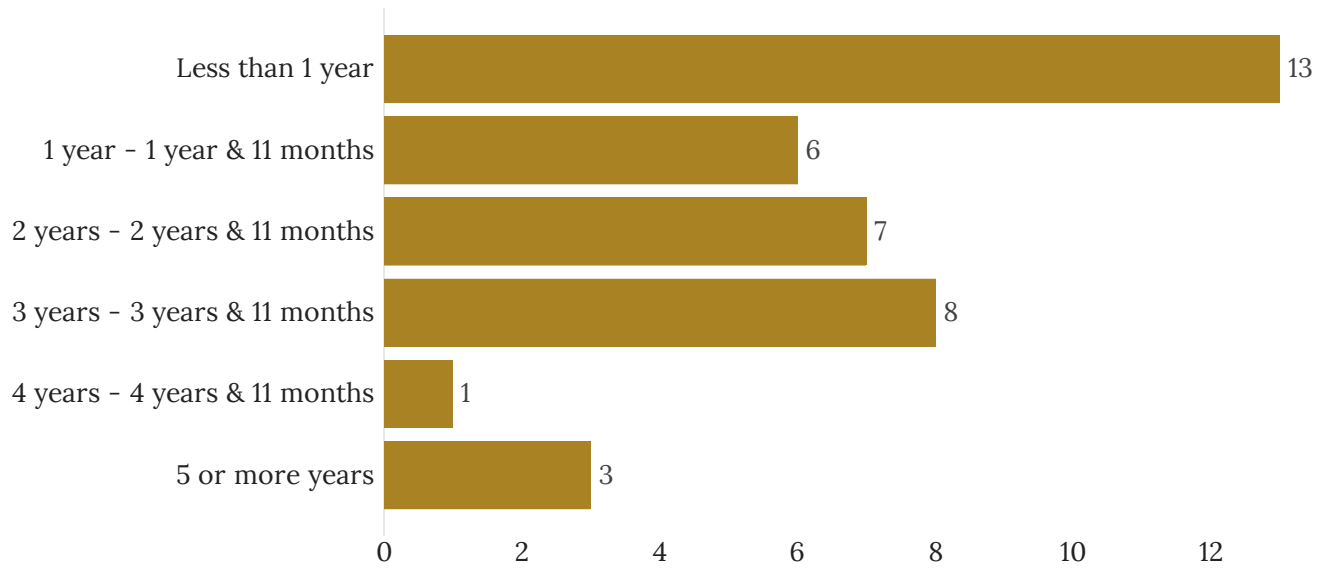
Field	Choice Count
Employed Full-time	98% 39
Employed Part-time	0% 0
Self-Employed	0% 0
Unemployed & Seeking Work	0% 0
Unemployed & NOT Seeking Work/Education	0% 0
Continuing Education/Degree Seeking	3% 1
Total	40

Continuing Education: Degree Seeking



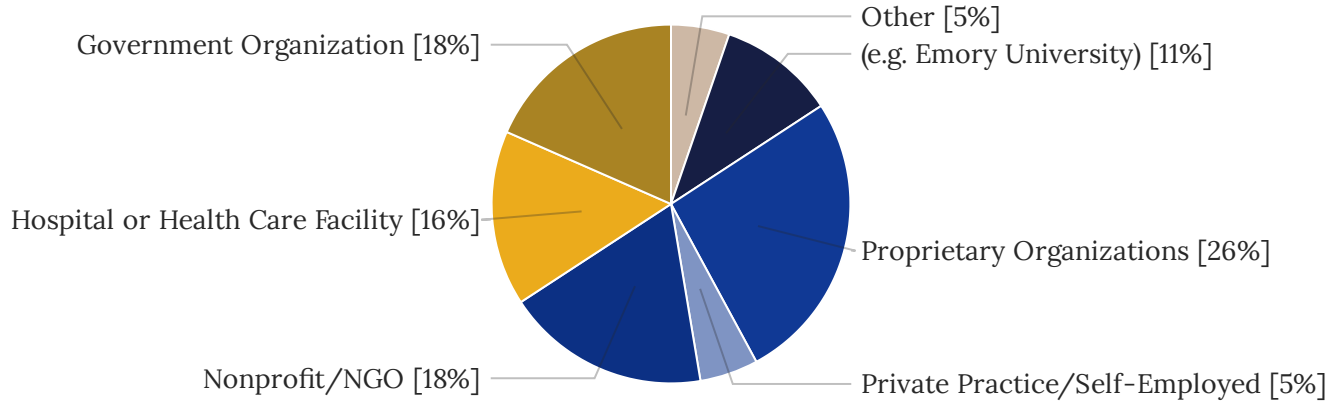
Field	Choice Count
Another Bachelor's Degree	0% 0
Another Master's Degree	0% 0
PhD	100% 1
DrPH	0% 0
MD/DO	0% 0
JD	0% 0
Other (please specify)	0% 0
Total	1

Alumni Duration at Current Job



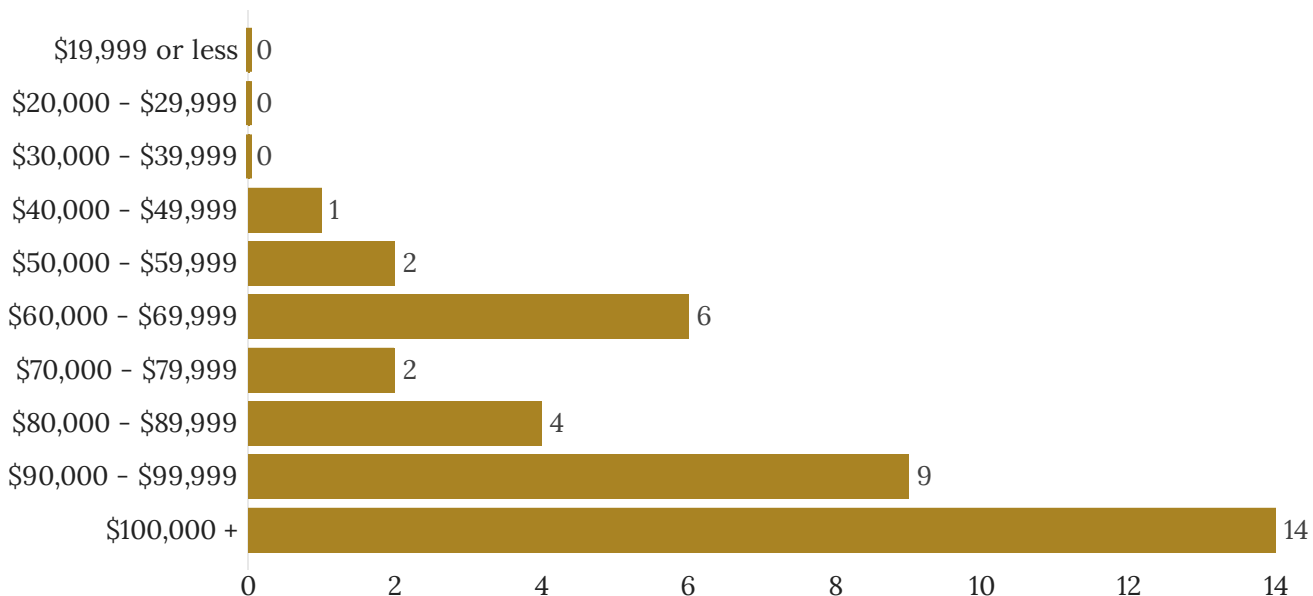
Field	Choice Count
Less than 1 year	34% 13
1 year - 1 year & 11 months	16% 6
2 years - 2 years & 11 months	18% 7
3 years - 3 years & 11 months	21% 8
4 years - 4 years & 11 months	3% 1
5 or more years	8% 3
Total	38

Employment by Sector



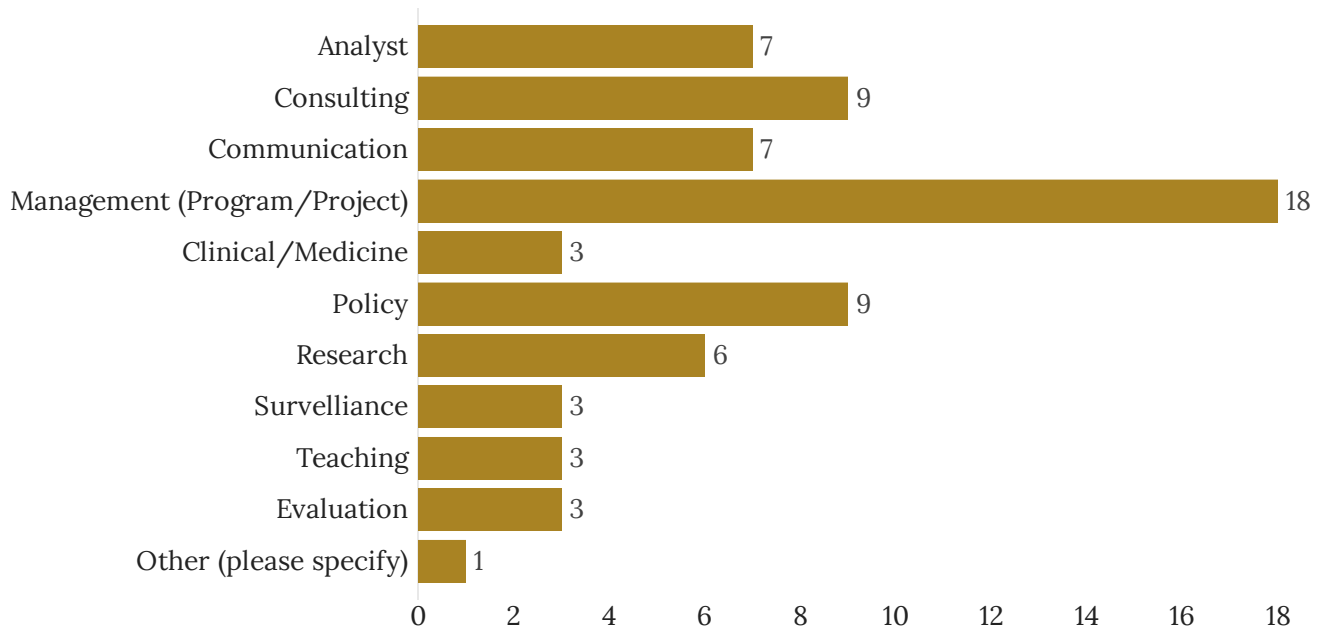
Field	Choice Count
Government Organization (Federal, State, Local)	18% 7
Hospital or Health Care Facility	16% 6
Nonprofit/NGO	18% 7
Private Practice/Self-Employed	5% 2
Proprietary Organizations (Industry, Pharmaceutical Company, Consulting, Biotech, Other For-Profit Organization)	26% 10
University or Research Institution (e.g. Emory University)	11% 4
Other (please specify)	5% 2
Total	38

Annual Salary Range



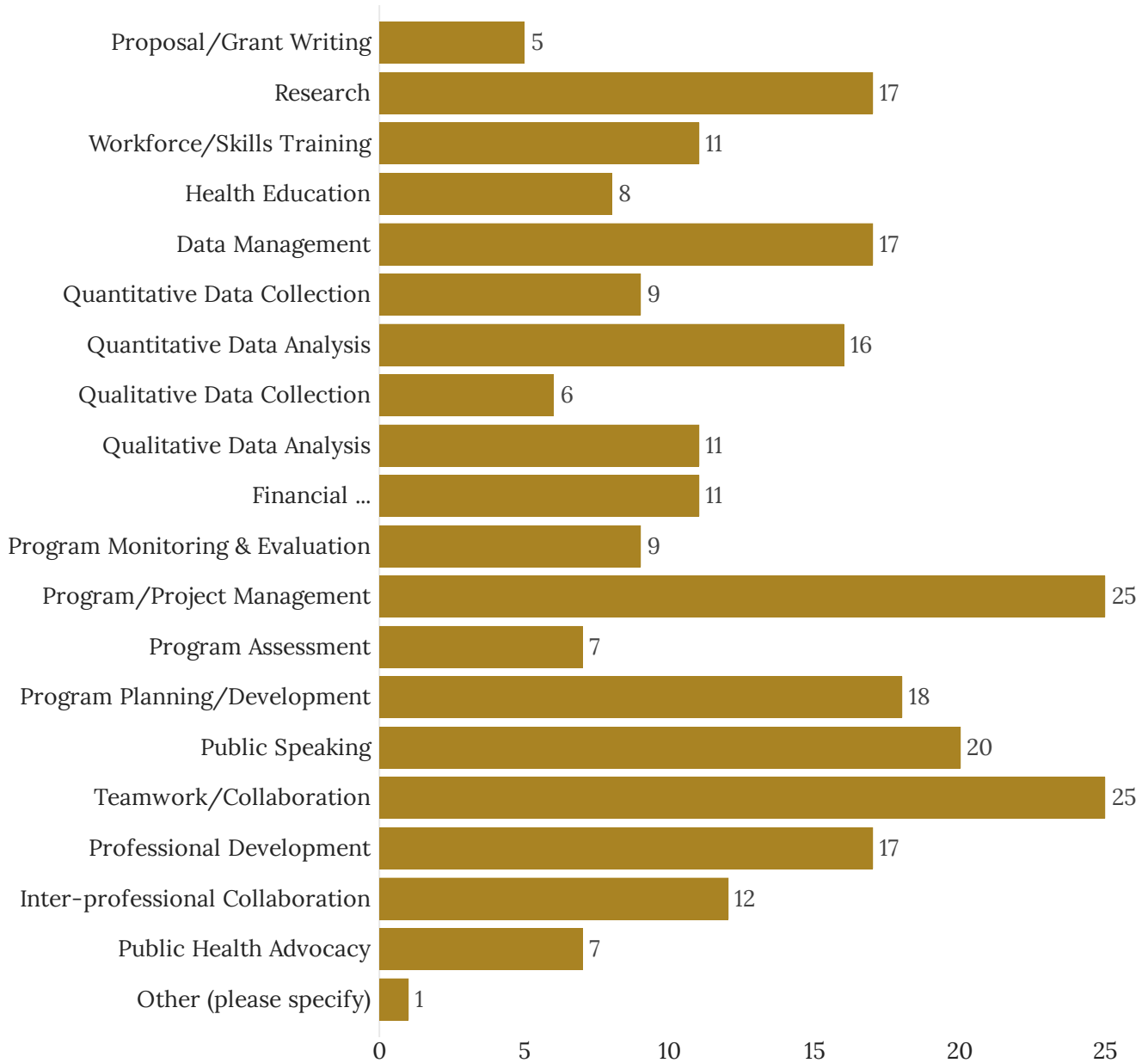
Field	Choice Count
\$19,999 or less	0% 0
\$20,000 - \$29,999	0% 0
\$30,000 - \$39,999	0% 0
\$40,000 - \$49,999	3% 1
\$50,000 - \$59,999	5% 2
\$60,000 - \$69,999	16% 6
\$70,000 - \$79,999	5% 2
\$80,000 - \$89,999	11% 4
\$90,000 - \$99,999	24% 9
\$100,000 +	37% 14
Total	38

Alumni Job Duties



Field	Choice Count
Analyst	10% 7
Consulting	13% 9
Communication	10% 7
Management (Program/Project)	26% 18
Clinical/Medicine	4% 3
Policy	13% 9
Research	9% 6
Surveillance	4% 3
Teaching	4% 3
Evaluation	4% 3
Other (please specify)	1% 1
Total	69

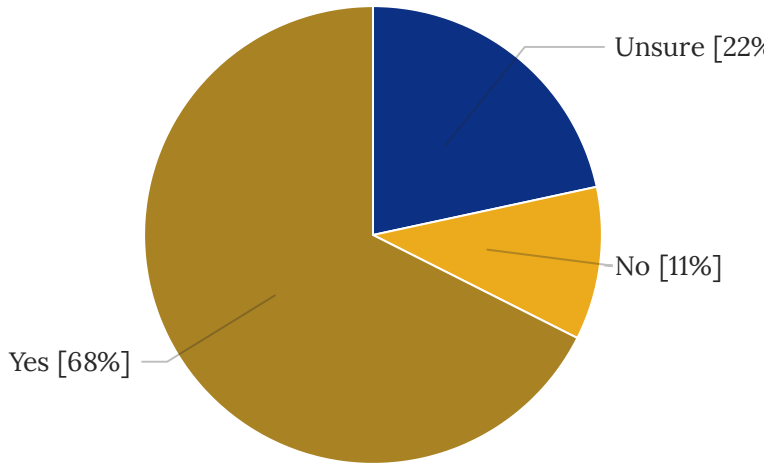
Skills that Prepared Alumni



Field	Choice Count
Proposal/Grant Writing	2% 5
Research	7% 17
Workforce/Skills Training	4% 11
Health Education	3% 8

Data Management	7%	17
Quantitative Data Collection	4%	9
Quantitative Data Analysis	6%	16
Qualitative Data Collection	2%	6
Qualitative Data Analysis	4%	11
Financial Accounting/Management/Budgeting	4%	11
Program Monitoring & Evaluation	4%	9
Program/Project Management	10%	25
Program Assessment	3%	7
Program Planning/Development	7%	18
Public Speaking	8%	20
Teamwork/Collaboration	10%	25
Professional Development	7%	17
Inter-professional Collaboration	5%	12
Public Health Advocacy	3%	7
Other (please specify)	0%	1
Total		252

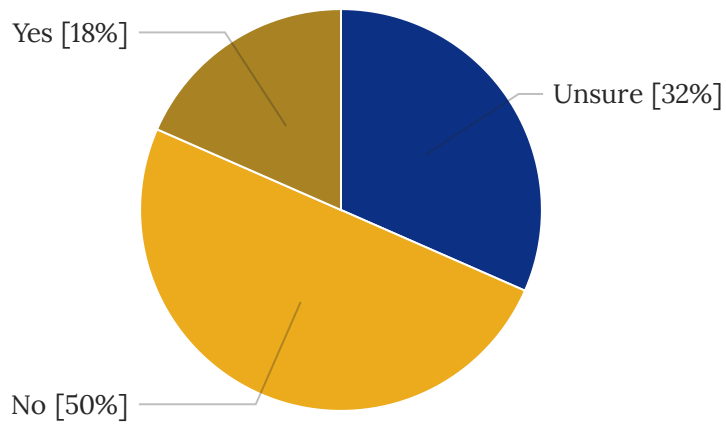
Employer Hiring Status: Doctoral Students



Field	Choice Count
Yes	68% 25
No	11% 4
Unsure	22% 8
Total	37

Employer Hiring Status: Rollins Students

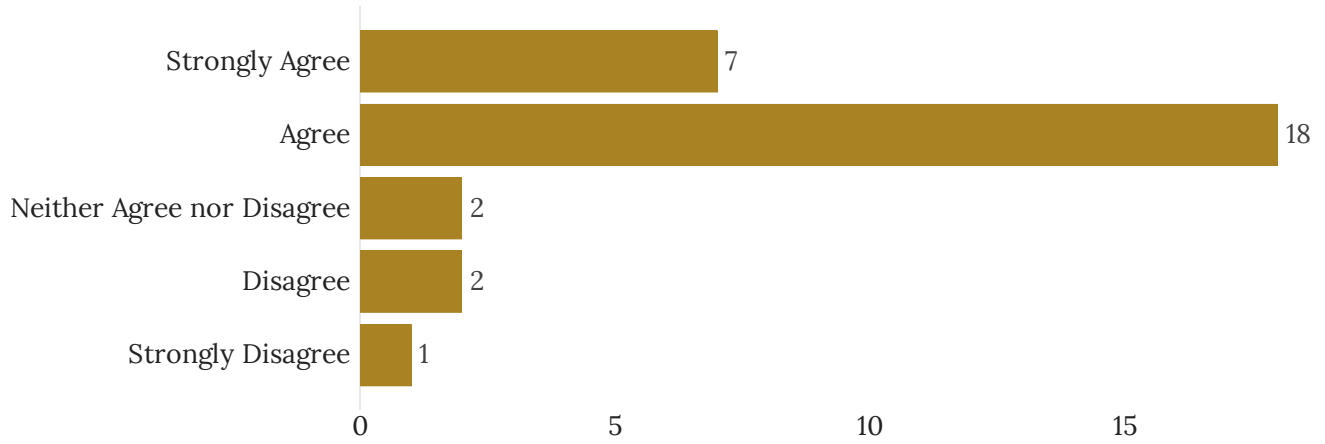
IE: Part-time, REAL, Internships, APE (Applied Practice Experience/Practicum)



Field	Choice Count
Yes	18% 7
No	50% 19
Unsure	32% 12
Total	38

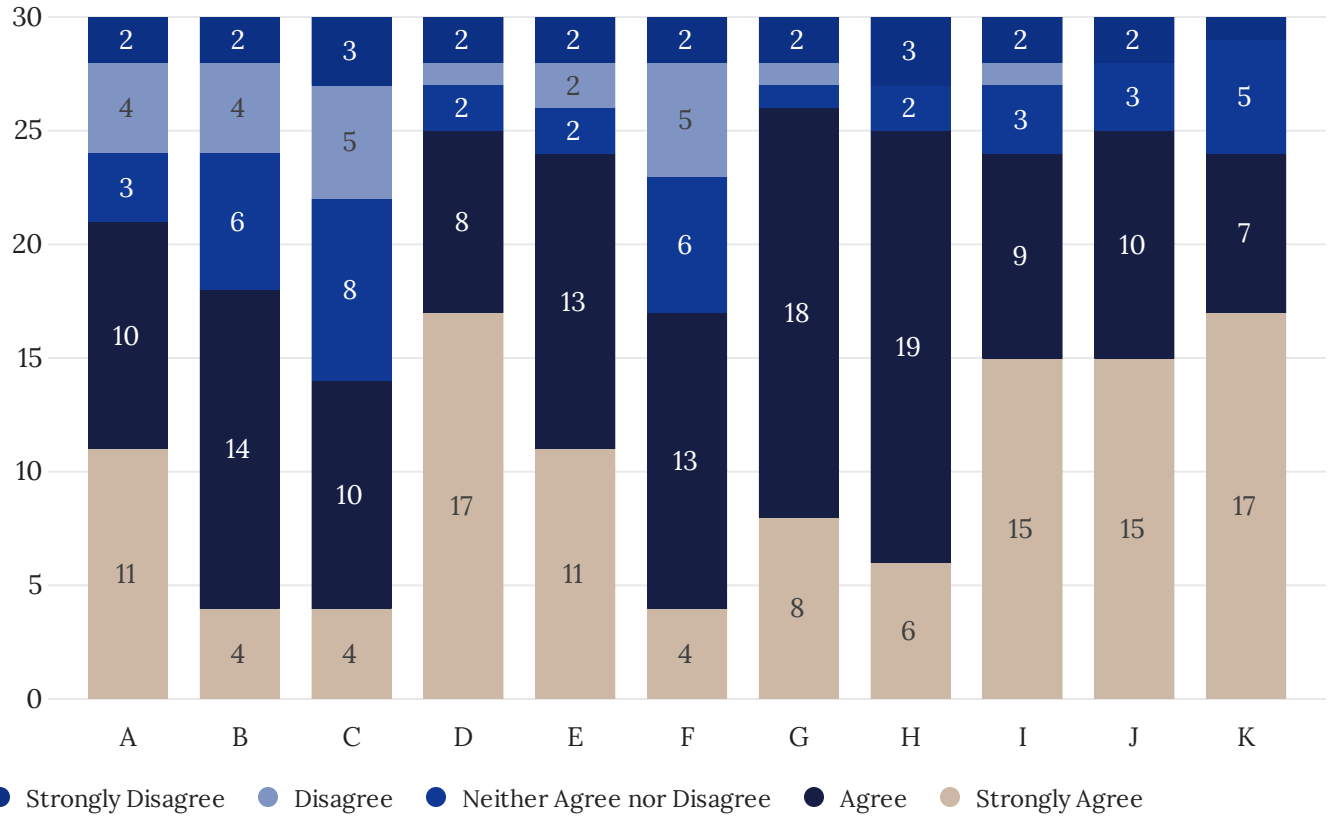
Preparation for the Work Force

The course work provided (including APE, Thesis, Capstone) during Rollins prepared me to work in my current field?



Field	Choice Count
Strongly Agree	23% 7
Agree	60% 18
Neither Agree nor Disagree	7% 2
Disagree	7% 2
Strongly Disagree	3% 1
Total	30

Competencies Applied Post-Graduation

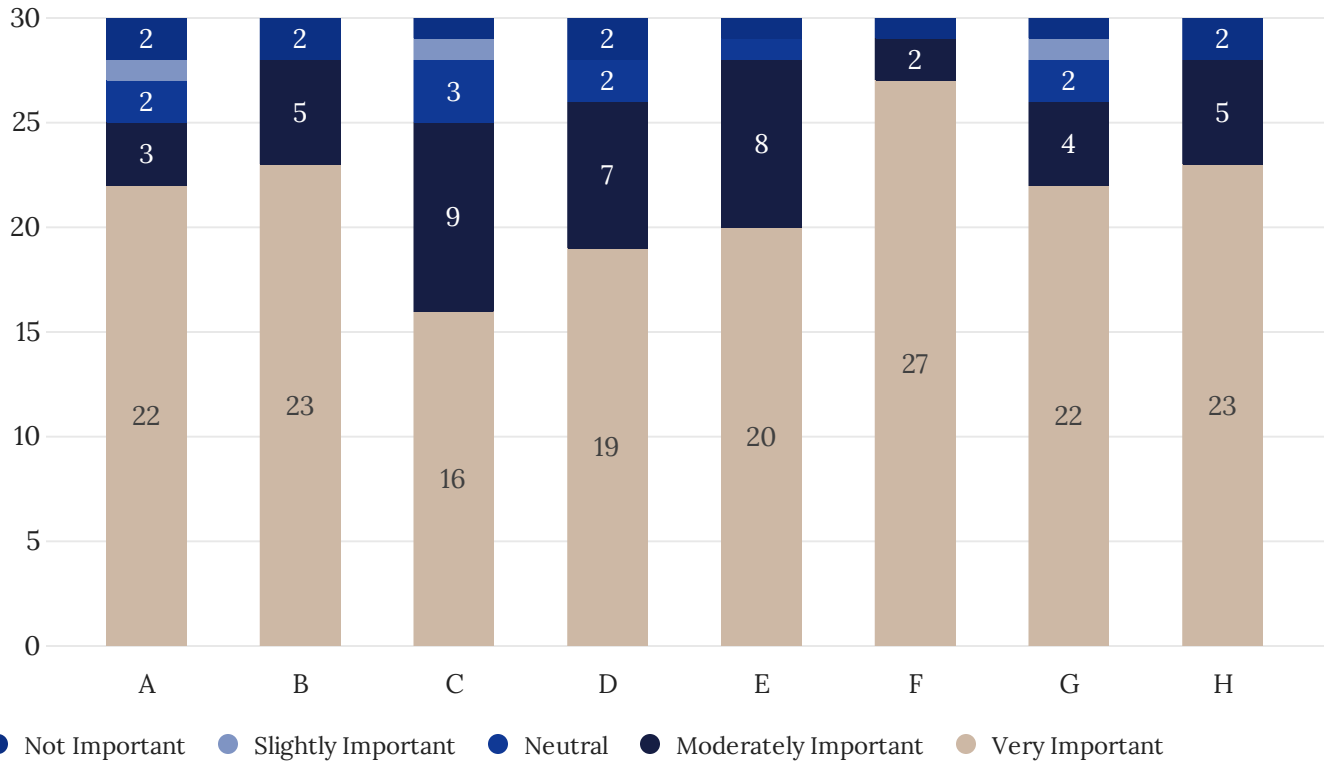


Field	Strongly Agree	Agree	Neither Agree nor Disagree	Disagree	Strongly Disagree
A. Use analytic reasoning & quantitative methods to address questions in public health and population-based research.	10% 11	8% 10	7% 3	17% 4	9% 2
B. Describe environmental conditions, including biological, physical and chemical factors that affect the health of individuals, communities and populations.	4% 4	11% 14	15% 6	17% 4	9% 2
D. Describe the use of epidemiology methods to study the etiology and control of disease and injury in populations	4% 4	8% 10	20% 8	22% 5	13% 3

D. Discuss how health policy and finance affect the delivery, quality, access and costs of health care for individuals, communities and populations	15%	17	6% 8	5%	2	4%	1	9%	2
E. Describe behavioral, social and cultural factors that contribute to the health and well-being of individuals, communities and populations	10%	11	10% 13	5%	2	9%	2	9%	2
F. Assess the global forces that influence the health of culturally diverse populations around the world	4%	4	10% 13	15%	6	22%	5	9%	2
G. Apply skills and knowledge in public health setting(s) through planned and supervised experience(s) related to professional career objectives	7%	8	14% 18	2%	1	4%	1	9%	2
H. Integrate the broad base of public health knowledge and skills acquired from coursework, practicum and other learning activities into a culminating experience (thesis, special studies project, capstone)	5%	6	15% 19	5%	2	0%	0	13%	3
I. Develop the capacity for lifelong learning in public health	13%	15	7% 9	7%	3	4%	1	9%	2
J. Apply principles of ethical conduct to public health practice	13%	15	8% 10	7%	3	0%	0	9%	2
K. Diversity, equity and inclusion practices	15%	17	5% 7	12%	5	0%	0	4%	1
Total		112	131		41		23		23

Job Readiness Skills

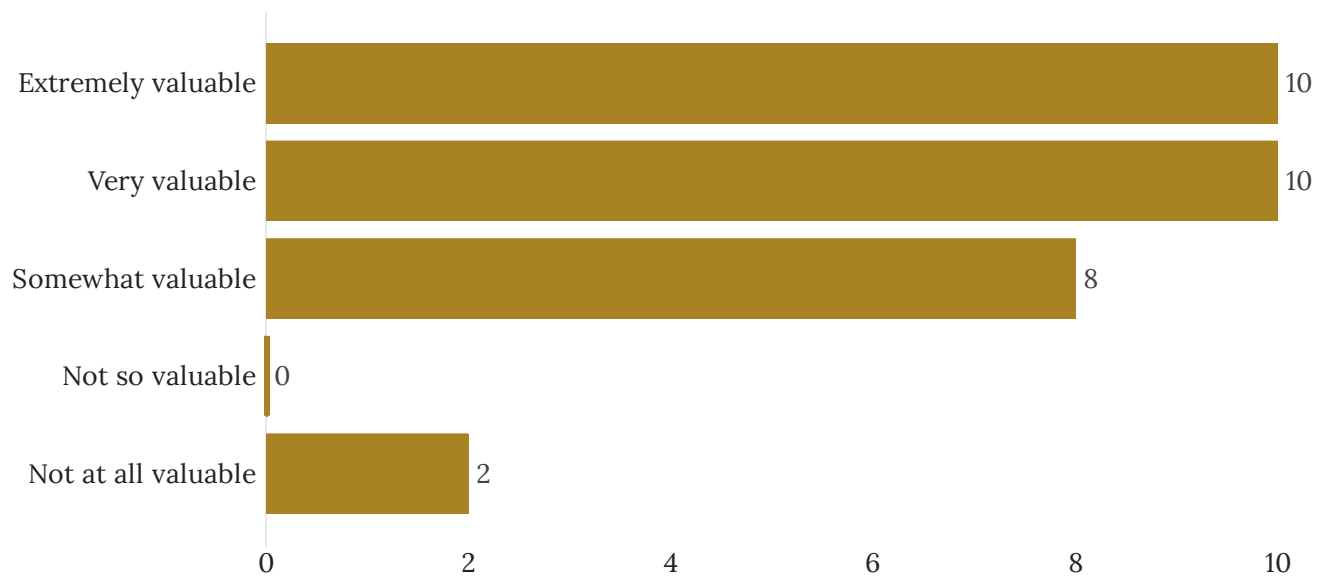
How important are each of the following skills for job readiness as a public health professional?



Field	Very Important	Moderately Important	Neutral	Slightly Important	Not Important
A. Evidence-based approaches	13% 22	7% 3	20% 2	33% 1	17% 2
B. Public health & health care systems	13% 23	12% 5	0% 0	0% 0	17% 2
C. Planning & management to promote health	9% 16	21% 9	30% 3	33% 1	8% 1
D. Policy in public health	11% 19	16% 7	20% 2	0% 0	17% 2
E. Leadership	12% 20	19% 8	10% 1	0% 0	8% 1
F. Communication	16% 27	5% 2	0% 0	0% 0	8% 1
G. Interprofessional practices	13% 22	9% 4	20% 2	33% 1	8% 1

H. Systems thinking	13%	23	12%	5	0%	0	0%	0	17%	2
Total		172		43		10		3		12

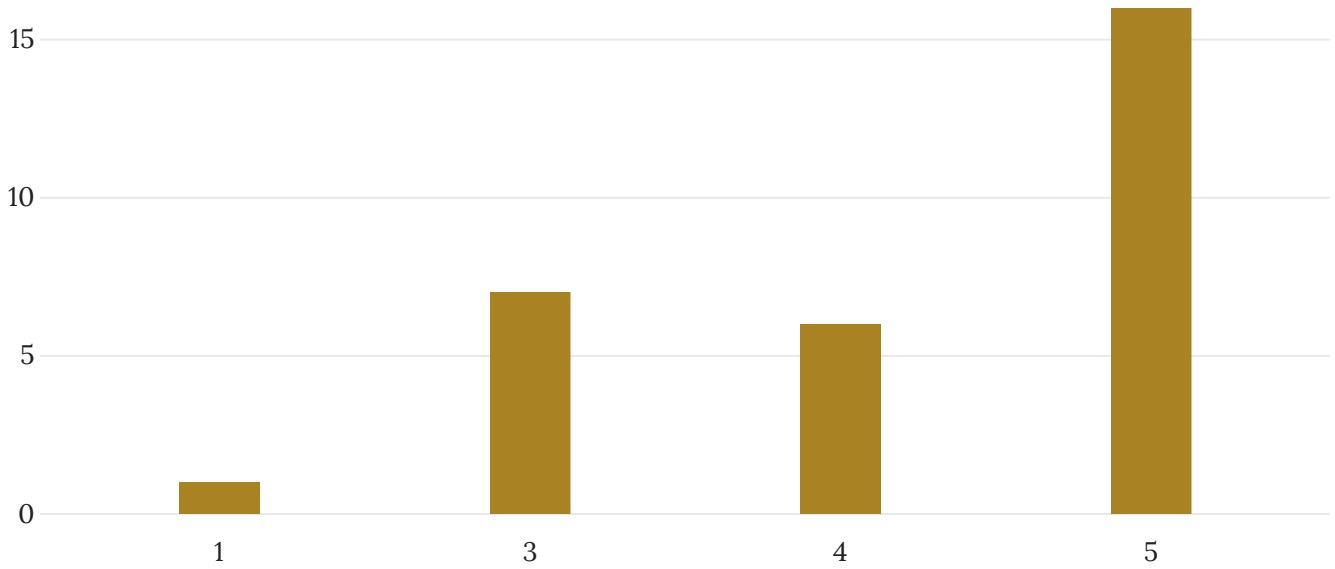
Value of RSPH/MPH/MSPH Degree in the Job Market



Field	Choice Count
Extremely valuable	33% 10
Very valuable	33% 10
Somewhat valuable	27% 8
Not so valuable	0% 0
Not at all valuable	7% 2
Total	30

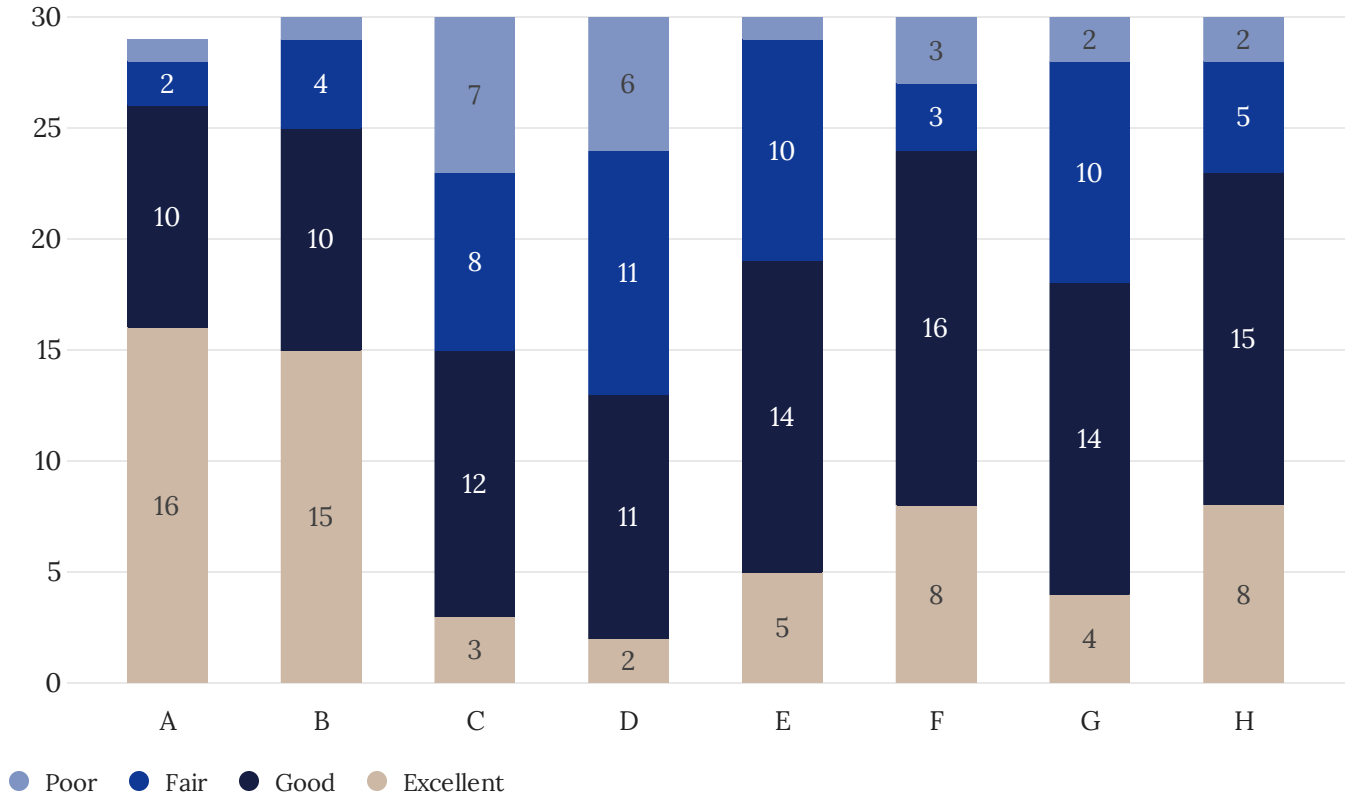
Decision to Attend RSPH

Alumni rated their decision to attend the RSPH for their MPH/MSPH



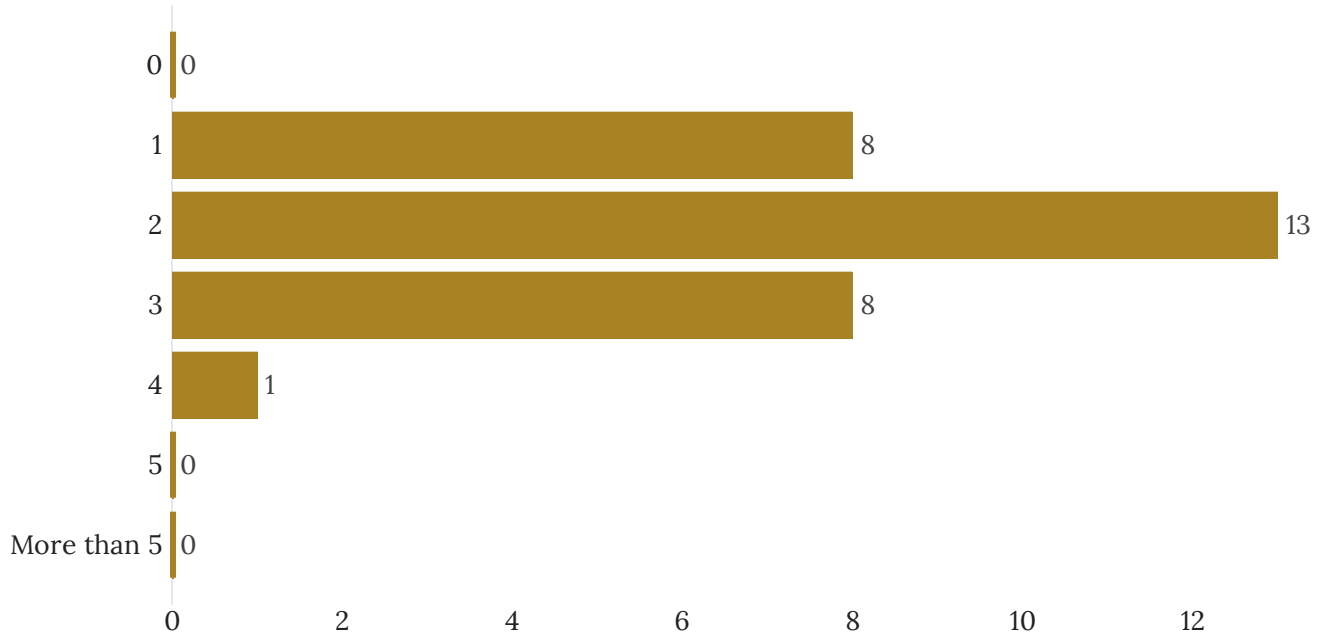
Field	Choice Count
1	3% 1
3	23% 7
4	20% 6
5	53% 16
Total	30

Importance on RSPH Student Experience



Field	Excellent	Good	Fair	Poor
A. Bond with other students	26% 16	10%	10	4%
B. Quality academics/classes	25% 15	10%	10	8%
C. Personal relationship with faculty	5% 3	12%	12	15%
D. Relationship with administration and staff	3% 2	11%	11	21%
E. Student leadership opportunities	8% 5	14%	14	19%
F. Skills/training for career	13% 8	16%	16	6%
G. Opportunity to interact with alumni	7% 4	14%	14	19%
H. Opportunity to engage with the larger Atlanta community	13% 8	15%	15	9%
Total	61	102	53	23

Number of Full Time Positions Since Graduation



Field	Choice Count
0	0% 0
1	27% 8
2	43% 13
3	27% 8
4	3% 1
5	0% 0
More than 5	0% 0
Total	30