



# Office of Career Development

---

HEALTH POLICY &  
MANAGEMENT (HPM)

2019 RSPH Alumni Survey Report

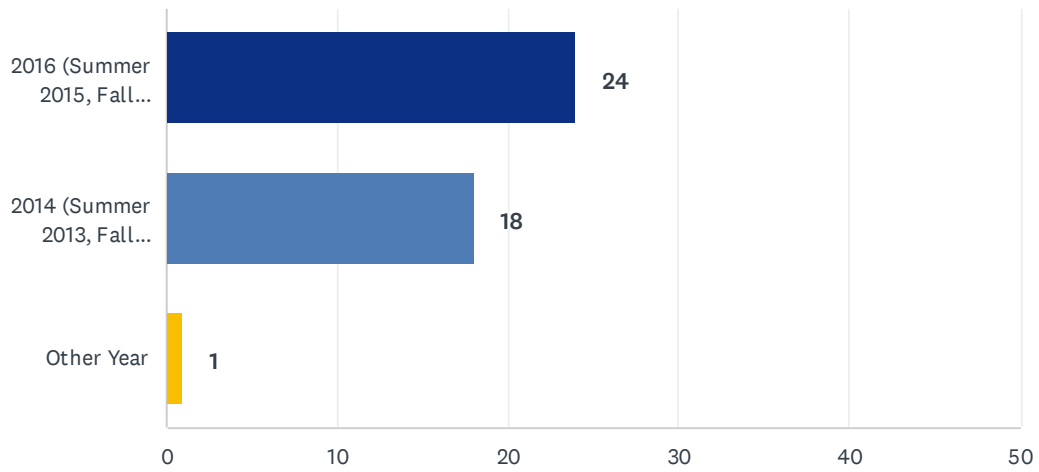


EMORY

ROLLINS  
SCHOOL OF  
PUBLIC  
HEALTH

## Q1 What year did you graduate from the RSPH?

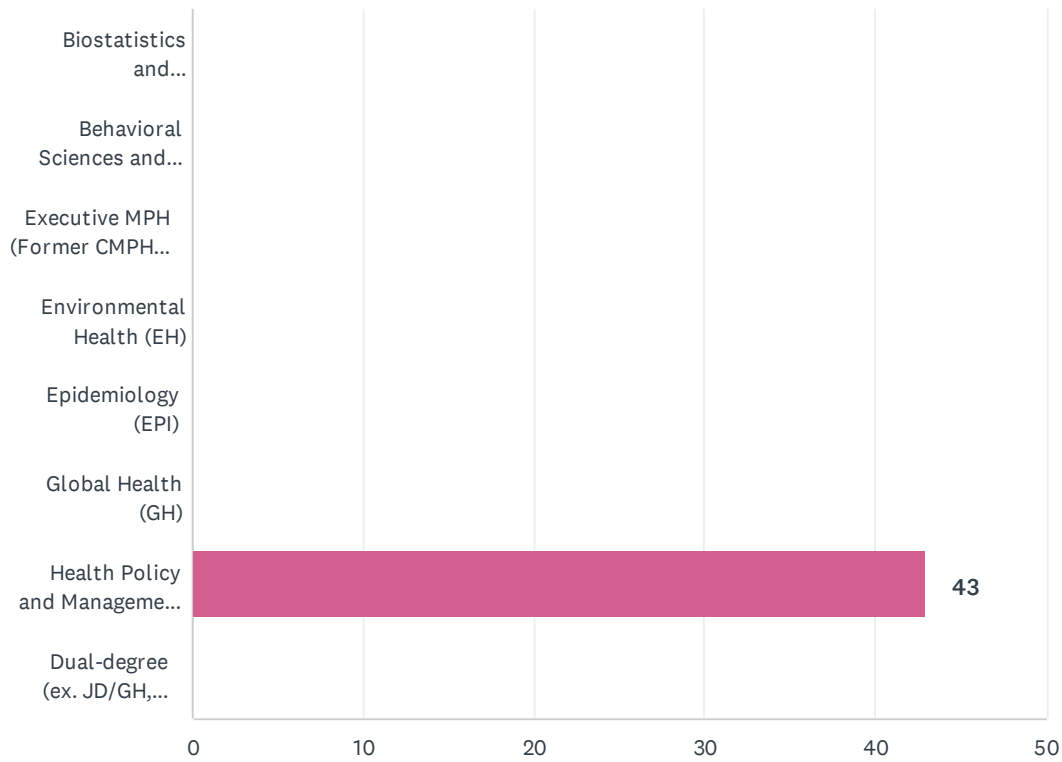
Answered: 43 Skipped: 0



ANSWER CHOICES	RESPONSES	
2016 (Summer 2015, Fall 2015, & Spring 2016)	55.81%	24
2014 (Summer 2013, Fall 2013, & Spring 2014)	41.86%	18
Other Year	2.33%	1
<b>TOTAL</b>		<b>43</b>

## Q2 RSPH Department:

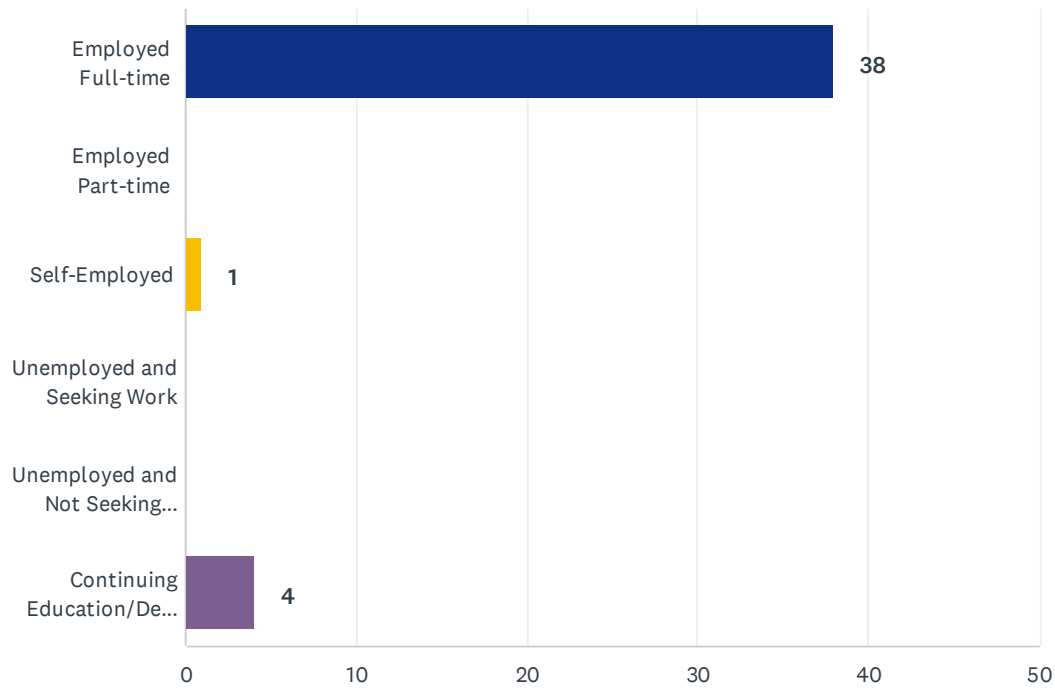
Answered: 43 Skipped: 0



ANSWER CHOICES	RESPONSES	
Biostatistics and Bioinformatics (BIOS)	0.00%	0
Behavioral Sciences and Health Education (BSHE)	0.00%	0
Executive MPH (Former CMPH Program)	0.00%	0
Environmental Health (EH)	0.00%	0
Epidemiology (EPI)	0.00%	0
Global Health (GH)	0.00%	0
Health Policy and Management (HPM)	100.00%	43
Dual-degree (ex. JD/GH, MD/BSHE, etc.)	0.00%	0
<b>TOTAL</b>		<b>43</b>

## Q4 What is your current employment status?

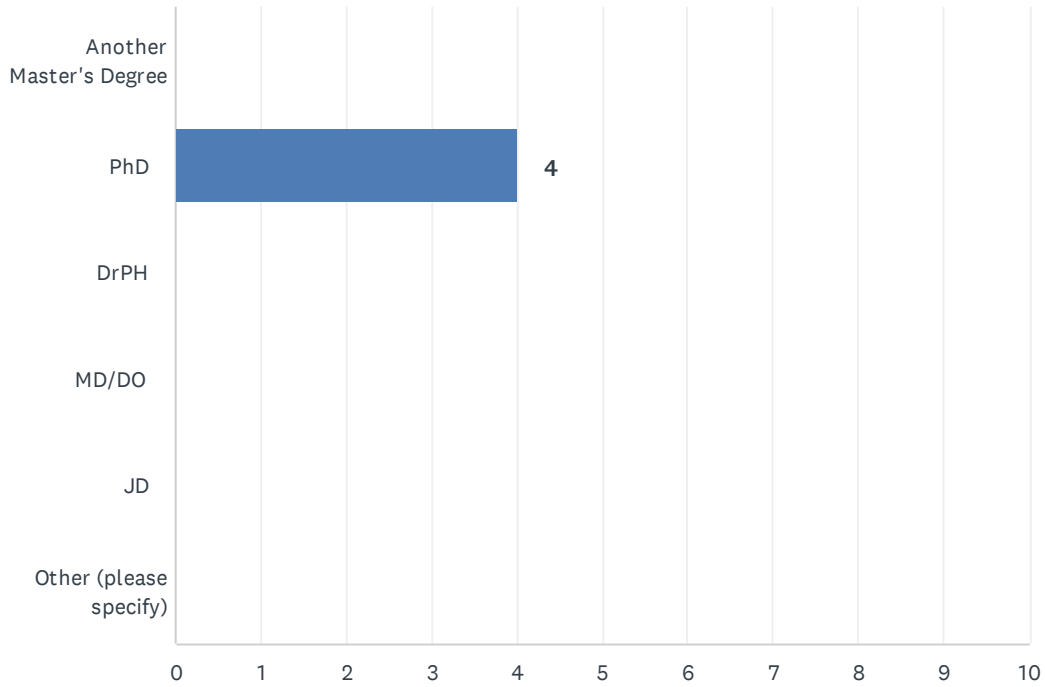
Answered: 43 Skipped: 0



ANSWER CHOICES	RESPONSES	
Employed Full-time	88.37%	38
Employed Part-time	0.00%	0
Self-Employed	2.33%	1
Unemployed and Seeking Work	0.00%	0
Unemployed and Not Seeking Work	0.00%	0
Continuing Education/Degree Seeking	9.30%	4
<b>TOTAL</b>		<b>43</b>

## Q9 What degree are you seeking?

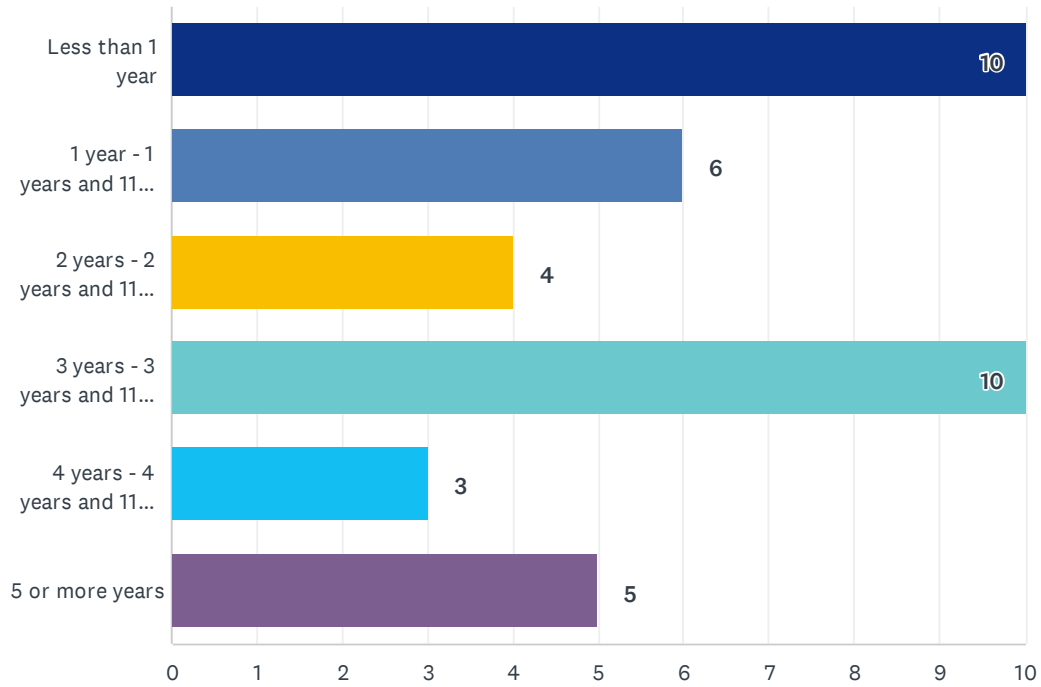
Answered: 4 Skipped: 39



ANSWER CHOICES	RESPONSES	
Another Master's Degree	0.00%	0
PhD	100.00%	4
DrPH	0.00%	0
MD/DO	0.00%	0
JD	0.00%	0
Other (please specify)	0.00%	0
<b>TOTAL</b>		<b>4</b>

## Q12 How long have you been employed at your current job?

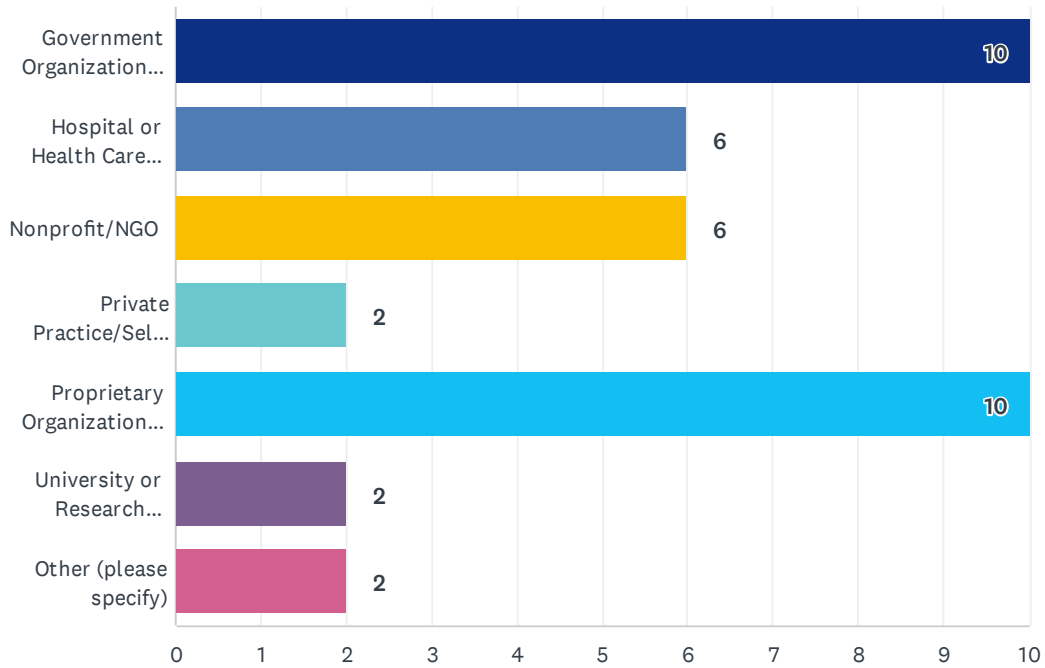
Answered: 38 Skipped: 5



ANSWER CHOICES	RESPONSES	
Less than 1 year	26.32%	10
1 year - 1 years and 11 months	15.79%	6
2 years - 2 years and 11 months	10.53%	4
3 years - 3 years and 11 months	26.32%	10
4 years - 4 years and 11 months	7.89%	3
5 or more years	13.16%	5
Total Respondents: 38		

### Q13 Which one of the following best describes your employment sector?

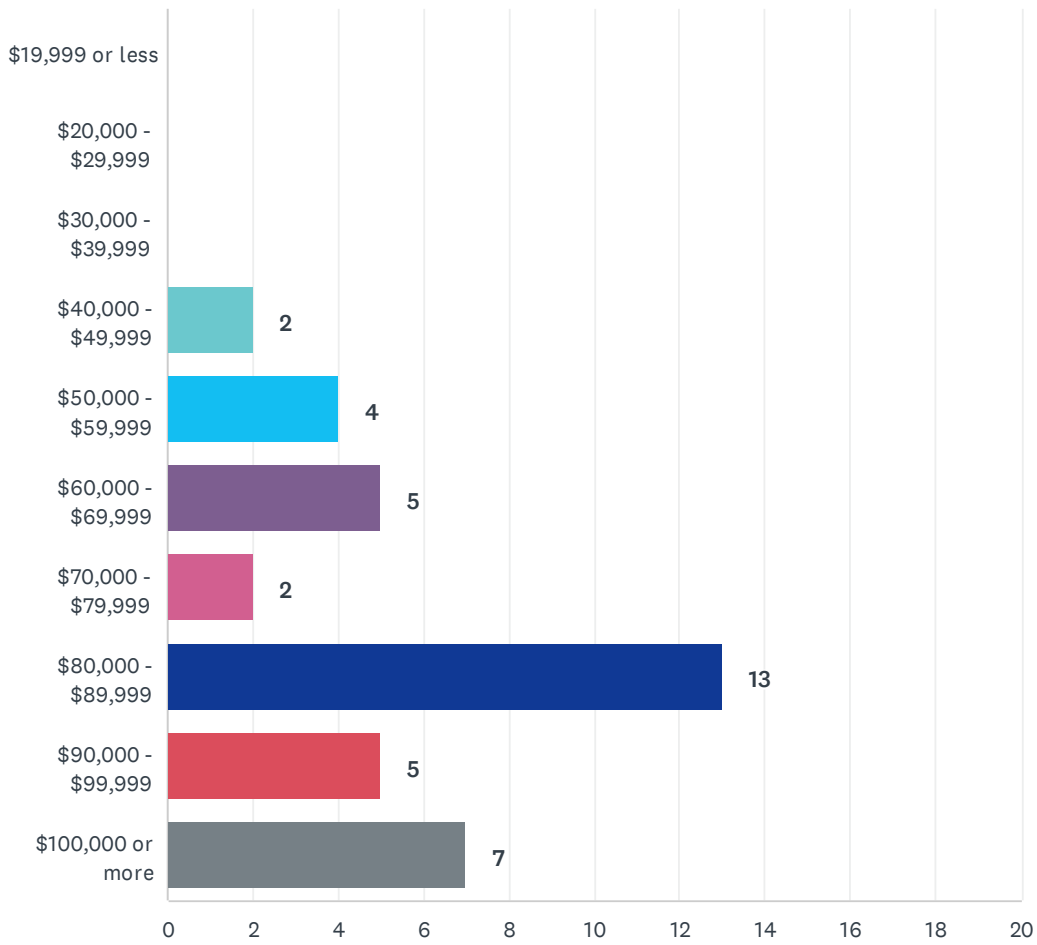
Answered: 38 Skipped: 5



ANSWER CHOICES	RESPONSES	
Government Organization (Federal, State, Local)	26.32%	10
Hospital or Health Care Facility	15.79%	6
Nonprofit/NGO	15.79%	6
Private Practice/Self-Employed	5.26%	2
Proprietary Organizations (Industry, Pharmaceutical company, Consulting, Other For-Profit Org)	26.32%	10
University or Research Institution (e.g. Emory University)	5.26%	2
Other (please specify)	5.26%	2
<b>TOTAL</b>		<b>38</b>

## Q14 Annual Salary Range:

Answered: 38 Skipped: 5



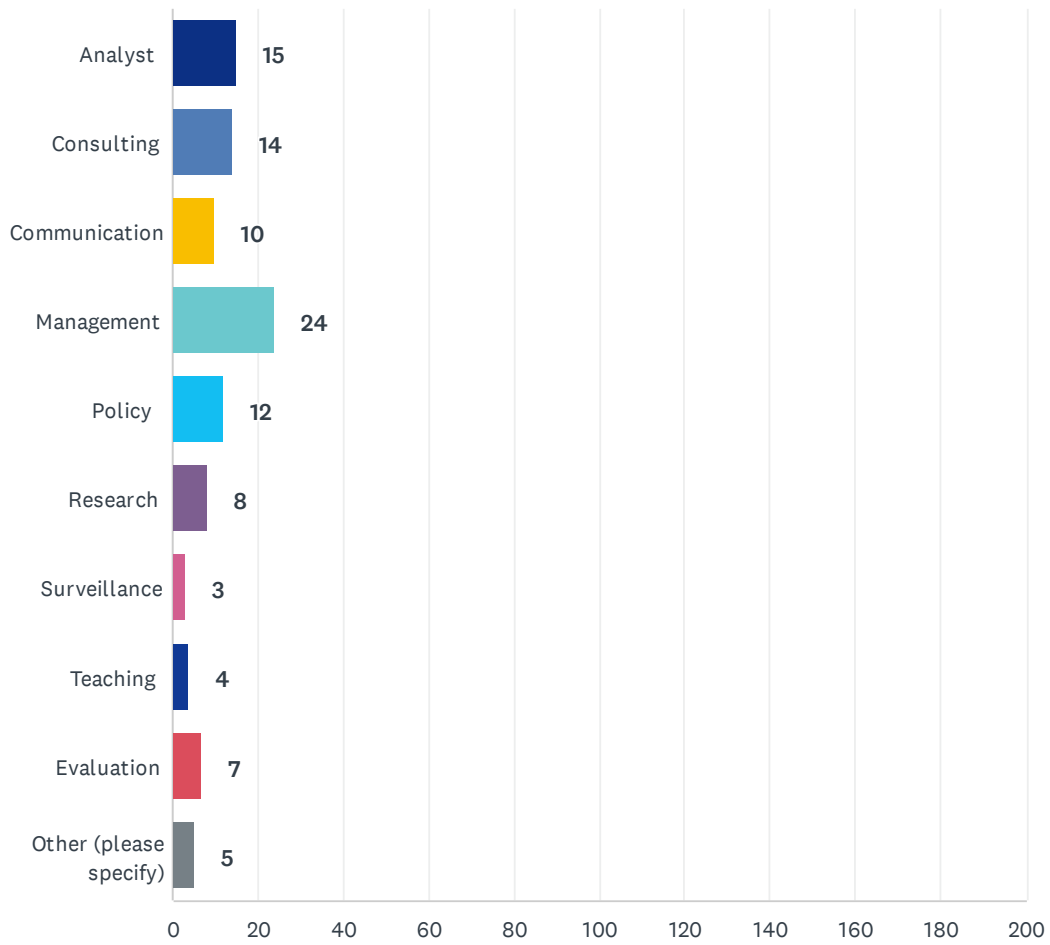


RSPH 3 & 5 Year Post-Grad Alumni Survey (2019)

ANSWER CHOICES	RESPONSES	
\$19,999 or less	0.00%	0
\$20,000 - \$29,999	0.00%	0
\$30,000 - \$39,999	0.00%	0
\$40,000 - \$49,999	5.26%	2
\$50,000 - \$59,999	10.53%	4
\$60,000 - \$69,999	13.16%	5
\$70,000 - \$79,999	5.26%	2
\$80,000 - \$89,999	34.21%	13
\$90,000 - \$99,999	13.16%	5
\$100,000 or more	18.42%	7
<b>TOTAL</b>		<b>38</b>

### Q15 Which category best describes your job duties? (Check all that apply)

Answered: 38 Skipped: 5

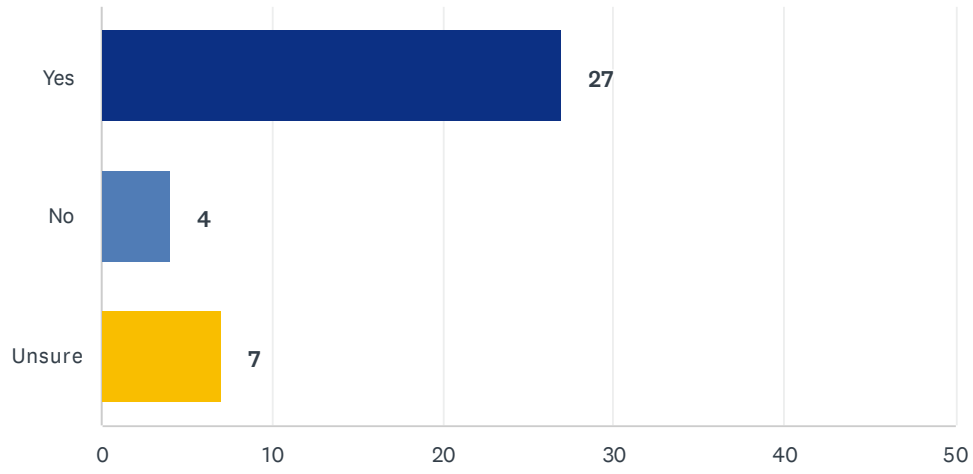


## RSPH 3 & 5 Year Post-Grad Alumni Survey (2019)

ANSWER CHOICES	RESPONSES	
Analyst	39.47%	15
Consulting	36.84%	14
Communication	26.32%	10
Management	63.16%	24
Policy	31.58%	12
Research	21.05%	8
Surveillance	7.89%	3
Teaching	10.53%	4
Evaluation	18.42%	7
Other (please specify)	13.16%	5
Total Respondents: 38		

## Q17 Does your current employer hire doctoral trained employees?

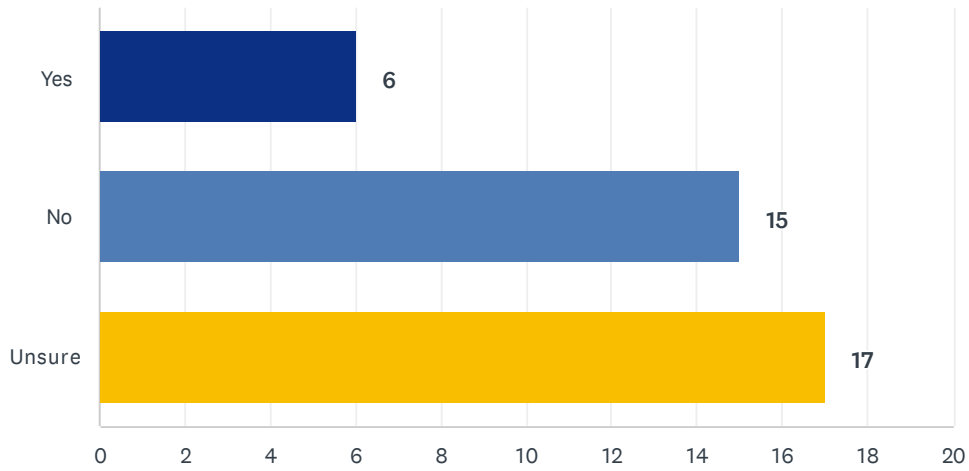
Answered: 38 Skipped: 5



ANSWER CHOICES	RESPONSES	
Yes	71.05%	27
No	10.53%	4
Unsure	18.42%	7
<b>TOTAL</b>		<b>38</b>

### Q18 Does your current employer hire Rollins students (i.e. part-time, REAL, internships, applied practice experience (previously called practicum) positions)?

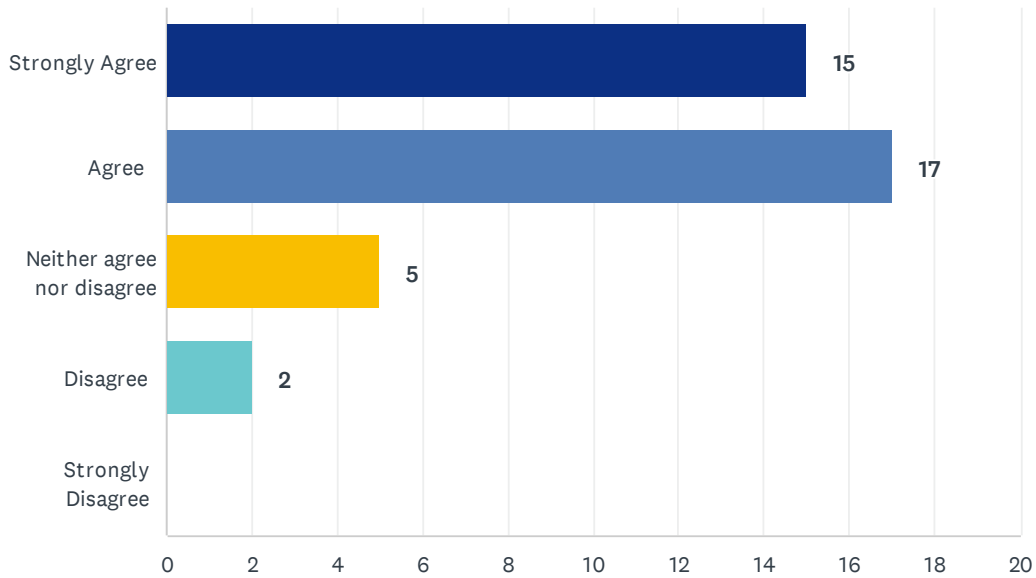
Answered: 38 Skipped: 5



ANSWER CHOICES	RESPONSES	
Yes	15.79%	6
No	39.47%	15
Unsure	44.74%	17
TOTAL		38

**Q19 The course work (including practicum, thesis and/or capstone) at RSPH provided me with the basic competencies and skills required for working in public health/current field.**

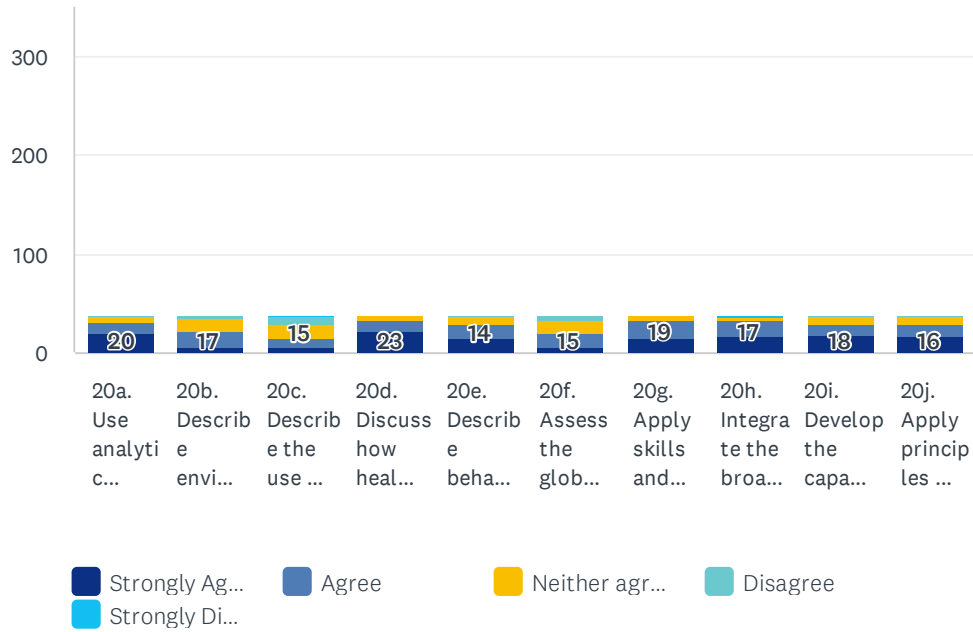
Answered: 39 Skipped: 4



ANSWER CHOICES	RESPONSES	
Strongly Agree	38.46%	15
Agree	43.59%	17
Neither agree nor disagree	12.82%	5
Disagree	5.13%	2
Strongly Disagree	0.00%	0
<b>TOTAL</b>		<b>39</b>

## Q20 I have attained and had the ability to apply the following 10 competencies post-graduation in a past/current job:

Answered: 39 Skipped: 4



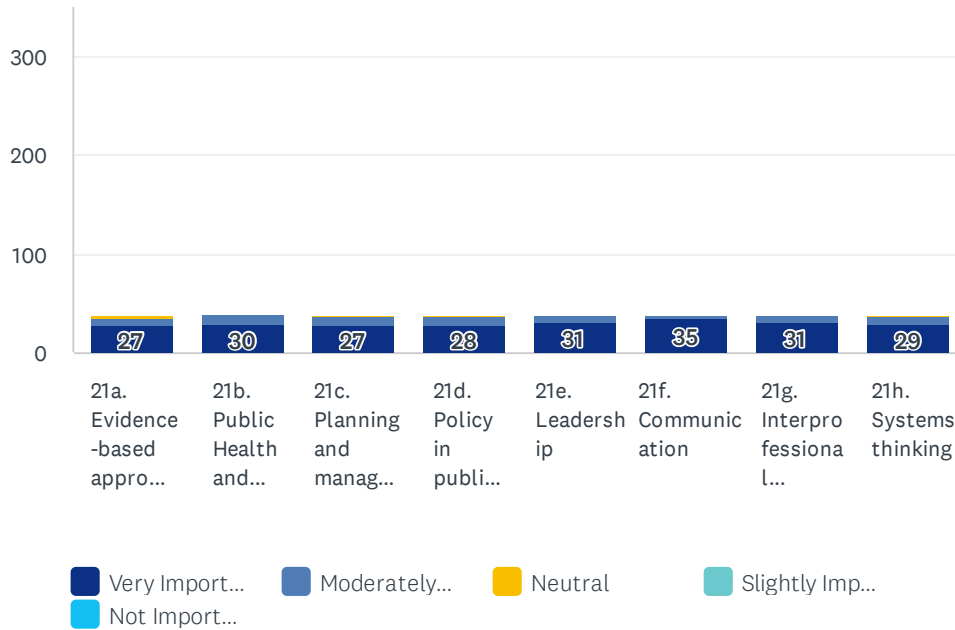
RSPH 3 & 5 Year Post-Grad Alumni Survey (2019)

	STRONGLY AGREE	AGREE	NEITHER AGREE NOR DISAGREE	DISAGREE	STRONGLY DISAGREE	TOTAL	WEIGHTED AVERAGE
20a. Use analytic reasoning and quantitative methods to address questions in public health and population-based research	51.28% 20	30.77% 12	10.26% 4	5.13% 2	2.56% 1	39	4.23
20b. Describe environmental conditions, including biological, physical and chemical factors that affect the health of individuals, communities and populations	15.38% 6	43.59% 17	30.77% 12	7.69% 3	2.56% 1	39	3.62
20c. Describe the use of epidemiology methods to study the etiology and control of disease and injury in populations	12.82% 5	23.08% 9	38.46% 15	20.51% 8	5.13% 2	39	3.18
20d. Discuss how health policy and finance affect the delivery, quality, access and costs of health care for individuals, communities and populations	58.97% 23	28.21% 11	10.26% 4	0.00% 0	2.56% 1	39	4.41
20e. Describe behavioral, social and cultural factors that contribute to the health and well-being of individuals, communities and populations	38.46% 15	35.90% 14	20.51% 8	2.56% 1	2.56% 1	39	4.05
20f. Assess the global forces that influence the health of culturally diverse populations around the world	12.82% 5	38.46% 15	33.33% 13	12.82% 5	2.56% 1	39	3.46
20g. Apply skills and knowledge in public health setting(s) through planned and supervised experience(s) related to professional career objectives	38.46% 15	48.72% 19	10.26% 4	0.00% 0	2.56% 1	39	4.21
20h. Integrate the broad base of public health knowledge and skills acquired from coursework, practicum and other learning activities into a culminating experience (thesis, special studies project, capstone)	41.03% 16	43.59% 17	10.26% 4	0.00% 0	5.13% 2	39	4.15
20i. Develop the capacity for lifelong learning in public health	46.15% 18	30.77% 12	17.95% 7	2.56% 1	2.56% 1	39	4.15
20j. Apply principles of ethical conduct to public health practice	41.03% 16	35.90% 14	17.95% 7	2.56% 1	2.56% 1	39	4.10



## Q21 Reflecting on your experience, how important are each of the following skills for job readiness as a public health professional?

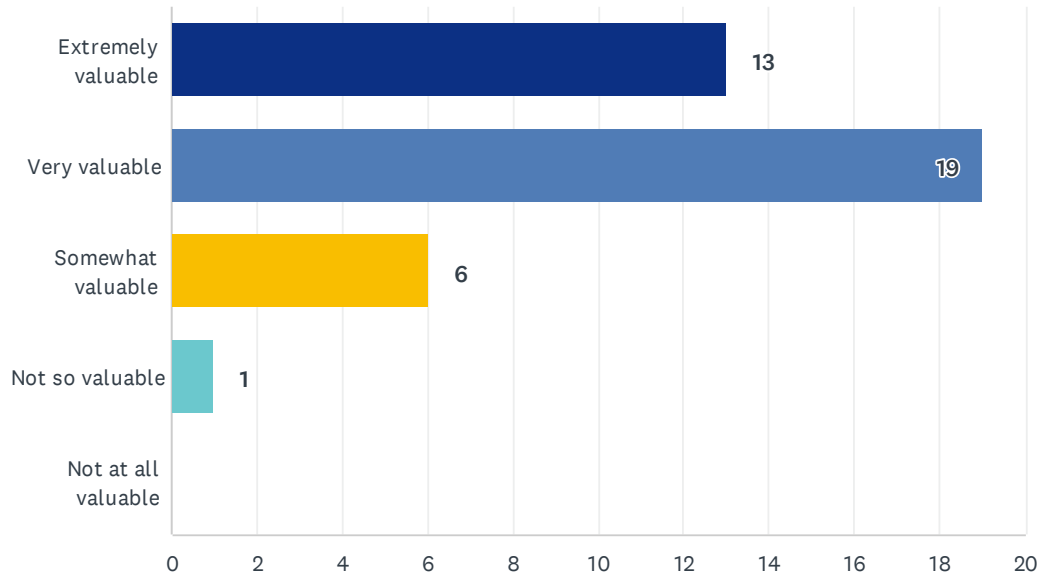
Answered: 39 Skipped: 4



	VERY IMPORTANT	MODERATELY IMPORTANT	NEUTRAL	SLIGHTLY IMPORTANT	NOT IMPORTANT	TOTAL	WEIGHTED AVERAGE
21a. Evidence-based approaches to public health	69.23% 27	20.51% 8	7.69% 3	2.56% 1	0.00% 0	39	4.56
21b. Public Health and health care systems	76.92% 30	23.08% 9	0.00% 0	0.00% 0	0.00% 0	39	4.77
21c. Planning and management to promote health	69.23% 27	23.08% 9	7.69% 3	0.00% 0	0.00% 0	39	4.62
21d. Policy in public health	71.79% 28	20.51% 8	7.69% 3	0.00% 0	0.00% 0	39	4.64
21e. Leadership	79.49% 31	17.95% 7	2.56% 1	0.00% 0	0.00% 0	39	4.77
21f. Communication	89.74% 35	7.69% 3	2.56% 1	0.00% 0	0.00% 0	39	4.87
21g. Interprofessional practice	79.49% 31	20.51% 8	0.00% 0	0.00% 0	0.00% 0	39	4.79
21h. Systems thinking	74.36% 29	17.95% 7	7.69% 3	0.00% 0	0.00% 0	39	4.67

## Q23 Based on your career interests and goals, how valuable is/was your RSPH MPH or MSPH degree in the job market?

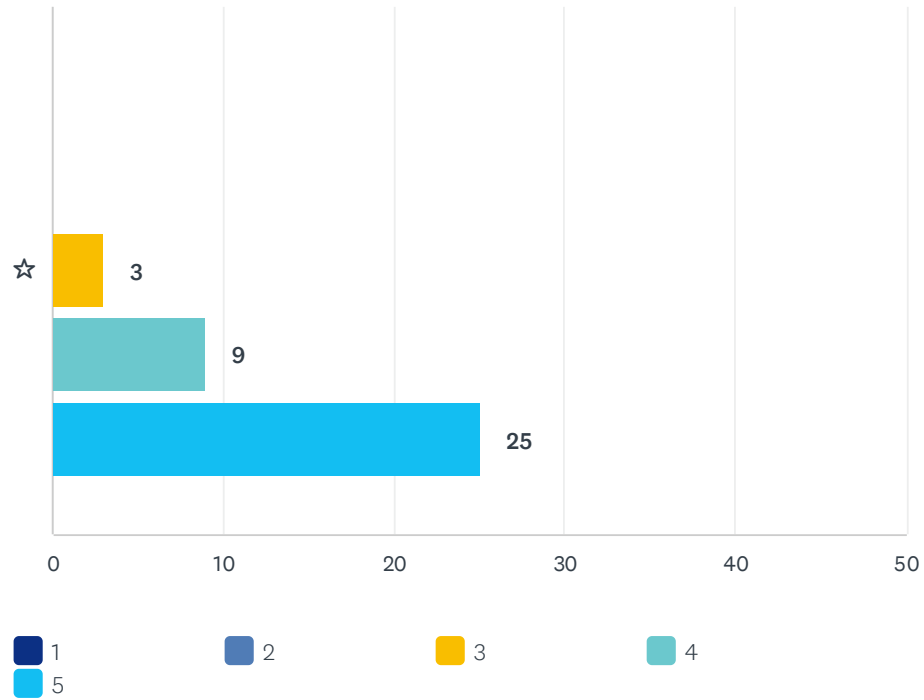
Answered: 39 Skipped: 4



ANSWER CHOICES	RESPONSES	
Extremely valuable	33.33%	13
Very valuable	48.72%	19
Somewhat valuable	15.38%	6
Not so valuable	2.56%	1
Not at all valuable	0.00%	0
<b>TOTAL</b>		<b>39</b>

## Q24 How would you rate your decision to attend the RSPH?

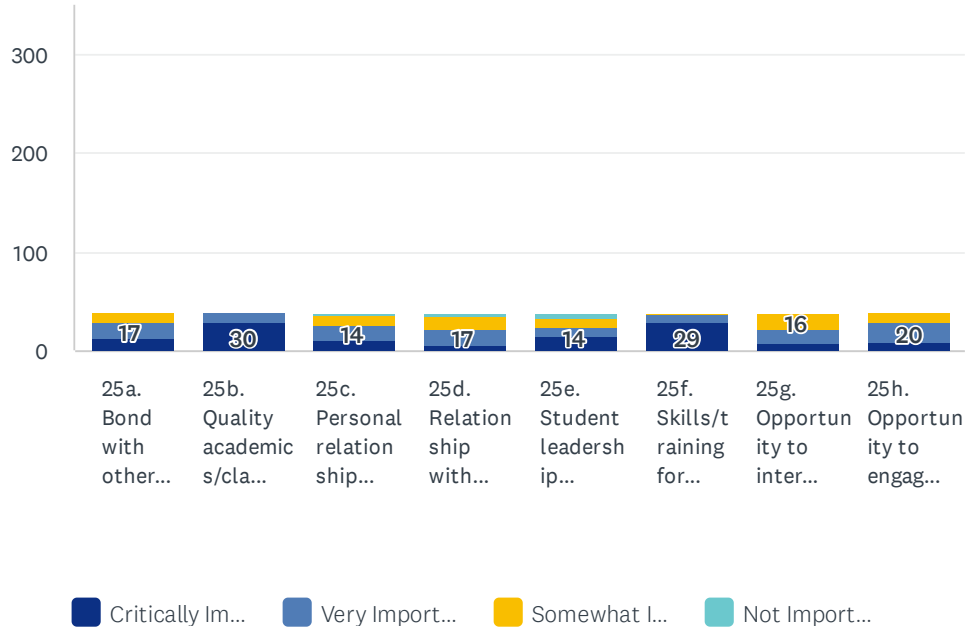
Answered: 37 Skipped: 6



	1	2	3	4	5	TOTAL	WEIGHTED AVERAGE
☆	0.00% 0	0.00% 0	8.11% 3	24.32% 9	67.57% 25	37	4.59

## Q25 How important was each of the following to your experience as a student?

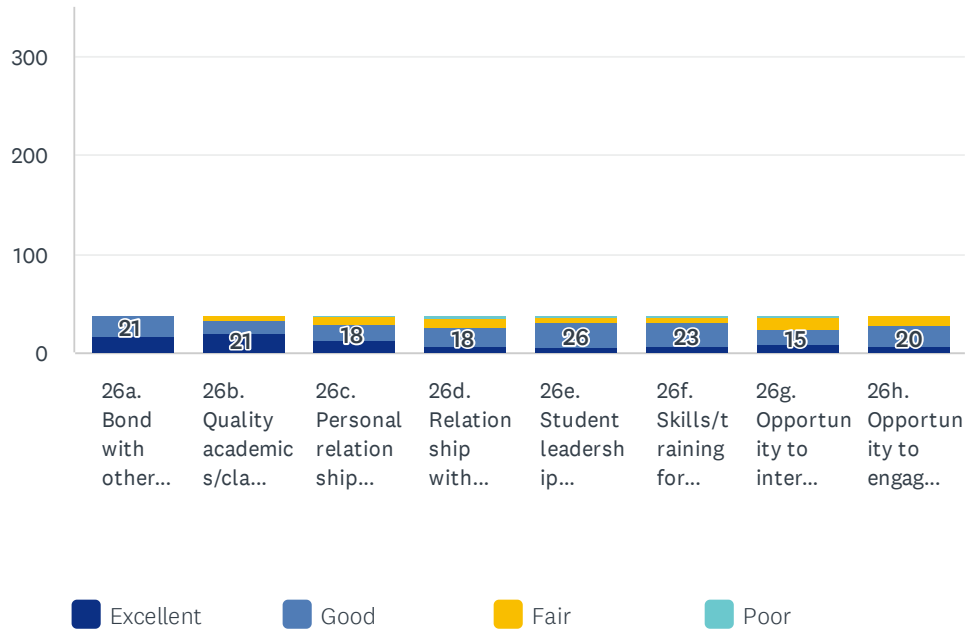
Answered: 39 Skipped: 4



	CRITICALLY IMPORTANT	VERY IMPORTANT	SOMEWHAT IMPORTANT	NOT IMPORTANT	TOTAL
25a. Bond with other students	33.33% 13	43.59% 17	23.08% 9	0.00% 0	39
25b. Quality academics/classes	76.92% 30	23.08% 9	0.00% 0	0.00% 0	39
25c. Personal relationship with faculty	28.21% 11	35.90% 14	30.77% 12	5.13% 2	39
25d. Relationship with administration and staff	12.82% 5	43.59% 17	33.33% 13	10.26% 4	39
25e. Student leadership opportunities	35.90% 14	25.64% 10	25.64% 10	12.82% 5	39
25f. Skills/training for career	74.36% 29	17.95% 7	7.69% 3	0.00% 0	39
25g. Opportunity to interact with alumni	20.51% 8	38.46% 15	41.03% 16	0.00% 0	39
25h. Opportunity to engage with the larger Atlanta community	23.08% 9	51.28% 20	25.64% 10	0.00% 0	39

## Q26 How well did the RSPH do at providing the following experiences?

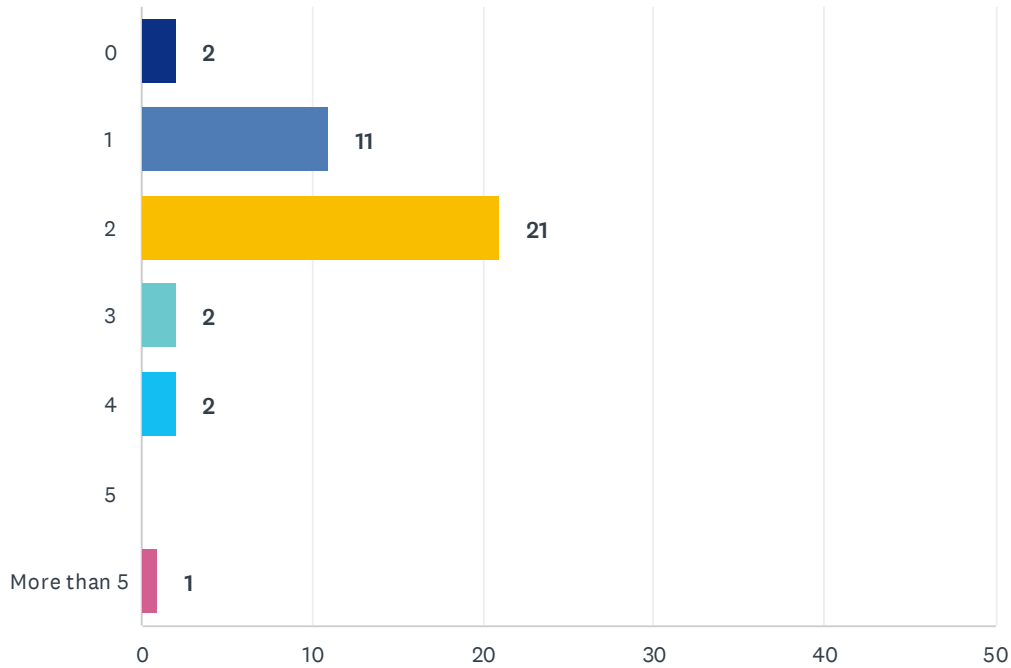
Answered: 39 Skipped: 4



	EXCELLENT	GOOD	FAIR	POOR	TOTAL
26a. Bond with other students	43.59% 17	53.85% 21	2.56% 1	0.00% 0	39
26b. Quality academics/classes	53.85% 21	33.33% 13	12.82% 5	0.00% 0	39
26c. Personal relationship with faculty	30.77% 12	46.15% 18	17.95% 7	5.13% 2	39
26d. Relationship with administration and staff	17.95% 7	46.15% 18	25.64% 10	10.26% 4	39
26e. Student leadership opportunities	15.38% 6	66.67% 26	12.82% 5	5.13% 2	39
26f. Skills/training for career	20.51% 8	58.97% 23	15.38% 6	5.13% 2	39
26g. Opportunity to interact with alumni	23.08% 9	38.46% 15	33.33% 13	5.13% 2	39
26h. Opportunity to engage with the larger Atlanta community	17.95% 7	51.28% 20	28.21% 11	2.56% 1	39

## Q27 Since graduation from the RSPH, how many full-time positions have you held?

Answered: 39 Skipped: 4



ANSWER CHOICES	RESPONSES	
0	5.13%	2
1	28.21%	11
2	53.85%	21
3	5.13%	2
4	5.13%	2
5	0.00%	0
More than 5	2.56%	1
<b>TOTAL</b>		<b>39</b>