



# Office of Career Development

---

EPIDEMIOLOGY (EPI)

2019 RSPH Alumni Survey Report

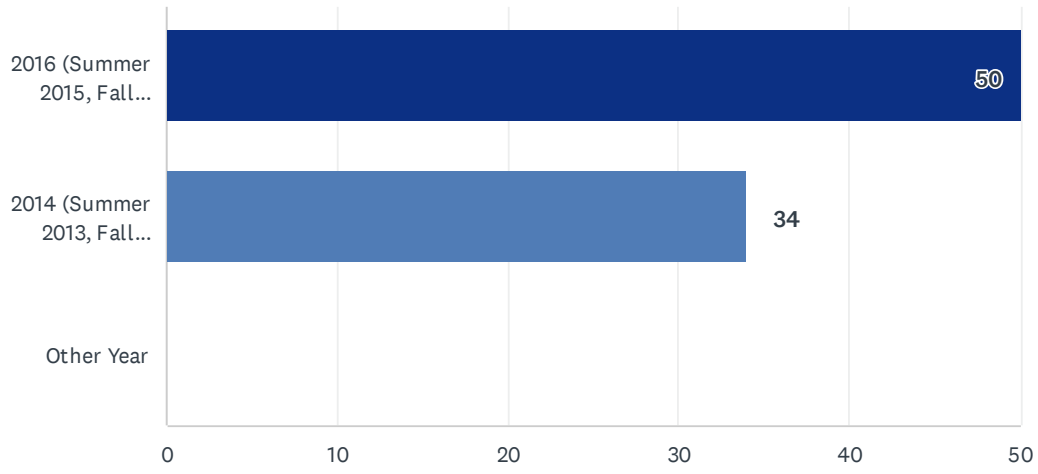


EMORY

ROLLINS  
SCHOOL OF  
PUBLIC  
HEALTH

## Q1 What year did you graduate from the RSPH?

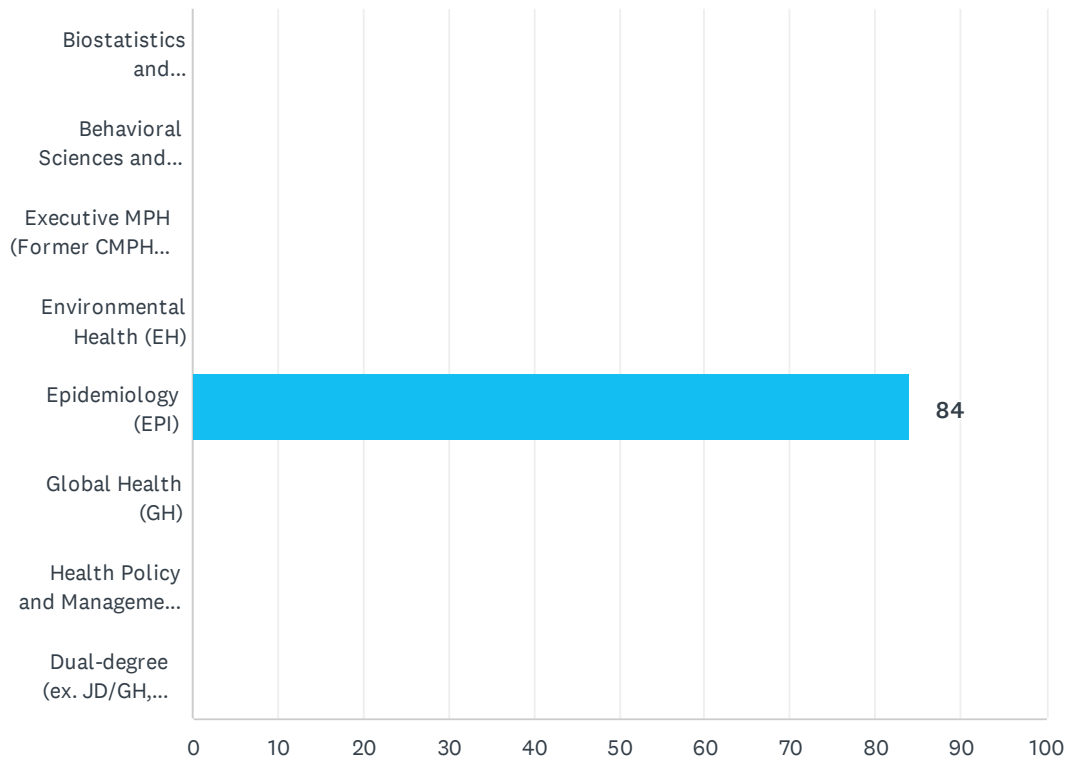
Answered: 84 Skipped: 0



ANSWER CHOICES	RESPONSES	
2016 (Summer 2015, Fall 2015, & Spring 2016)	59.52%	50
2014 (Summer 2013, Fall 2013, & Spring 2014)	40.48%	34
Other Year	0.00%	0
<b>TOTAL</b>		<b>84</b>

## Q2 RSPH Department:

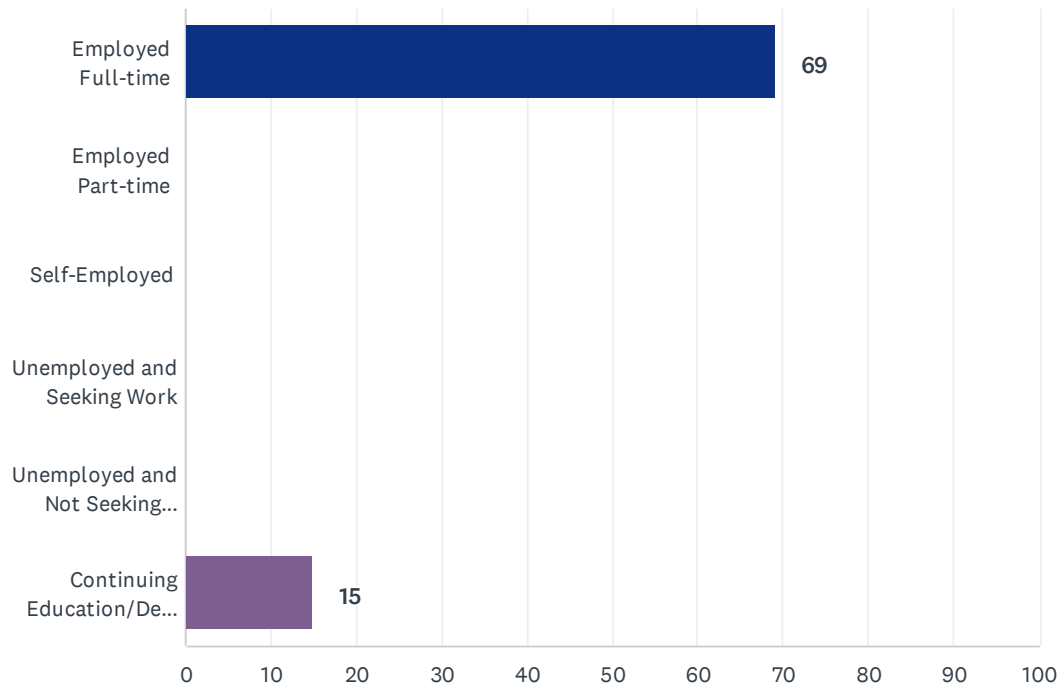
Answered: 84 Skipped: 0



ANSWER CHOICES	RESPONSES	
Biostatistics and Bioinformatics (BIOS)	0.00%	0
Behavioral Sciences and Health Education (BSHE)	0.00%	0
Executive MPH (Former CMPH Program)	0.00%	0
Environmental Health (EH)	0.00%	0
Epidemiology (EPI)	100.00%	84
Global Health (GH)	0.00%	0
Health Policy and Management (HPM)	0.00%	0
Dual-degree (ex. JD/GH, MD/BSHE, etc.)	0.00%	0
<b>TOTAL</b>		<b>84</b>

## Q4 What is your current employment status?

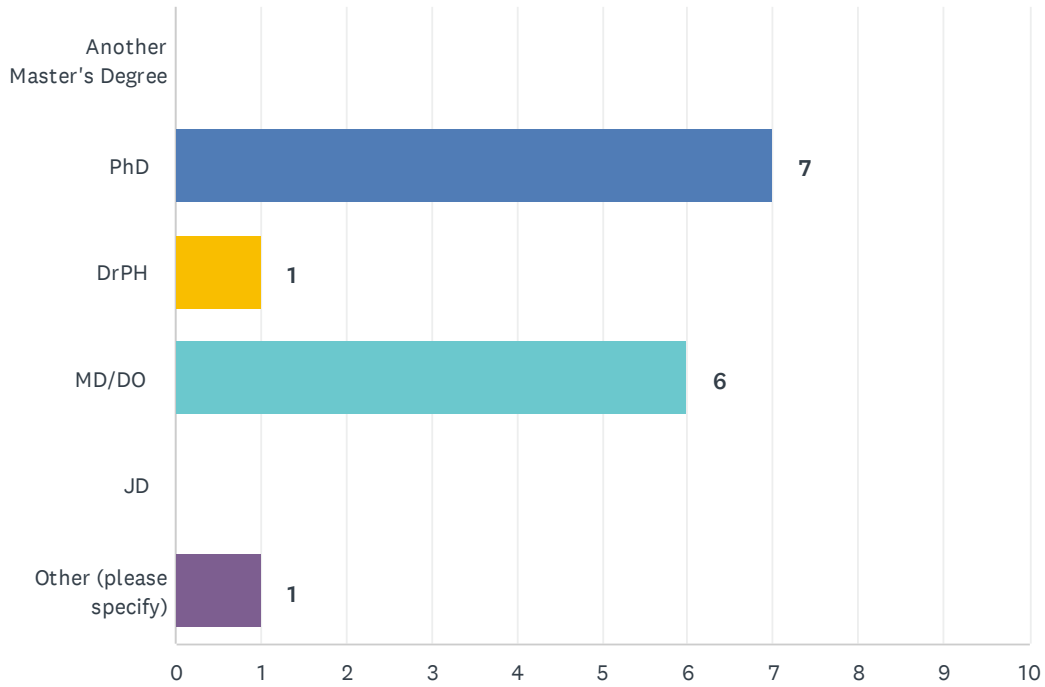
Answered: 84 Skipped: 0



ANSWER CHOICES	RESPONSES	
Employed Full-time	82.14%	69
Employed Part-time	0.00%	0
Self-Employed	0.00%	0
Unemployed and Seeking Work	0.00%	0
Unemployed and Not Seeking Work	0.00%	0
Continuing Education/Degree Seeking	17.86%	15
<b>TOTAL</b>		<b>84</b>

## Q9 What degree are you seeking?

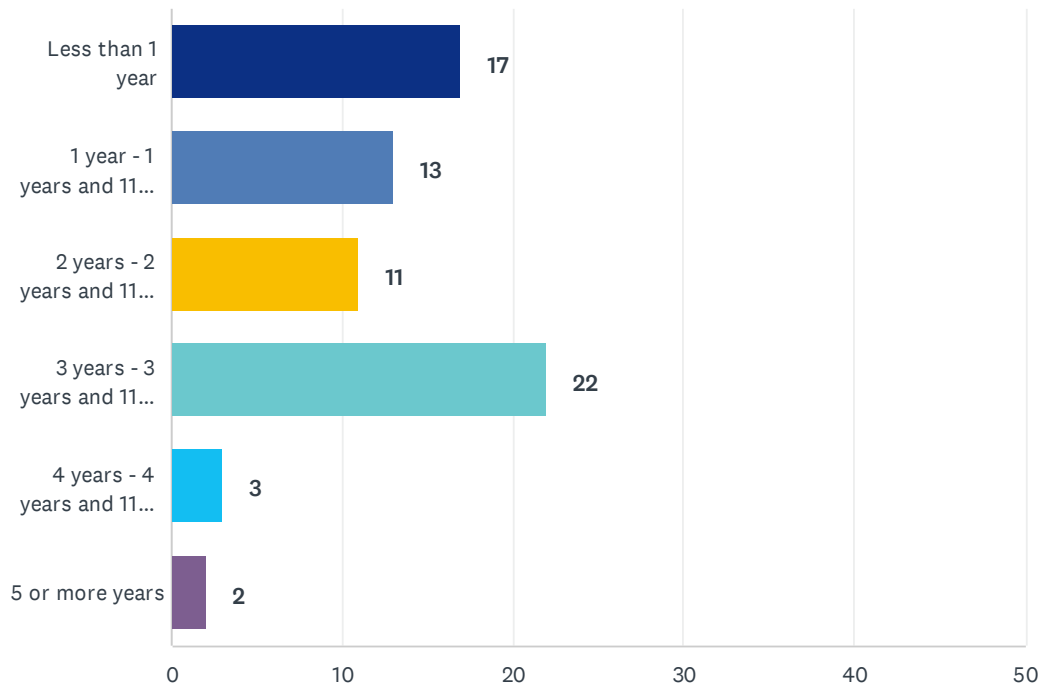
Answered: 15 Skipped: 69



ANSWER CHOICES	RESPONSES	
Another Master's Degree	0.00%	0
PhD	46.67%	7
DrPH	6.67%	1
MD/DO	40.00%	6
JD	0.00%	0
Other (please specify)	6.67%	1
<b>TOTAL</b>		<b>15</b>

## Q12 How long have you been employed at your current job?

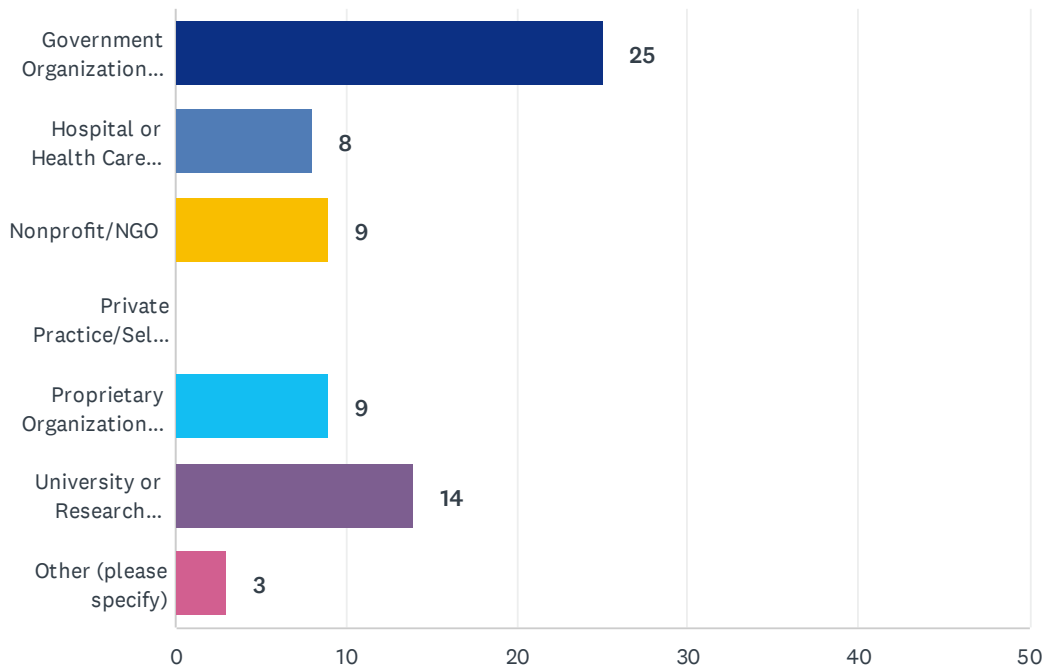
Answered: 68 Skipped: 16



ANSWER CHOICES	RESPONSES	
Less than 1 year	25.00%	17
1 year - 1 years and 11 months	19.12%	13
2 years - 2 years and 11 months	16.18%	11
3 years - 3 years and 11 months	32.35%	22
4 years - 4 years and 11 months	4.41%	3
5 or more years	2.94%	2
Total Respondents: 68		

### Q13 Which one of the following best describes your employment sector?

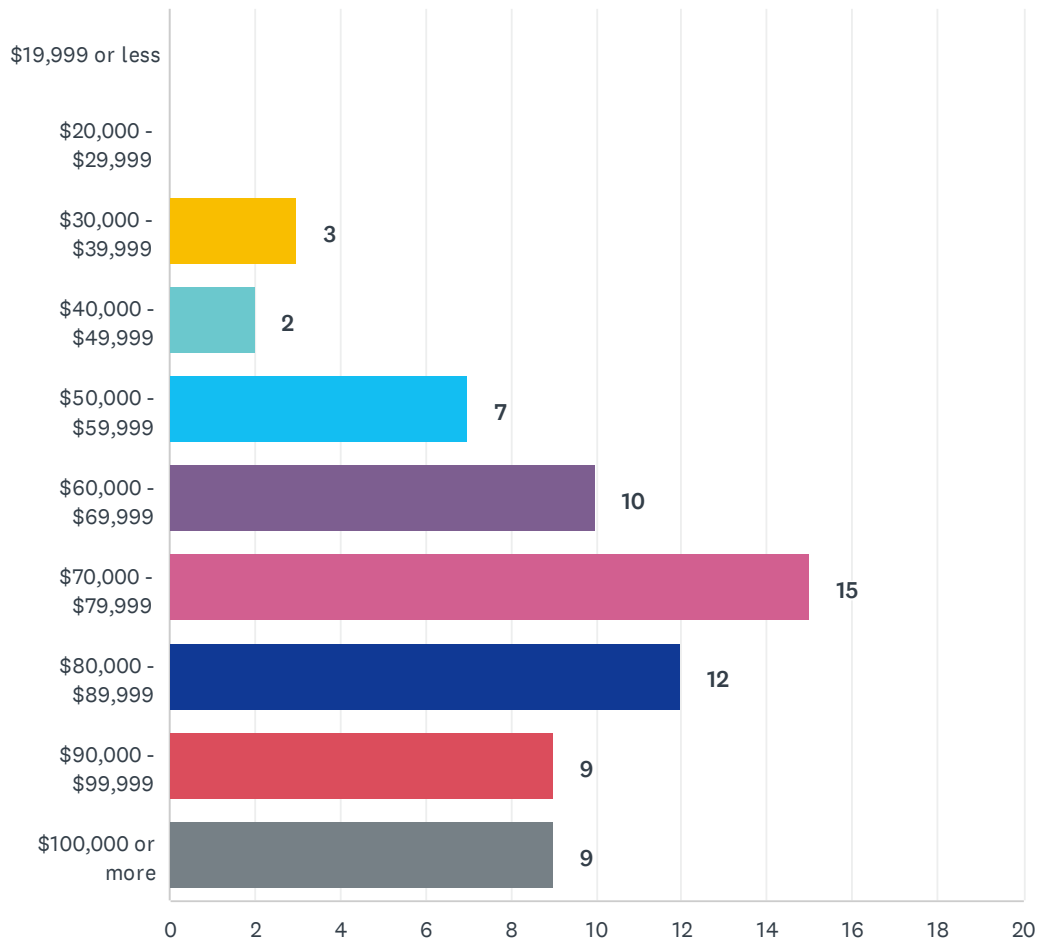
Answered: 68 Skipped: 16



ANSWER CHOICES	RESPONSES	
	Percentage	Count
Government Organization (Federal, State, Local)	36.76%	25
Hospital or Health Care Facility	11.76%	8
Nonprofit/NGO	13.24%	9
Private Practice/Self-Employed	0.00%	0
Proprietary Organizations (Industry, Pharmaceutical company, Consulting, Other For-Profit Org)	13.24%	9
University or Research Institution (e.g. Emory University)	20.59%	14
Other (please specify)	4.41%	3
<b>TOTAL</b>		<b>68</b>

## Q14 Annual Salary Range:

Answered: 67 Skipped: 17



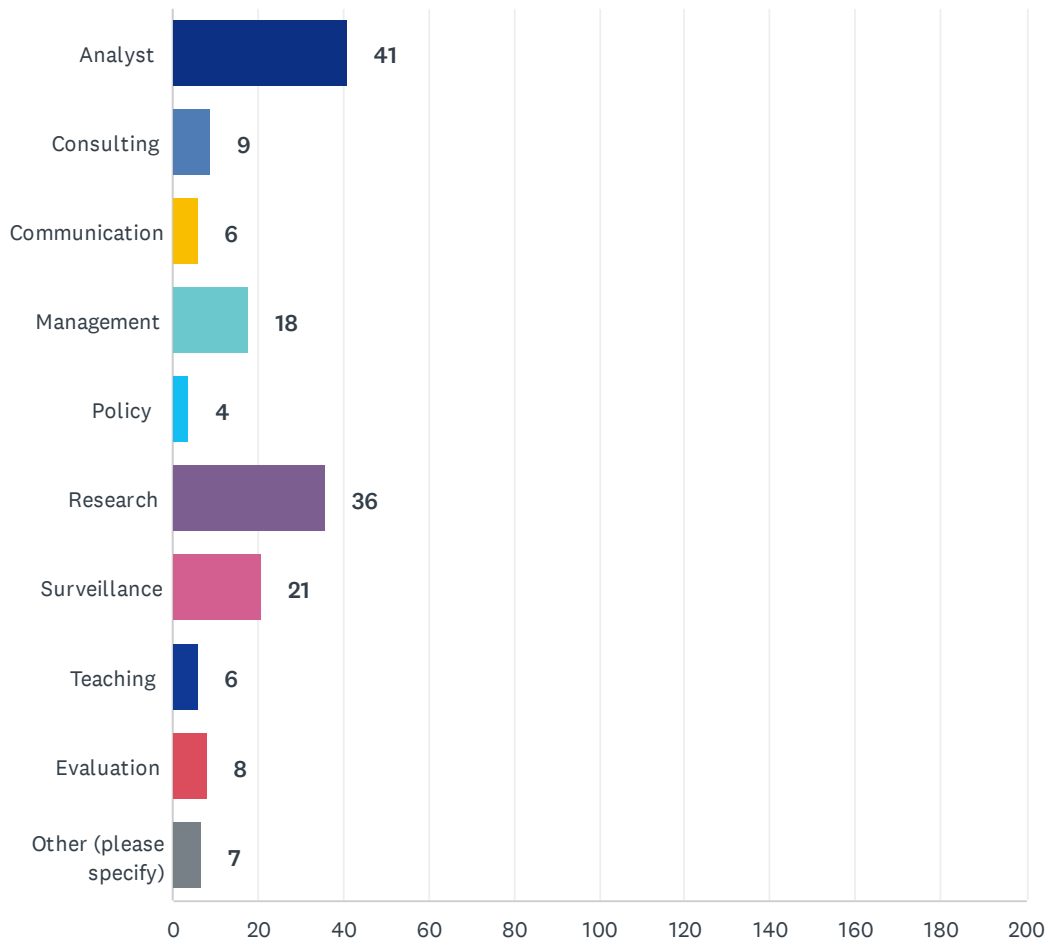


## RSPH 3 & 5 Year Post-Grad Alumni Survey (2019)

ANSWER CHOICES	RESPONSES	
\$19,999 or less	0.00%	0
\$20,000 - \$29,999	0.00%	0
\$30,000 - \$39,999	4.48%	3
\$40,000 - \$49,999	2.99%	2
\$50,000 - \$59,999	10.45%	7
\$60,000 - \$69,999	14.93%	10
\$70,000 - \$79,999	22.39%	15
\$80,000 - \$89,999	17.91%	12
\$90,000 - \$99,999	13.43%	9
\$100,000 or more	13.43%	9
<b>TOTAL</b>		<b>67</b>

### Q15 Which category best describes your job duties? (Check all that apply)

Answered: 68 Skipped: 16

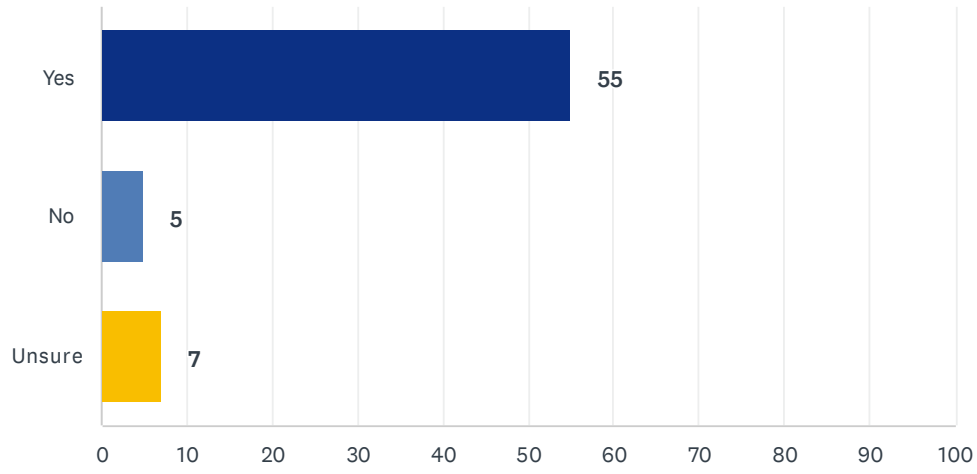


## RSPH 3 & 5 Year Post-Grad Alumni Survey (2019)

ANSWER CHOICES	RESPONSES	
Analyst	60.29%	41
Consulting	13.24%	9
Communication	8.82%	6
Management	26.47%	18
Policy	5.88%	4
Research	52.94%	36
Surveillance	30.88%	21
Teaching	8.82%	6
Evaluation	11.76%	8
Other (please specify)	10.29%	7
Total Respondents: 68		

## Q17 Does your current employer hire doctoral trained employees?

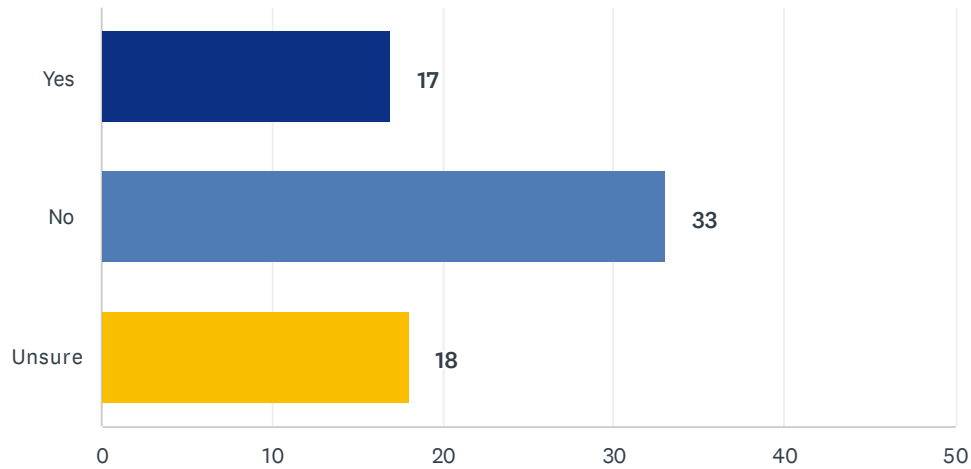
Answered: 67 Skipped: 17



ANSWER CHOICES	RESPONSES	
Yes	82.09%	55
No	7.46%	5
Unsure	10.45%	7
<b>TOTAL</b>		<b>67</b>

### Q18 Does your current employer hire Rollins students (i.e. part-time, REAL, internships, applied practice experience (previously called practicum) positions)?

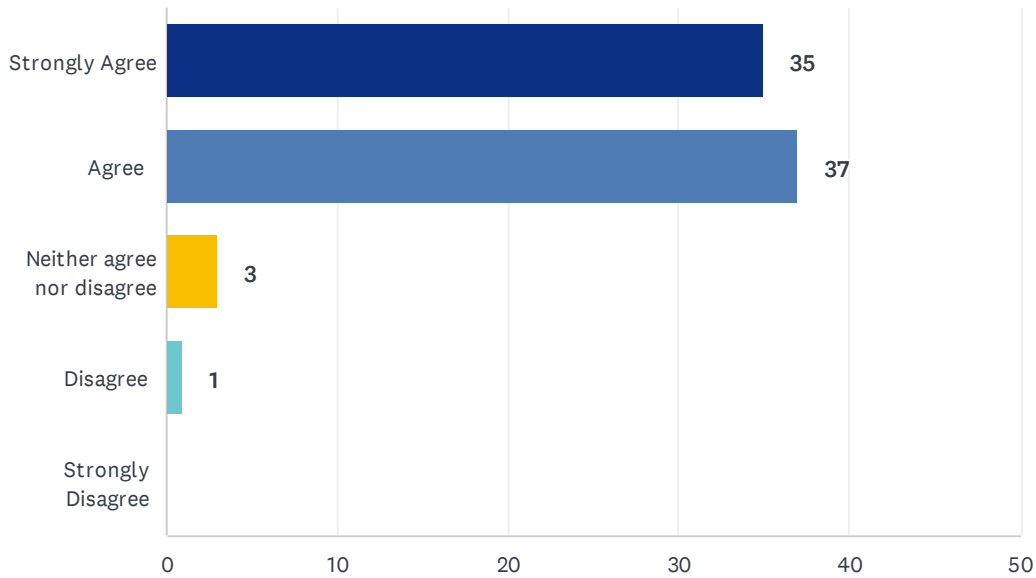
Answered: 68 Skipped: 16



ANSWER CHOICES	RESPONSES	
Yes	25.00%	17
No	48.53%	33
Unsure	26.47%	18
TOTAL		68

Q19 The course work (including practicum, thesis and/or capstone) at RSPH provided me with the basic competencies and skills required for working in public health/current field.

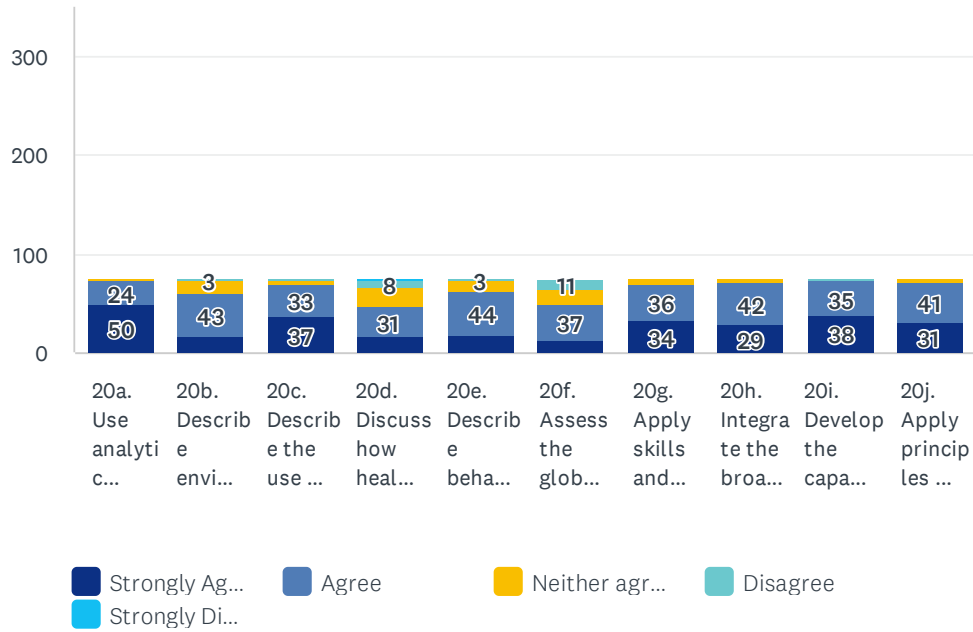
Answered: 76 Skipped: 8



ANSWER CHOICES	PERCENTAGE	RESPONSES
Strongly Agree	46.05%	35
Agree	48.68%	37
Neither agree nor disagree	3.95%	3
Disagree	1.32%	1
Strongly Disagree	0.00%	0
<b>TOTAL</b>		<b>76</b>

## Q20 I have attained and had the ability to apply the following 10 competencies post-graduation in a past/current job:

Answered: 76 Skipped: 8



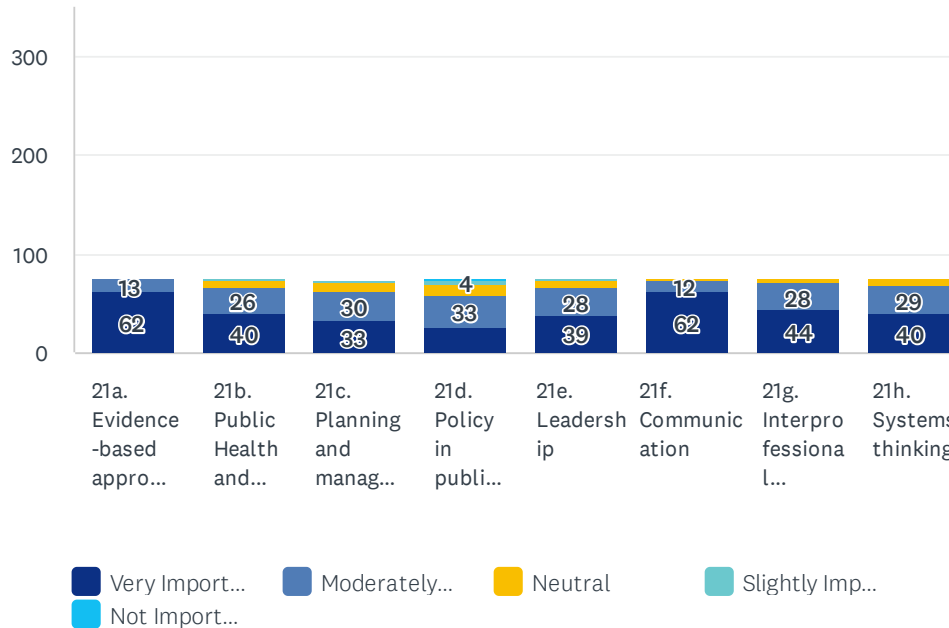
RSPH 3 & 5 Year Post-Grad Alumni Survey (2019)

	STRONGLY AGREE	AGREE	NEITHER AGREE NOR DISAGREE	DISAGREE	STRONGLY DISAGREE	TOTAL	WEIGHTED AVERAGE
20a. Use analytic reasoning and quantitative methods to address questions in public health and population-based research	65.79% 50	31.58% 24	2.63% 2	0.00% 0	0.00% 0	76	4.63
20b. Describe environmental conditions, including biological, physical and chemical factors that affect the health of individuals, communities and populations	22.37% 17	56.58% 43	17.11% 13	3.95% 3	0.00% 0	76	3.97
20c. Describe the use of epidemiology methods to study the etiology and control of disease and injury in populations	48.68% 37	43.42% 33	3.95% 3	3.95% 3	0.00% 0	76	4.37
20d. Discuss how health policy and finance affect the delivery, quality, access and costs of health care for individuals, communities and populations	21.05% 16	40.79% 31	25.00% 19	10.53% 8	2.63% 2	76	3.67
20e. Describe behavioral, social and cultural factors that contribute to the health and well-being of individuals, communities and populations	25.00% 19	57.89% 44	13.16% 10	3.95% 3	0.00% 0	76	4.04
20f. Assess the global forces that influence the health of culturally diverse populations around the world	17.11% 13	48.68% 37	19.74% 15	14.47% 11	0.00% 0	76	3.68
20g. Apply skills and knowledge in public health setting(s) through planned and supervised experience(s) related to professional career objectives	44.74% 34	47.37% 36	7.89% 6	0.00% 0	0.00% 0	76	4.37
20h. Integrate the broad base of public health knowledge and skills acquired from coursework, practicum and other learning activities into a culminating experience (thesis, special studies project, capstone)	38.67% 29	56.00% 42	5.33% 4	0.00% 0	0.00% 0	75	4.33
20i. Develop the capacity for lifelong learning in public health	50.67% 38	46.67% 35	1.33% 1	1.33% 1	0.00% 0	75	4.47
20j. Apply principles of ethical conduct to public health practice	40.79% 31	53.95% 41	5.26% 4	0.00% 0	0.00% 0	76	4.36



## Q21 Reflecting on your experience, how important are each of the following skills for job readiness as a public health professional?

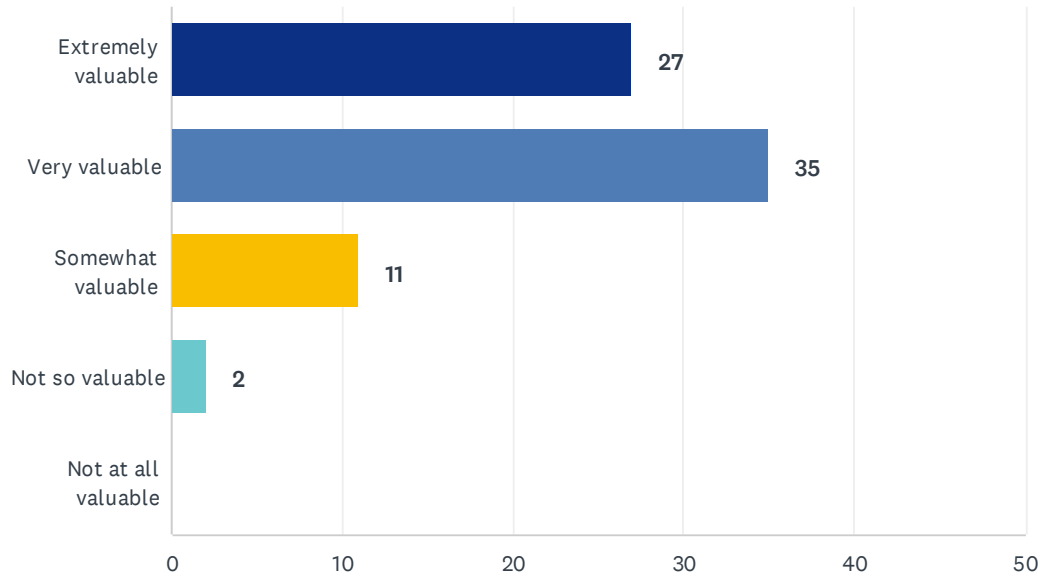
Answered: 76 Skipped: 8



	VERY IMPORTANT	MODERATELY IMPORTANT	NEUTRAL	SLIGHTLY IMPORTANT	NOT IMPORTANT	TOTAL	WEIGHTED AVERAGE
21a. Evidence-based approaches to public health	82.67% 62	17.33% 13	0.00% 0	0.00% 0	0.00% 0	75	4.83
21b. Public Health and health care systems	53.33% 40	34.67% 26	9.33% 7	2.67% 2	0.00% 0	75	4.39
21c. Planning and management to promote health	44.59% 33	40.54% 30	12.16% 9	1.35% 1	1.35% 1	74	4.26
21d. Policy in public health	34.67% 26	44.00% 33	14.67% 11	5.33% 4	1.33% 1	75	4.05
21e. Leadership	51.32% 39	36.84% 28	9.21% 7	1.32% 1	1.32% 1	76	4.36
21f. Communication	81.58% 62	15.79% 12	1.32% 1	0.00% 0	1.32% 1	76	4.76
21g. Interprofessional practice	57.89% 44	36.84% 28	3.95% 3	1.32% 1	0.00% 0	76	4.51
21h. Systems thinking	52.63% 40	38.16% 29	7.89% 6	1.32% 1	0.00% 0	76	4.42

## Q23 Based on your career interests and goals, how valuable is/was your RSPH MPH or MSPH degree in the job market?

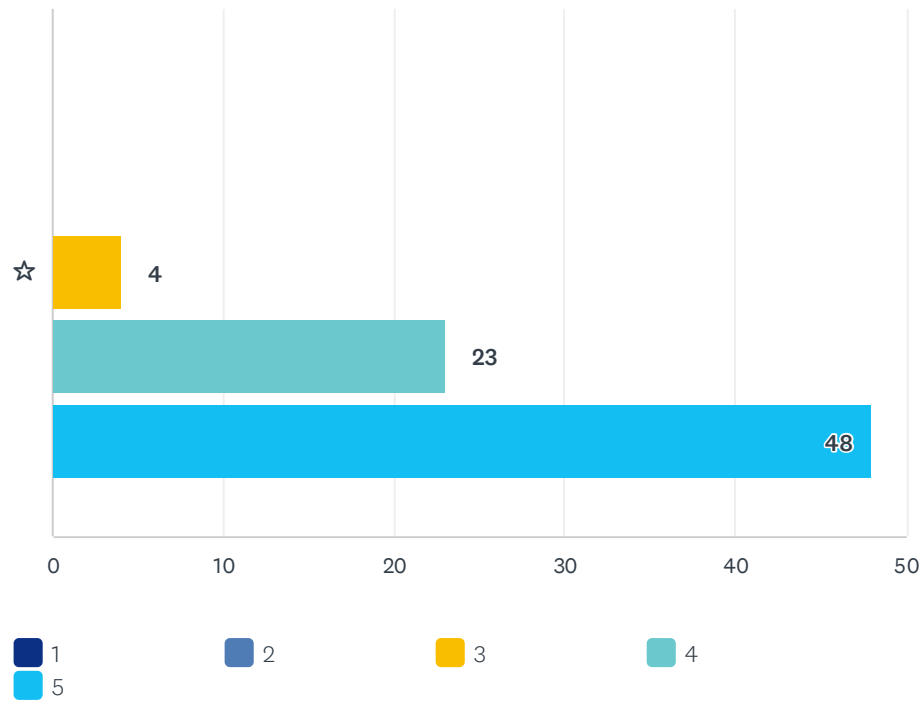
Answered: 75 Skipped: 9



ANSWER CHOICES	RESPONSES	
Extremely valuable	36.00%	27
Very valuable	46.67%	35
Somewhat valuable	14.67%	11
Not so valuable	2.67%	2
Not at all valuable	0.00%	0
<b>TOTAL</b>		<b>75</b>

## Q24 How would you rate your decision to attend the RSPH?

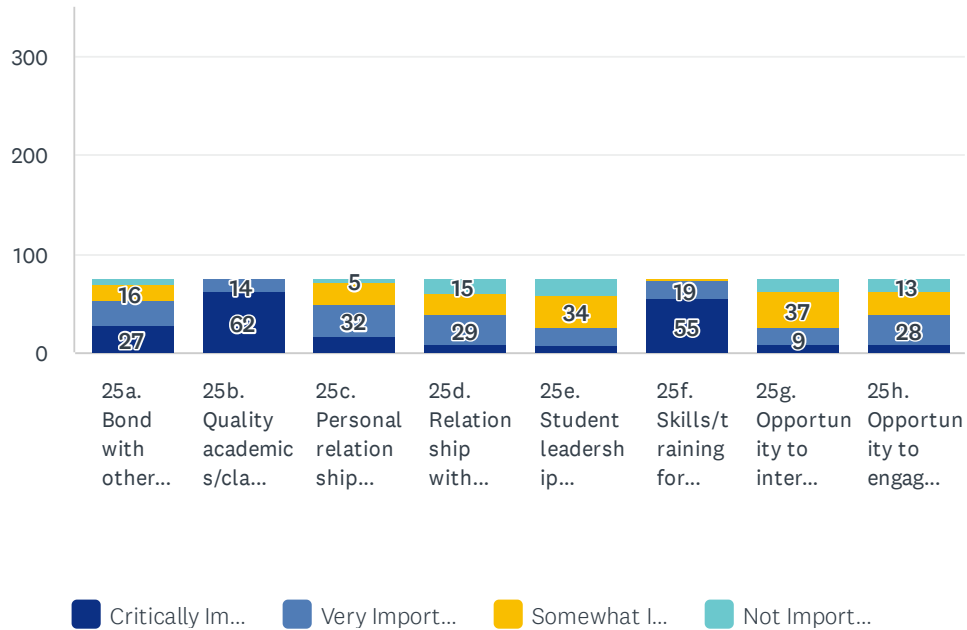
Answered: 75 Skipped: 9



	1	2	3	4	5	TOTAL	WEIGHTED AVERAGE
☆	0.00% 0	0.00% 0	5.33% 4	30.67% 23	64.00% 48	75	4.59

## Q25 How important was each of the following to your experience as a student?

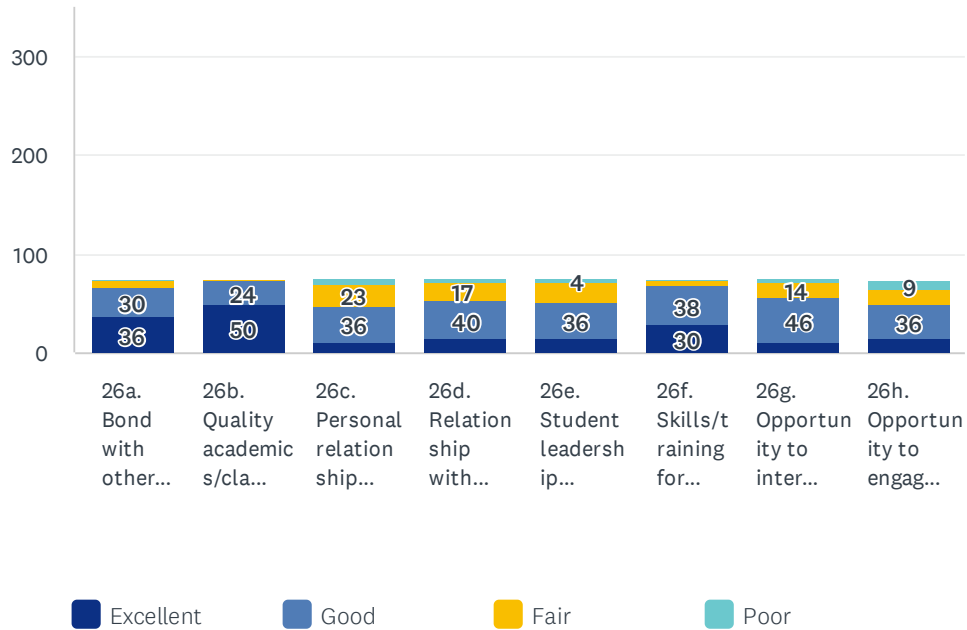
Answered: 76 Skipped: 8



	CRITICALLY IMPORTANT	VERY IMPORTANT	SOMEWHAT IMPORTANT	NOT IMPORTANT	TOTAL
25a. Bond with other students	35.53% 27	35.53% 27	21.05% 16	7.89% 6	76
25b. Quality academics/classes	81.58% 62	18.42% 14	0.00% 0	0.00% 0	76
25c. Personal relationship with faculty	22.37% 17	42.11% 32	28.95% 22	6.58% 5	76
25d. Relationship with administration and staff	11.84% 9	38.16% 29	30.26% 23	19.74% 15	76
25e. Student leadership opportunities	9.21% 7	23.68% 18	44.74% 34	22.37% 17	76
25f. Skills/training for career	72.37% 55	25.00% 19	1.32% 1	1.32% 1	76
25g. Opportunity to interact with alumni	11.84% 9	21.05% 16	48.68% 37	18.42% 14	76
25h. Opportunity to engage with the larger Atlanta community	13.16% 10	36.84% 28	32.89% 25	17.11% 13	76

## Q26 How well did the RSPH do at providing the following experiences?

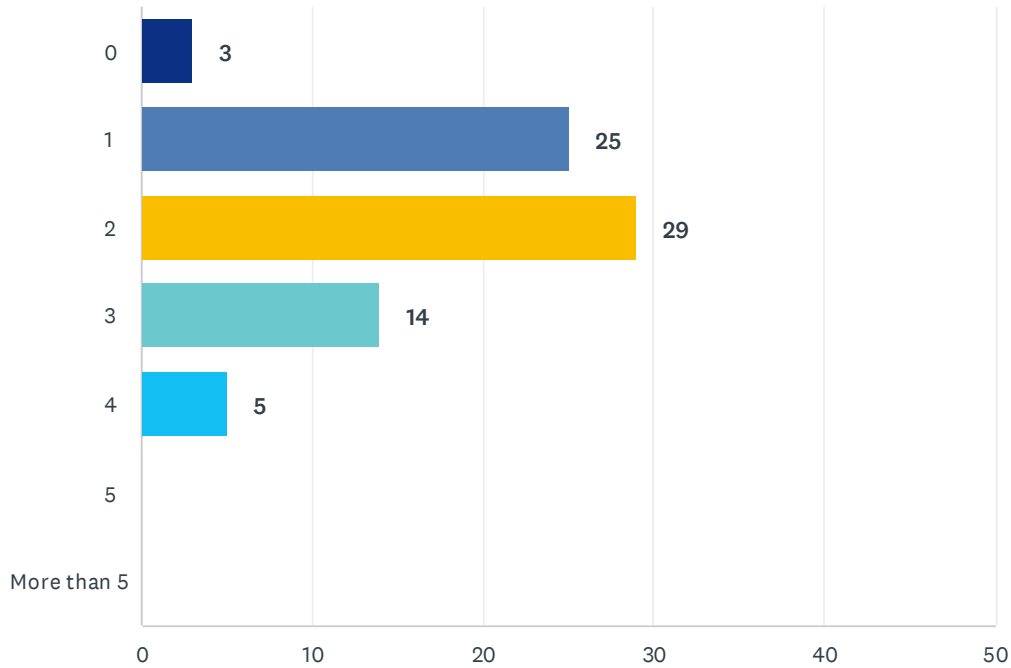
Answered: 75 Skipped: 9



	EXCELLENT	GOOD	FAIR	POOR	TOTAL
26a. Bond with other students	48.00% 36	40.00% 30	9.33% 7	2.67% 2	75
26b. Quality academics/classes	66.67% 50	32.00% 24	1.33% 1	0.00% 0	75
26c. Personal relationship with faculty	14.67% 11	48.00% 36	30.67% 23	6.67% 5	75
26d. Relationship with administration and staff	18.67% 14	53.33% 40	22.67% 17	5.33% 4	75
26e. Student leadership opportunities	20.00% 15	48.00% 36	26.67% 20	5.33% 4	75
26f. Skills/training for career	40.00% 30	50.67% 38	6.67% 5	2.67% 2	75
26g. Opportunity to interact with alumni	14.67% 11	61.33% 46	18.67% 14	5.33% 4	75
26h. Opportunity to engage with the larger Atlanta community	18.92% 14	48.65% 36	20.27% 15	12.16% 9	74

## Q27 Since graduation from the RSPH, how many full-time positions have you held?

Answered: 76 Skipped: 8



ANSWER CHOICES	RESPONSES	
0	3.95%	3
1	32.89%	25
2	38.16%	29
3	18.42%	14
4	6.58%	5
5	0.00%	0
More than 5	0.00%	0
<b>TOTAL</b>		<b>76</b>