



# Office of Career Development

---

DUAL DEGREE ALUMNI

2020 RSPH Alumni Survey Report

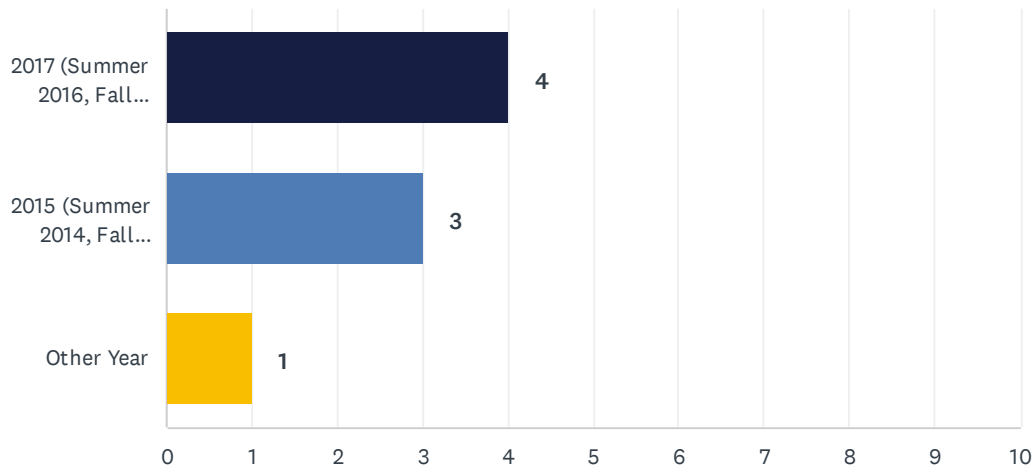


EMORY

ROLLINS  
SCHOOL OF  
PUBLIC  
HEALTH

## Q1 What year did you graduate from the RSPH?

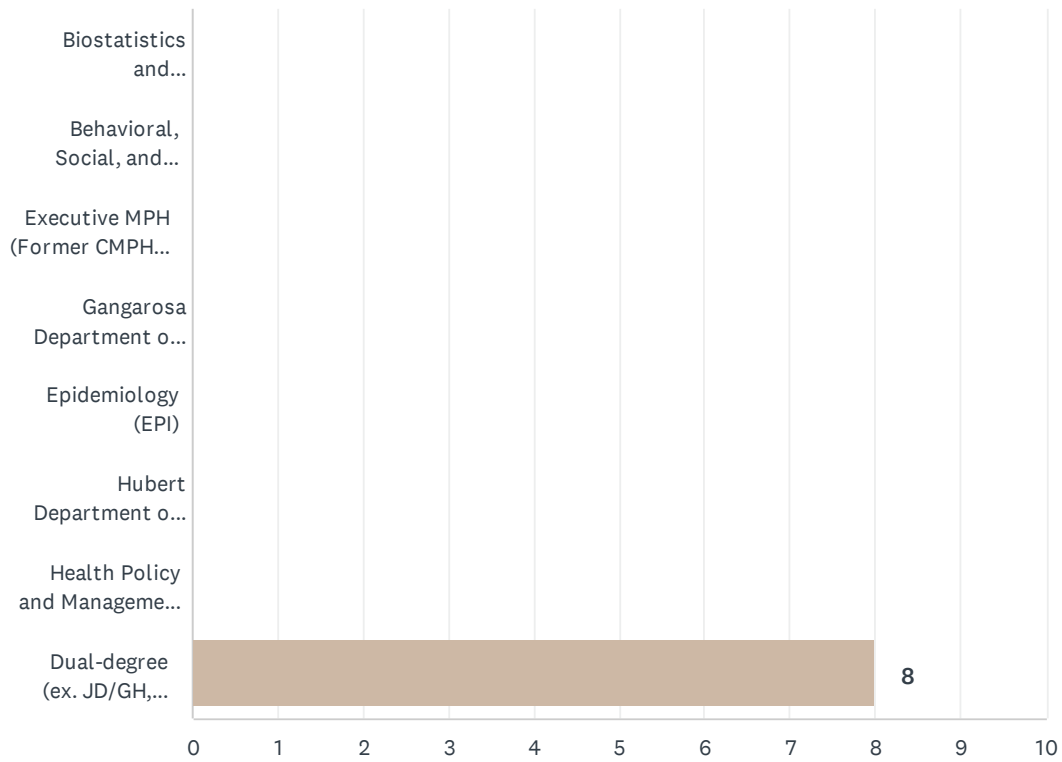
Answered: 8 Skipped: 0



ANSWER CHOICES	RESPONSES	
2017 (Summer 2016, Fall 2016, & Spring 2017)	50.00%	4
2015 (Summer 2014, Fall 2014, & Spring 2015)	37.50%	3
Other Year	12.50%	1
<b>TOTAL</b>		<b>8</b>

## Q2 RSPH Department:

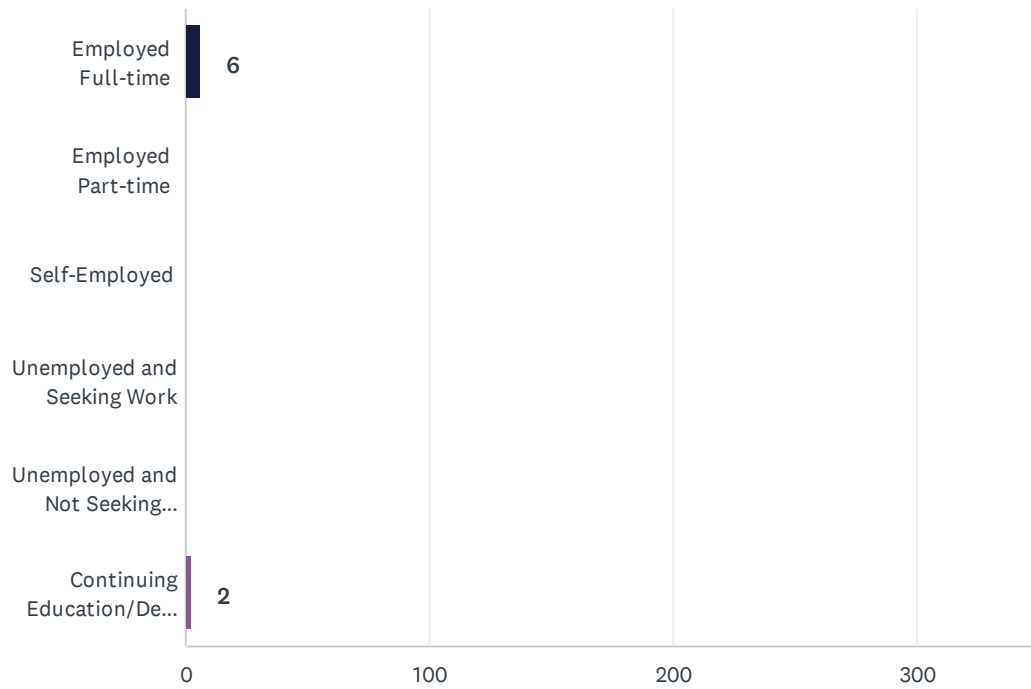
Answered: 8 Skipped: 0



ANSWER CHOICES	RESPONSES
Biostatistics and Bioinformatics (BIOS)	0.00% 0
Behavioral, Social, and Health Education Sciences (BSHES) [Former Behavioral Sciences and Health Education (BSHE)]	0.00% 0
Executive MPH (Former CMPH Program)	0.00% 0
Gangarosa Department of Environmental Health (EH)	0.00% 0
Epidemiology (EPI)	0.00% 0
Hubert Department of Global Health (GH)	0.00% 0
Health Policy and Management (HPM)	0.00% 0
Dual-degree (ex. JD/GH, MD/BSHE, etc.)	100.00% 8
<b>TOTAL</b>	<b>8</b>

## Q4 What is your current employment status?

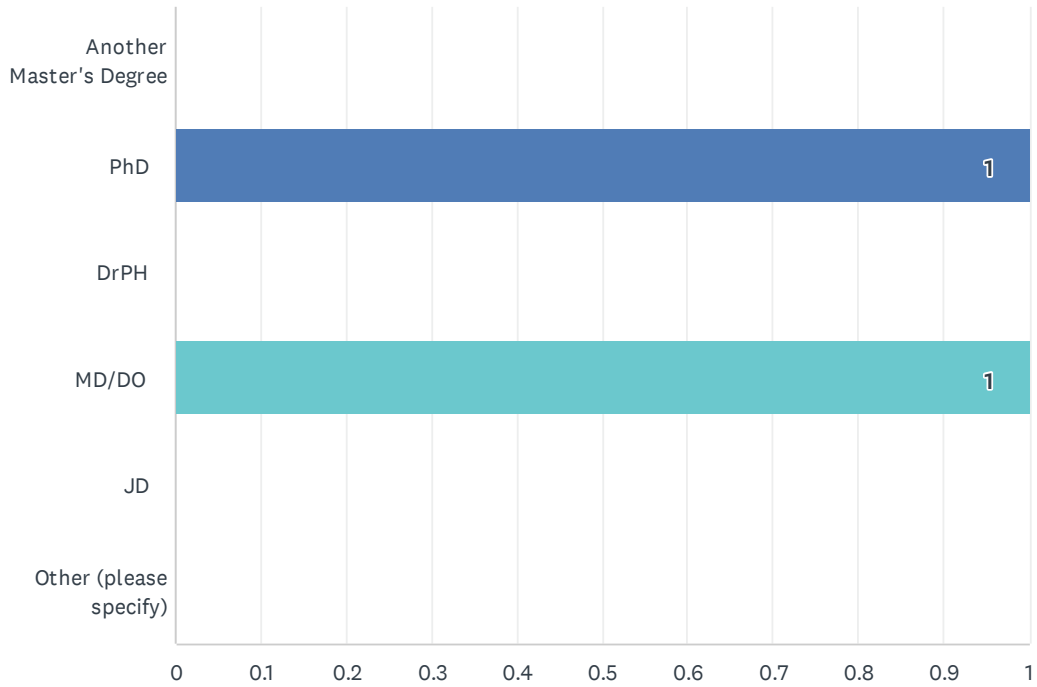
Answered: 8 Skipped: 0



ANSWER CHOICES	RESPONSES	
Employed Full-time	75.00%	6
Employed Part-time	0.00%	0
Self-Employed	0.00%	0
Unemployed and Seeking Work	0.00%	0
Unemployed and Not Seeking Work	0.00%	0
Continuing Education/Degree Seeking	25.00%	2
<b>TOTAL</b>		<b>8</b>

## Q9 What degree are you seeking?

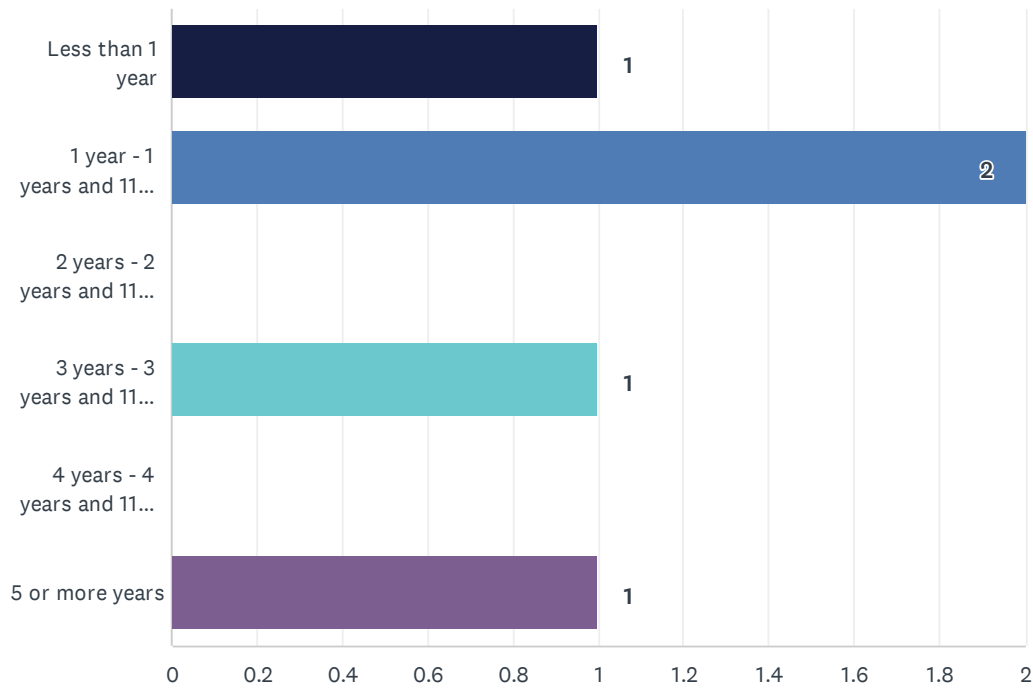
Answered: 2 Skipped: 6



ANSWER CHOICES	RESPONSES	
Another Master's Degree	0.00%	0
PhD	50.00%	1
DrPH	0.00%	0
MD/DO	50.00%	1
JD	0.00%	0
Other (please specify)	0.00%	0
<b>TOTAL</b>		<b>2</b>

## Q12 How long have you been employed at your current job?

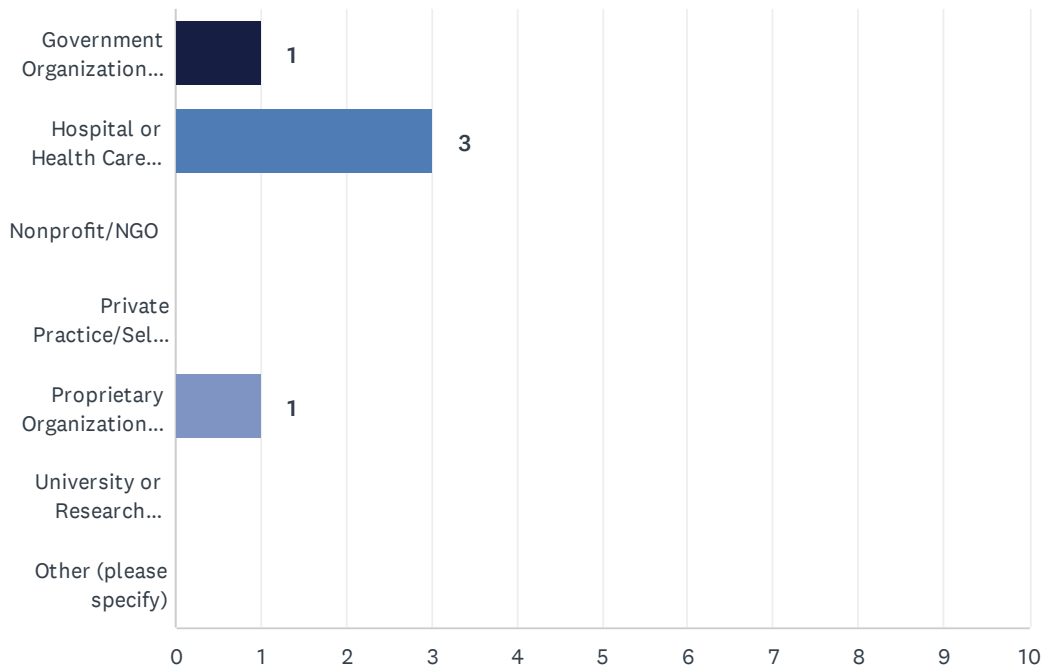
Answered: 5 Skipped: 3



ANSWER CHOICES	RESPONSES	
Less than 1 year	20.00%	1
1 year - 1 years and 11 months	40.00%	2
2 years - 2 years and 11 months	0.00%	0
3 years - 3 years and 11 months	20.00%	1
4 years - 4 years and 11 months	0.00%	0
5 or more years	20.00%	1
Total Respondents: 5		

### Q13 Which one of the following best describes your employment sector?

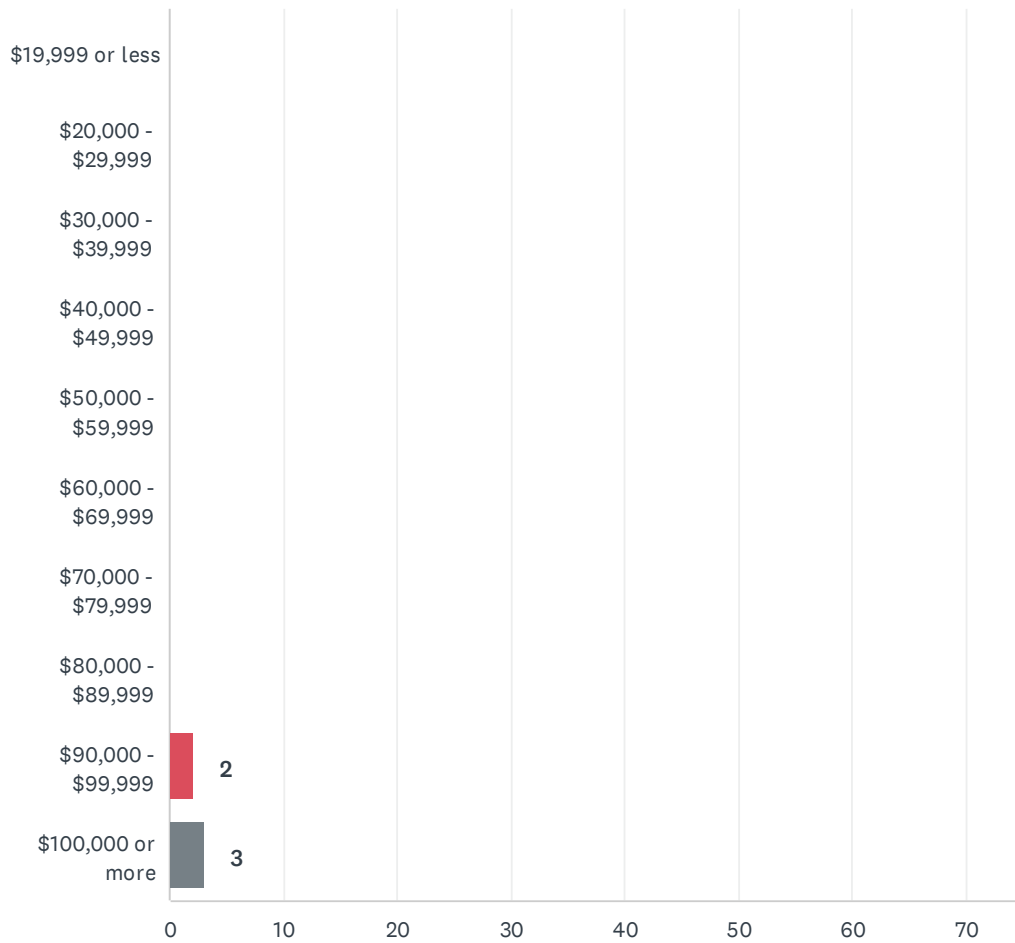
Answered: 5 Skipped: 3



ANSWER CHOICES	RESPONSES	
Government Organization (Federal, State, Local)	20.00%	1
Hospital or Health Care Facility	60.00%	3
Nonprofit/NGO	0.00%	0
Private Practice/Self-Employed	0.00%	0
Proprietary Organizations (Industry, Pharmaceutical company, Consulting, Other For-Profit Org)	20.00%	1
University or Research Institution (e.g. Emory University)	0.00%	0
Other (please specify)	0.00%	0
<b>TOTAL</b>		<b>5</b>

## Q14 Annual Salary Range:

Answered: 5 Skipped: 3





RSPH 3 & 5 Year Post-Grad Alumni Survey (2020)

ANSWER CHOICES	RESPONSES	
\$19,999 or less	0.00%	0
\$20,000 - \$29,999	0.00%	0
\$30,000 - \$39,999	0.00%	0
\$40,000 - \$49,999	0.00%	0
\$50,000 - \$59,999	0.00%	0
\$60,000 - \$69,999	0.00%	0
\$70,000 - \$79,999	0.00%	0
\$80,000 - \$89,999	0.00%	0
\$90,000 - \$99,999	40.00%	2
\$100,000 or more	60.00%	3
<b>TOTAL</b>		<b>5</b>

### Q15 Which category best describes your job duties? (Check all that apply)

Answered: 5 Skipped: 3

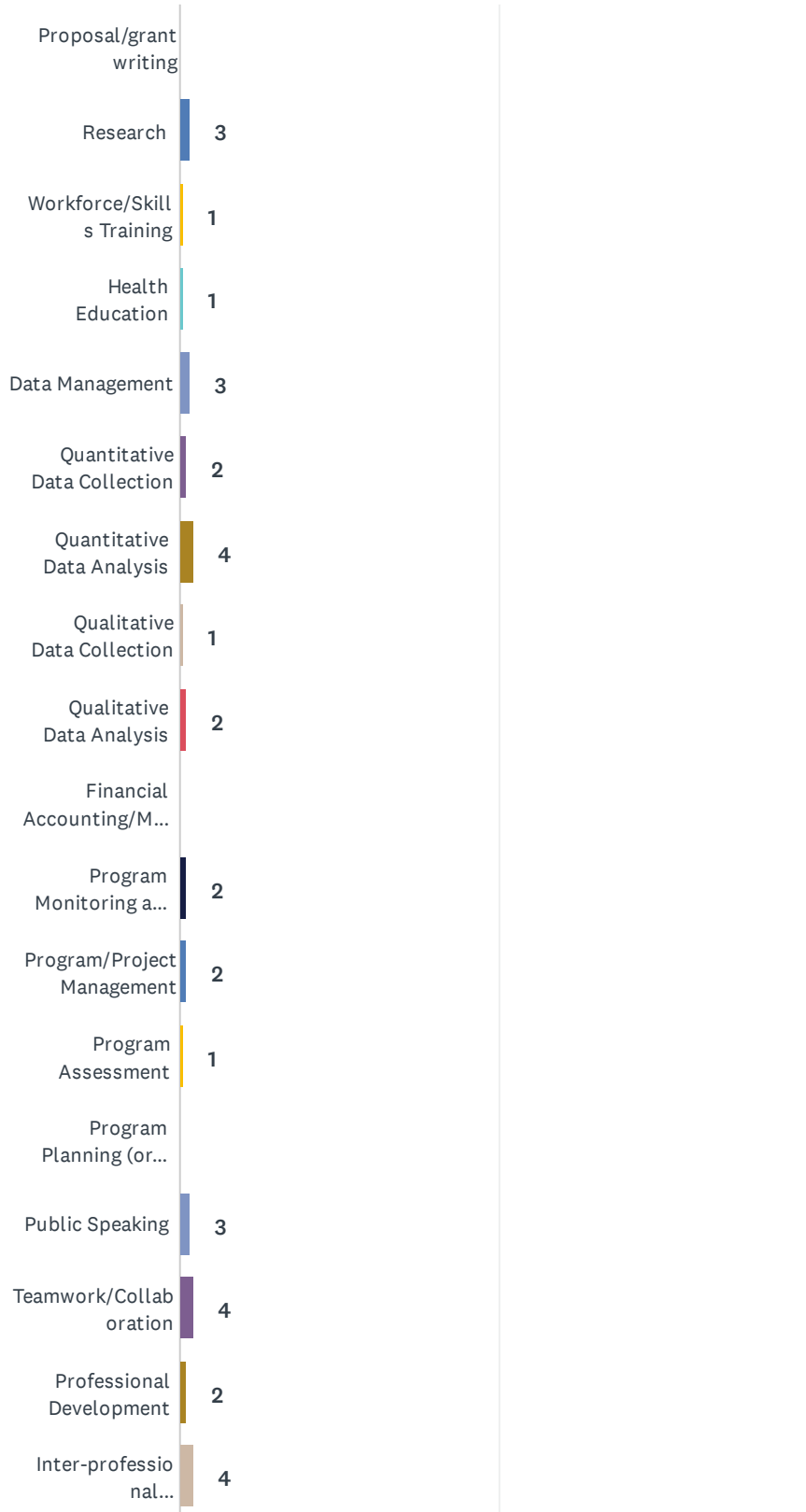


### RSPH 3 & 5 Year Post-Grad Alumni Survey (2020)

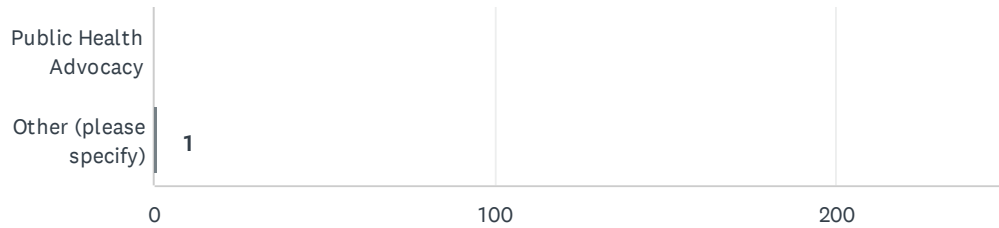
ANSWER CHOICES	RESPONSES	
Analyst	20.00%	1
Consulting	40.00%	2
Communication	0.00%	0
Management	20.00%	1
Policy	0.00%	0
Research	40.00%	2
Surveillance	20.00%	1
Teaching	20.00%	1
Evaluation	0.00%	0
Other (please specify)	40.00%	2
Total Respondents: 5		

# Q16 What skills prepared you for the job you currently have? (Check all that apply)

Answered: 5 Skipped: 3



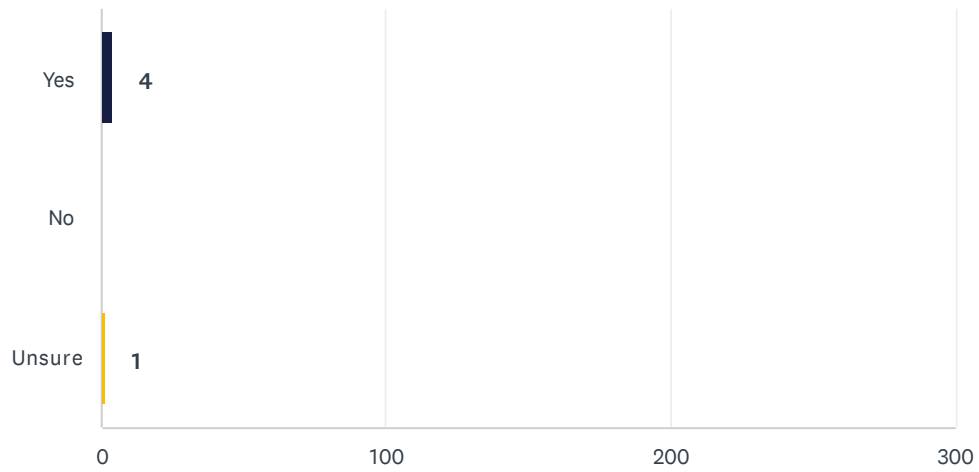
## RSPH 3 & 5 Year Post-Grad Alumni Survey (2020)



ANSWER CHOICES	RESPONSES	
Proposal/grant writing	0.00%	0
Research	60.00%	3
Workforce/Skills Training	20.00%	1
Health Education	20.00%	1
Data Management	60.00%	3
Quantitative Data Collection	40.00%	2
Quantitative Data Analysis	80.00%	4
Qualitative Data Collection	20.00%	1
Qualitative Data Analysis	40.00%	2
Financial Accounting/Management/Budgeting	0.00%	0
Program Monitoring and Evaluation	40.00%	2
Program/Project Management	40.00%	2
Program Assessment	20.00%	1
Program Planning (or Development)	0.00%	0
Public Speaking	60.00%	3
Teamwork/Collaboration	80.00%	4
Professional Development	40.00%	2
Inter-professional Collaboration	80.00%	4
Public Health Advocacy	0.00%	0
Other (please specify)	20.00%	1
<b>Total Respondents: 5</b>		

## Q17 Does your current employer hire doctoral trained employees?

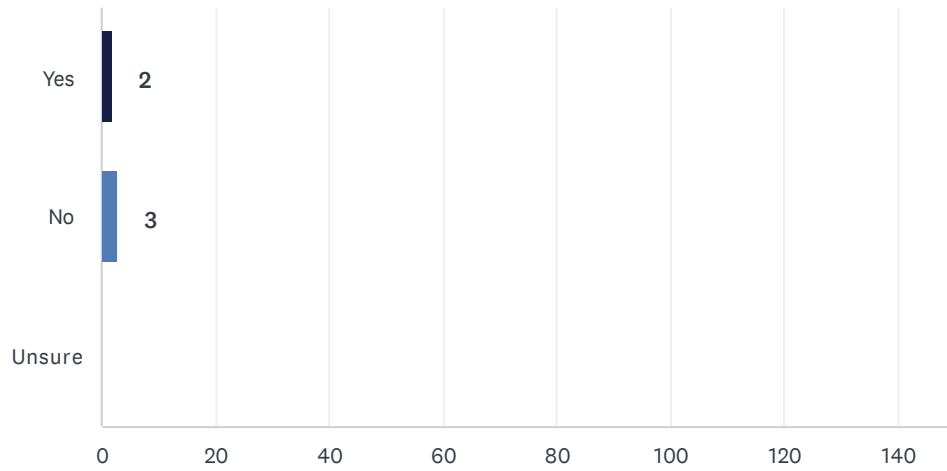
Answered: 5 Skipped: 3



ANSWER CHOICES	RESPONSES	
Yes	80.00%	4
No	0.00%	0
Unsure	20.00%	1
<b>TOTAL</b>		<b>5</b>

### Q18 Does your current employer hire Rollins students (i.e. part-time, REAL, internships, applied practice experience [previously called practicum] positions)?

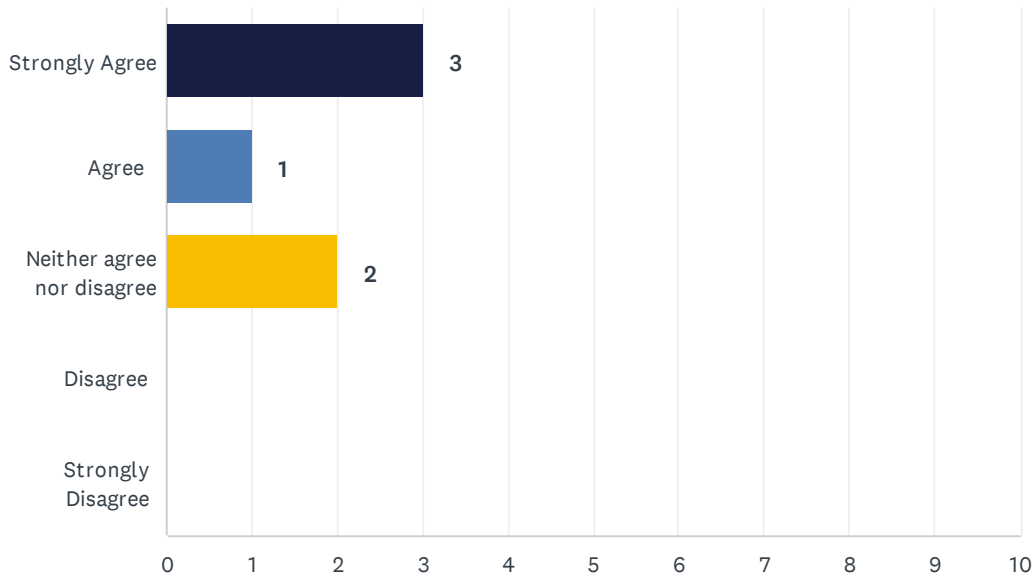
Answered: 5 Skipped: 3



ANSWER CHOICES	RESPONSES	
Yes	40.00%	2
No	60.00%	3
Unsure	0.00%	0
<b>TOTAL</b>		<b>5</b>

**Q19 The course work (including applied practice experience/practicum, thesis and/or capstone) at RSPH provided me with the basic competencies and skills required for working in public health/current field.**

Answered: 6 Skipped: 2

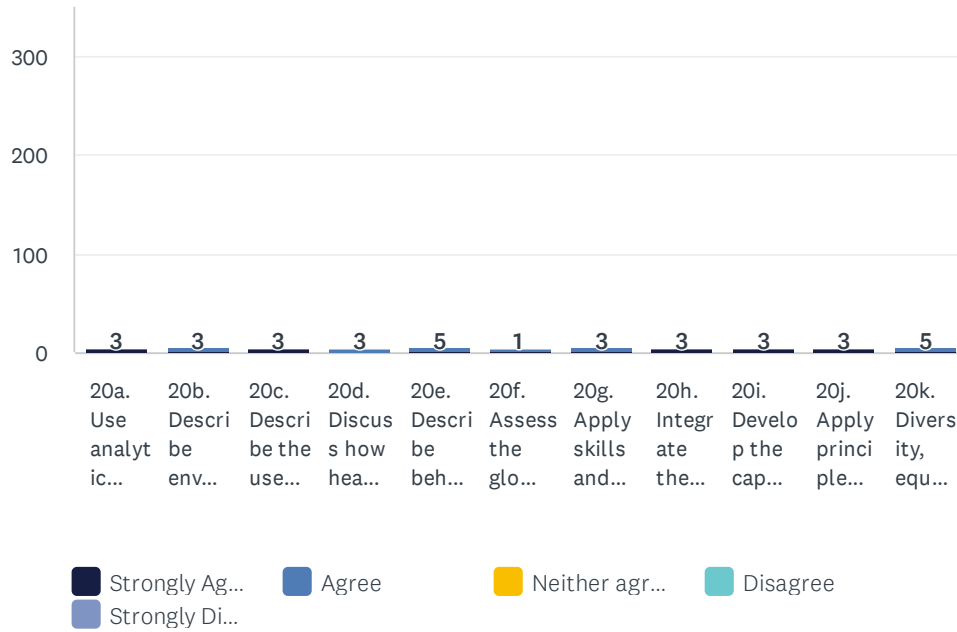


ANSWER CHOICES	RESPONSES	
Strongly Agree	50.00%	3
Agree	16.67%	1
Neither agree nor disagree	33.33%	2
Disagree	0.00%	0
Strongly Disagree	0.00%	0
<b>TOTAL</b>		<b>6</b>



## Q20 I have attained and had the ability to apply the following 11 competencies post-graduation in a past/current job:

Answered: 6 Skipped: 2

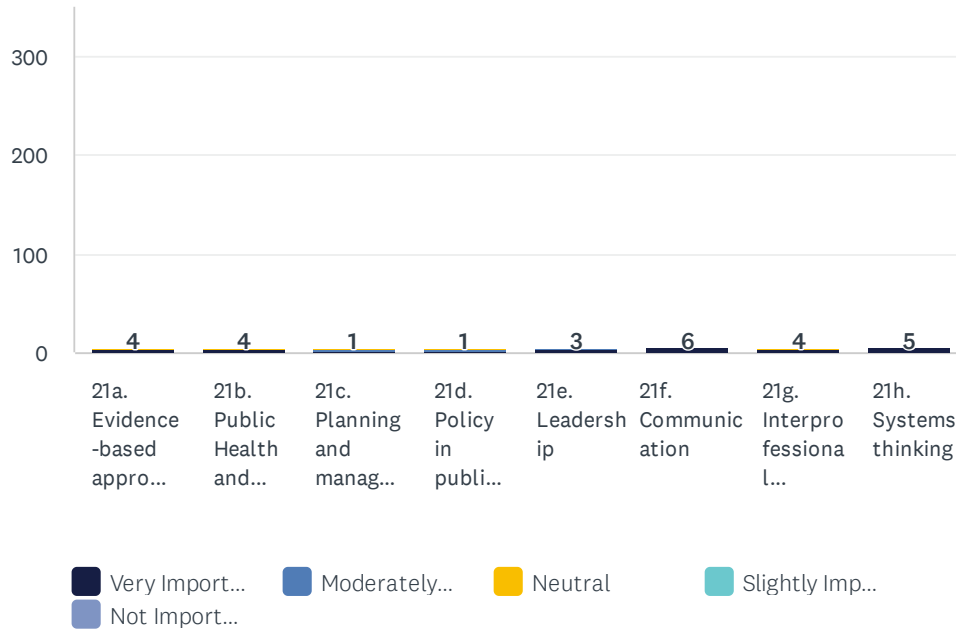


RSPH 3 & 5 Year Post-Grad Alumni Survey (2020)

	STRONGLY AGREE	AGREE	NEITHER AGREE NOR DISAGREE	DISAGREE	STRONGLY DISAGREE	TOTAL	WEIGHTED AVERAGE
20a. Use analytic reasoning and quantitative methods to address questions in public health and population-based research	50.00% 3	33.33% 2	0.00% 0	16.67% 1	0.00% 0	6	4.17
20b. Describe environmental conditions, including biological, physical and chemical factors that affect the health of individuals, communities and populations	33.33% 2	50.00% 3	0.00% 0	16.67% 1	0.00% 0	6	4.00
20c. Describe the use of epidemiology methods to study the etiology and control of disease and injury in populations	50.00% 3	33.33% 2	0.00% 0	16.67% 1	0.00% 0	6	4.17
20d. Discuss how health policy and finance affect the delivery, quality, access and costs of health care for individuals, communities and populations	0.00% 0	50.00% 3	50.00% 3	0.00% 0	0.00% 0	6	3.50
20e. Describe behavioral, social and cultural factors that contribute to the health and well-being of individuals, communities and populations	16.67% 1	83.33% 5	0.00% 0	0.00% 0	0.00% 0	6	4.17
20f. Assess the global forces that influence the health of culturally diverse populations around the world	33.33% 2	33.33% 2	16.67% 1	16.67% 1	0.00% 0	6	3.83
20g. Apply skills and knowledge in public health setting(s) through planned and supervised experience(s) related to professional career objectives	33.33% 2	50.00% 3	16.67% 1	0.00% 0	0.00% 0	6	4.17
20h. Integrate the broad base of public health knowledge and skills acquired from coursework, practicum and other learning activities into a culminating experience (thesis, special studies project, capstone)	50.00% 3	33.33% 2	16.67% 1	0.00% 0	0.00% 0	6	4.33
20i. Develop the capacity for lifelong learning in public health	50.00% 3	33.33% 2	0.00% 0	16.67% 1	0.00% 0	6	4.17
20j. Apply principles of ethical conduct to public health practice	50.00% 3	50.00% 3	0.00% 0	0.00% 0	0.00% 0	6	4.50
20k. Diversity, equity and inclusion practices	16.67% 1	83.33% 5	0.00% 0	0.00% 0	0.00% 0	6	4.17

## Q21 Reflecting on your experience, how important are each of the following skills for job readiness as a public health professional?

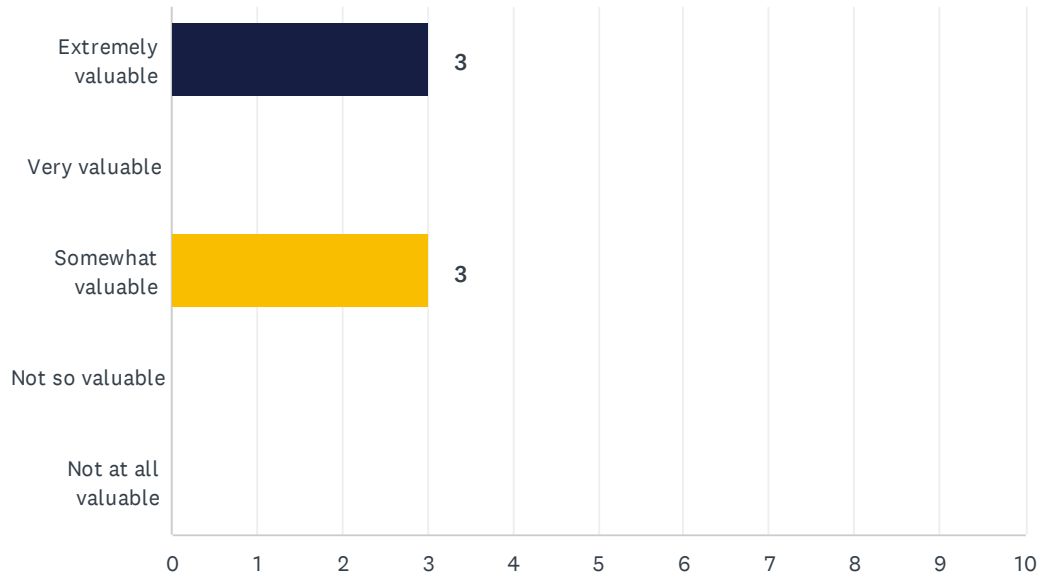
Answered: 6 Skipped: 2



	VERY IMPORTANT	MODERATELY IMPORTANT	NEUTRAL	SLIGHTLY IMPORTANT	NOT IMPORTANT	TOTAL	WEIGHTED AVERAGE
21a. Evidence-based approaches to public health	66.67% 4	0.00% 0	16.67% 1	16.67% 1	0.00% 0	6	4.17
21b. Public Health and health care systems	66.67% 4	0.00% 0	16.67% 1	0.00% 0	16.67% 1	6	4.00
21c. Planning and management to promote health	33.33% 2	33.33% 2	16.67% 1	16.67% 1	0.00% 0	6	3.83
21d. Policy in public health	16.67% 1	50.00% 3	16.67% 1	16.67% 1	0.00% 0	6	3.67
21e. Leadership	50.00% 3	50.00% 3	0.00% 0	0.00% 0	0.00% 0	6	4.50
21f. Communication	100.00% 6	0.00% 0	0.00% 0	0.00% 0	0.00% 0	6	5.00
21g. Interprofessional practice	66.67% 4	0.00% 0	33.33% 2	0.00% 0	0.00% 0	6	4.33
21h. Systems thinking	83.33% 5	0.00% 0	16.67% 1	0.00% 0	0.00% 0	6	4.67

### Q23 Based on your career interests and goals, how valuable is/was your RSPH MPH or MSPH degree in the job market?

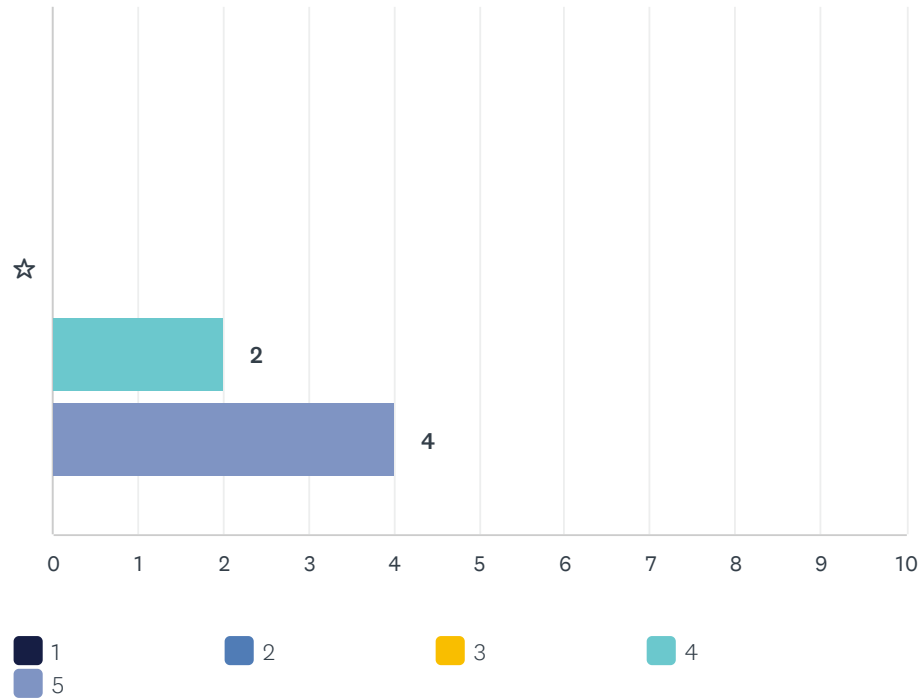
Answered: 6 Skipped: 2



ANSWER CHOICES	RESPONSES	
Extremely valuable	50.00%	3
Very valuable	0.00%	0
Somewhat valuable	50.00%	3
Not so valuable	0.00%	0
Not at all valuable	0.00%	0
<b>TOTAL</b>		<b>6</b>

## Q24 How would you rate your decision to attend the RSPH?

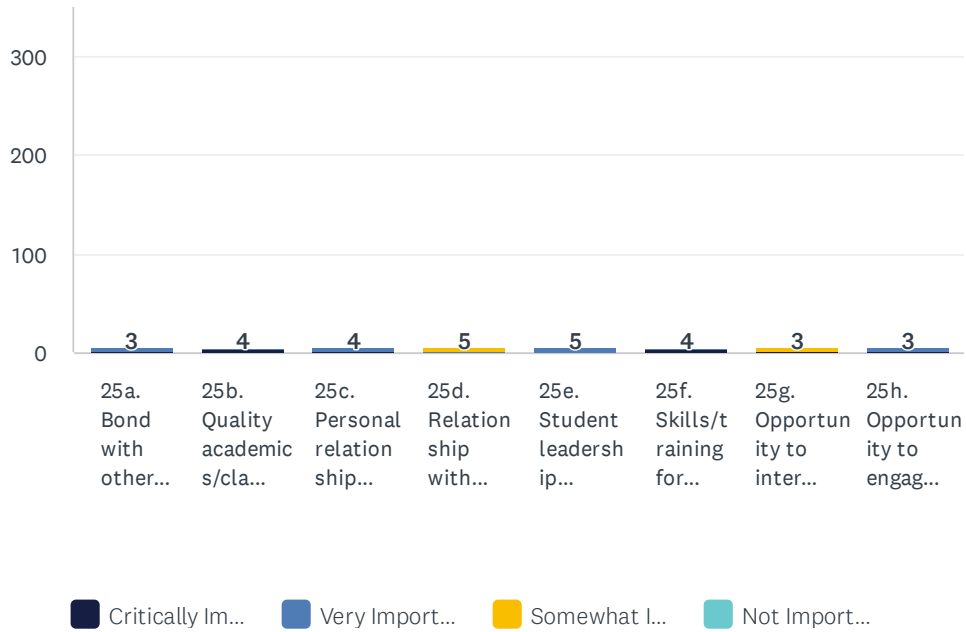
Answered: 6 Skipped: 2



	1	2	3	4	5	TOTAL	WEIGHTED AVERAGE
☆	0.00% 0	0.00% 0	0.00% 0	33.33% 2	66.67% 4	6	4.67

## Q25 How important was each of the following to your experience as a student?

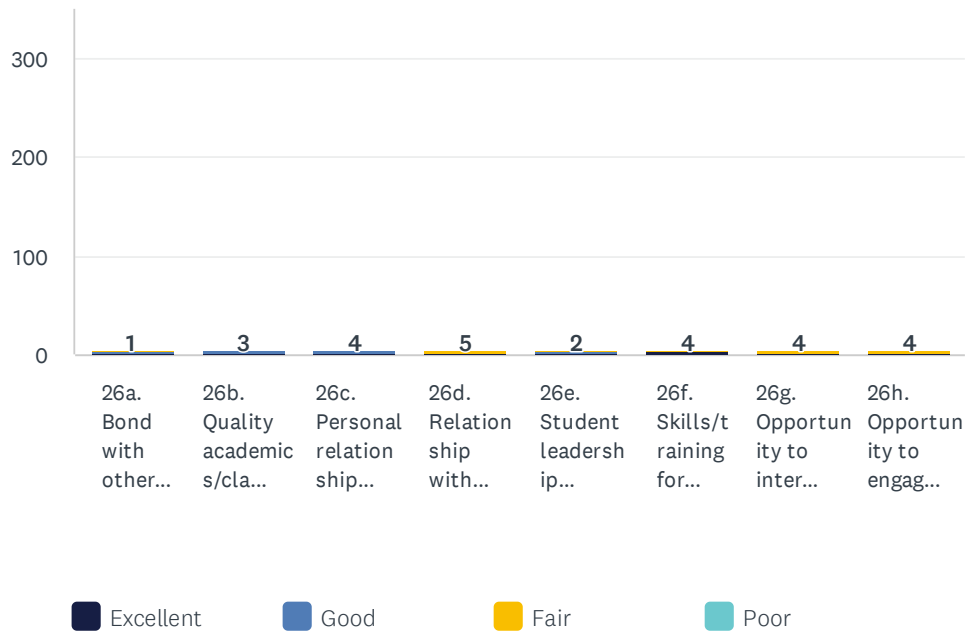
Answered: 6 Skipped: 2



	CRITICALLY IMPORTANT	VERY IMPORTANT	SOMEWHAT IMPORTANT	NOT IMPORTANT	TOTAL
25a. Bond with other students	33.33% 2	50.00% 3	16.67% 1	0.00% 0	6
25b. Quality academics/classes	66.67% 4	33.33% 2	0.00% 0	0.00% 0	6
25c. Personal relationship with faculty	16.67% 1	66.67% 4	16.67% 1	0.00% 0	6
25d. Relationship with administration and staff	0.00% 0	16.67% 1	83.33% 5	0.00% 0	6
25e. Student leadership opportunities	0.00% 0	83.33% 5	0.00% 0	16.67% 1	6
25f. Skills/training for career	66.67% 4	33.33% 2	0.00% 0	0.00% 0	6
25g. Opportunity to interact with alumni	16.67% 1	16.67% 1	50.00% 3	16.67% 1	6
25h. Opportunity to engage with the larger Atlanta community	33.33% 2	50.00% 3	16.67% 1	0.00% 0	6

## Q26 How well did the RSPH do at providing the following experiences?

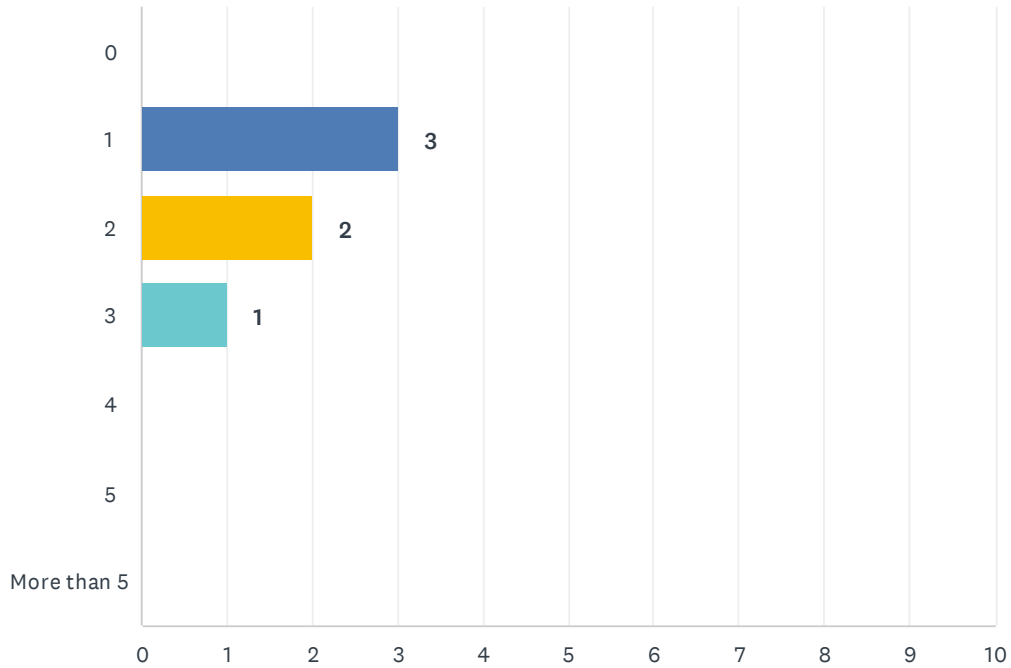
Answered: 6 Skipped: 2



	EXCELLENT	GOOD	FAIR	POOR	TOTAL
26a. Bond with other students	33.33% 2	33.33% 2	16.67% 1	16.67% 1	6
26b. Quality academics/classes	33.33% 2	50.00% 3	16.67% 1	0.00% 0	6
26c. Personal relationship with faculty	16.67% 1	66.67% 4	16.67% 1	0.00% 0	6
26d. Relationship with administration and staff	16.67% 1	0.00% 0	83.33% 5	0.00% 0	6
26e. Student leadership opportunities	16.67% 1	50.00% 3	33.33% 2	0.00% 0	6
26f. Skills/training for career	66.67% 4	0.00% 0	33.33% 2	0.00% 0	6
26g. Opportunity to interact with alumni	16.67% 1	16.67% 1	66.67% 4	0.00% 0	6
26h. Opportunity to engage with the larger Atlanta community	33.33% 2	0.00% 0	66.67% 4	0.00% 0	6

## Q27 Since graduation from the RSPH, how many full-time positions have you held?

Answered: 6 Skipped: 2



ANSWER CHOICES	RESPONSES	
0	0.00%	0
1	50.00%	3
2	33.33%	2
3	16.67%	1
4	0.00%	0
5	0.00%	0
More than 5	0.00%	0
<b>TOTAL</b>		<b>6</b>