



Office of Career Development

DUAL DEGREE ALUMNI

2019 RSPH Alumni Survey Report

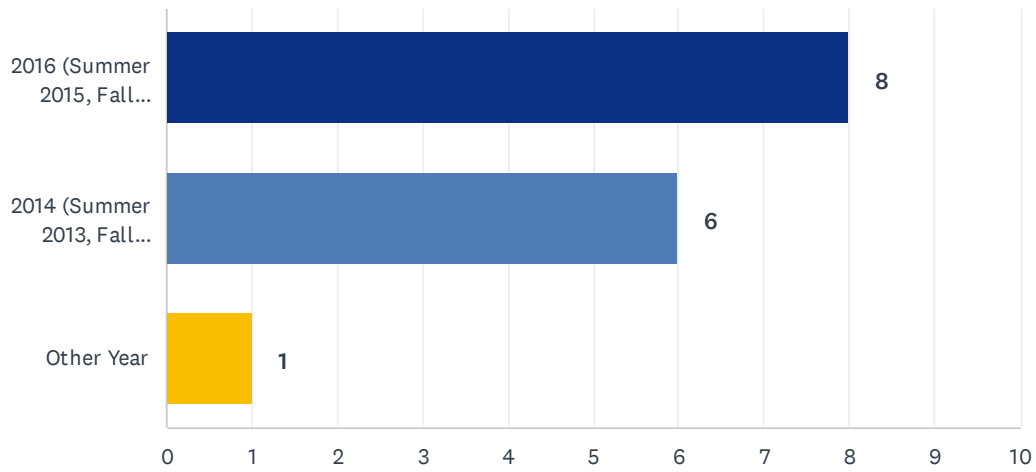


EMORY

ROLLINS
SCHOOL OF
PUBLIC
HEALTH

Q1 What year did you graduate from the RSPH?

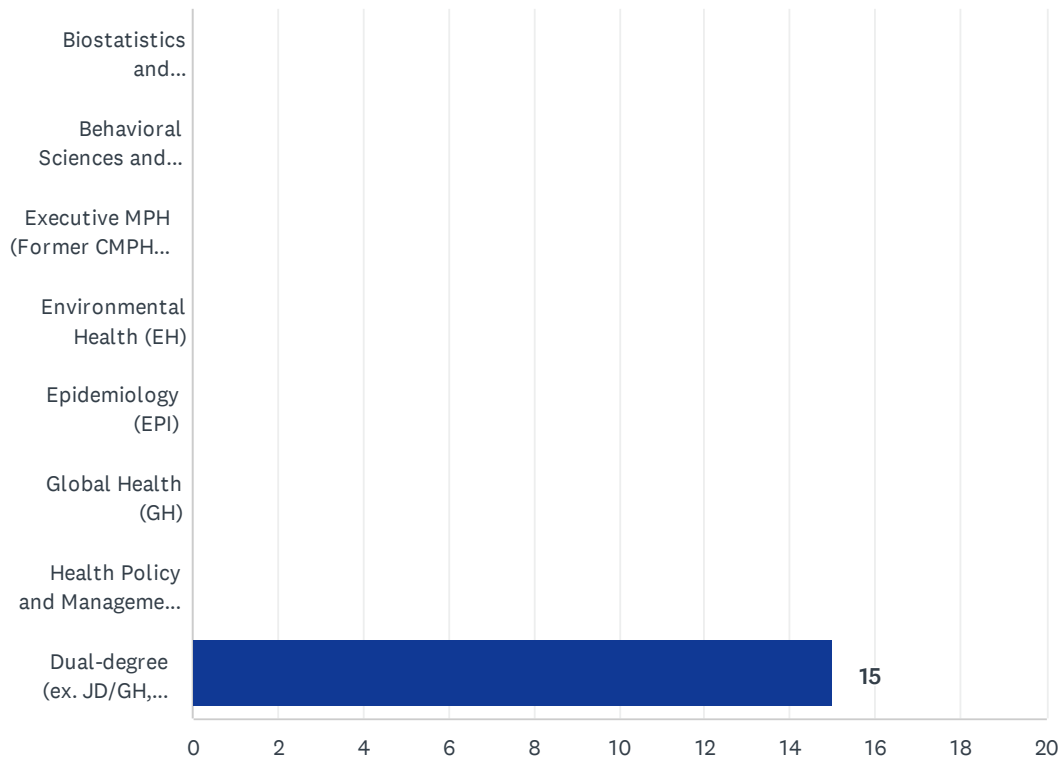
Answered: 15 Skipped: 0



ANSWER CHOICES	RESPONSES	
2016 (Summer 2015, Fall 2015, & Spring 2016)	53.33%	8
2014 (Summer 2013, Fall 2013, & Spring 2014)	40.00%	6
Other Year	6.67%	1
TOTAL		15

Q2 RSPH Department:

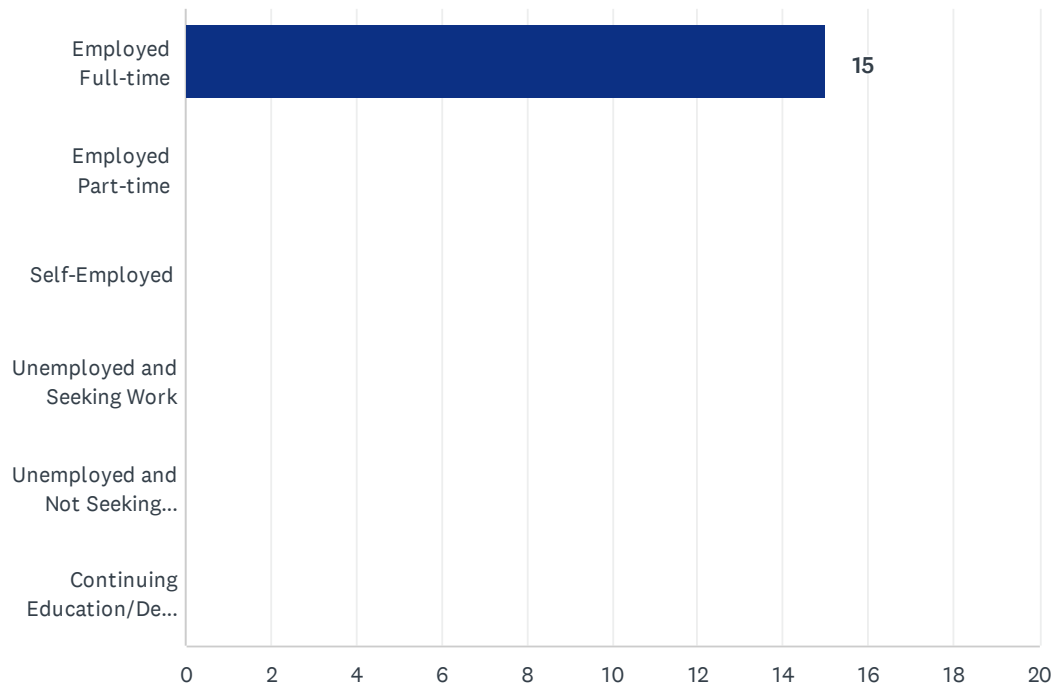
Answered: 15 Skipped: 0



ANSWER CHOICES	RESPONSES	
Biostatistics and Bioinformatics (BIOS)	0.00%	0
Behavioral Sciences and Health Education (BSHE)	0.00%	0
Executive MPH (Former CMPH Program)	0.00%	0
Environmental Health (EH)	0.00%	0
Epidemiology (EPI)	0.00%	0
Global Health (GH)	0.00%	0
Health Policy and Management (HPM)	0.00%	0
Dual-degree (ex. JD/GH, MD/BSHE, etc.)	100.00%	15
TOTAL		15

Q4 What is your current employment status?

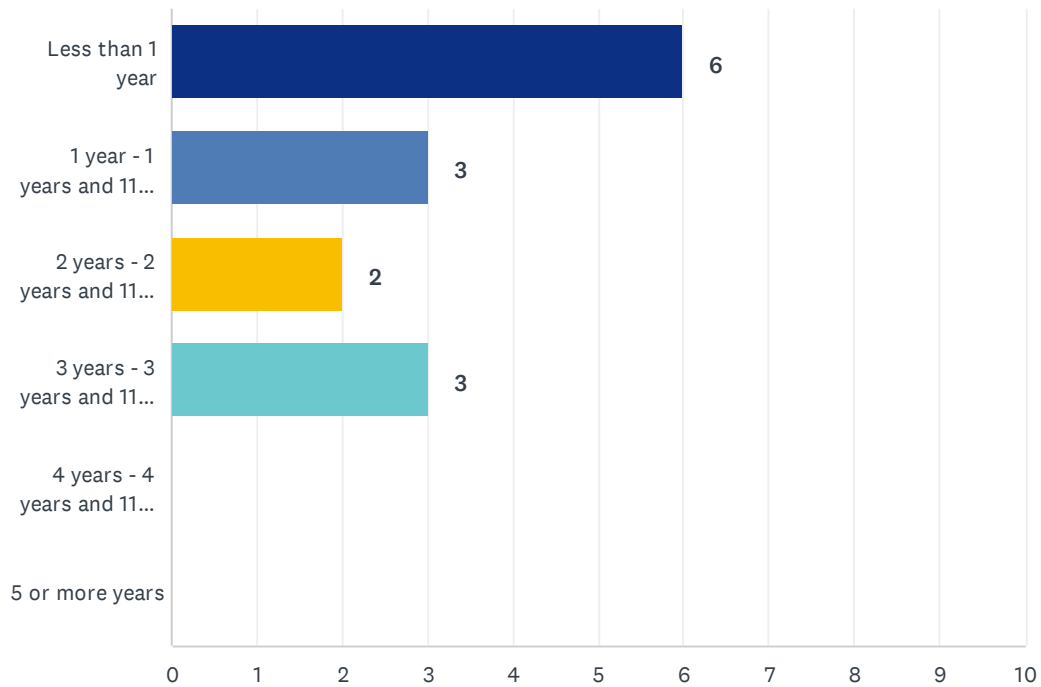
Answered: 15 Skipped: 0



ANSWER CHOICES	RESPONSES	
Employed Full-time	100.00%	15
Employed Part-time	0.00%	0
Self-Employed	0.00%	0
Unemployed and Seeking Work	0.00%	0
Unemployed and Not Seeking Work	0.00%	0
Continuing Education/Degree Seeking	0.00%	0
TOTAL		15

Q12 How long have you been employed at your current job?

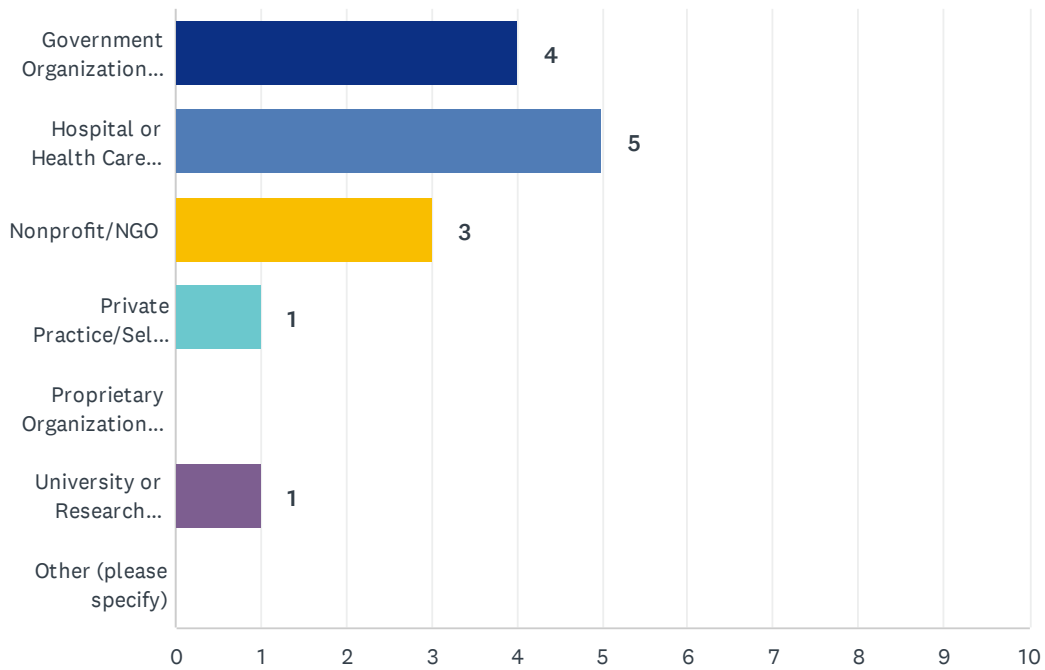
Answered: 14 Skipped: 1



ANSWER CHOICES	RESPONSES	Count
Less than 1 year	42.86%	6
1 year - 1 years and 11 months	21.43%	3
2 years - 2 years and 11 months	14.29%	2
3 years - 3 years and 11 months	21.43%	3
4 years - 4 years and 11 months	0.00%	0
5 or more years	0.00%	0
Total Respondents: 14		

Q13 Which one of the following best describes your employment sector?

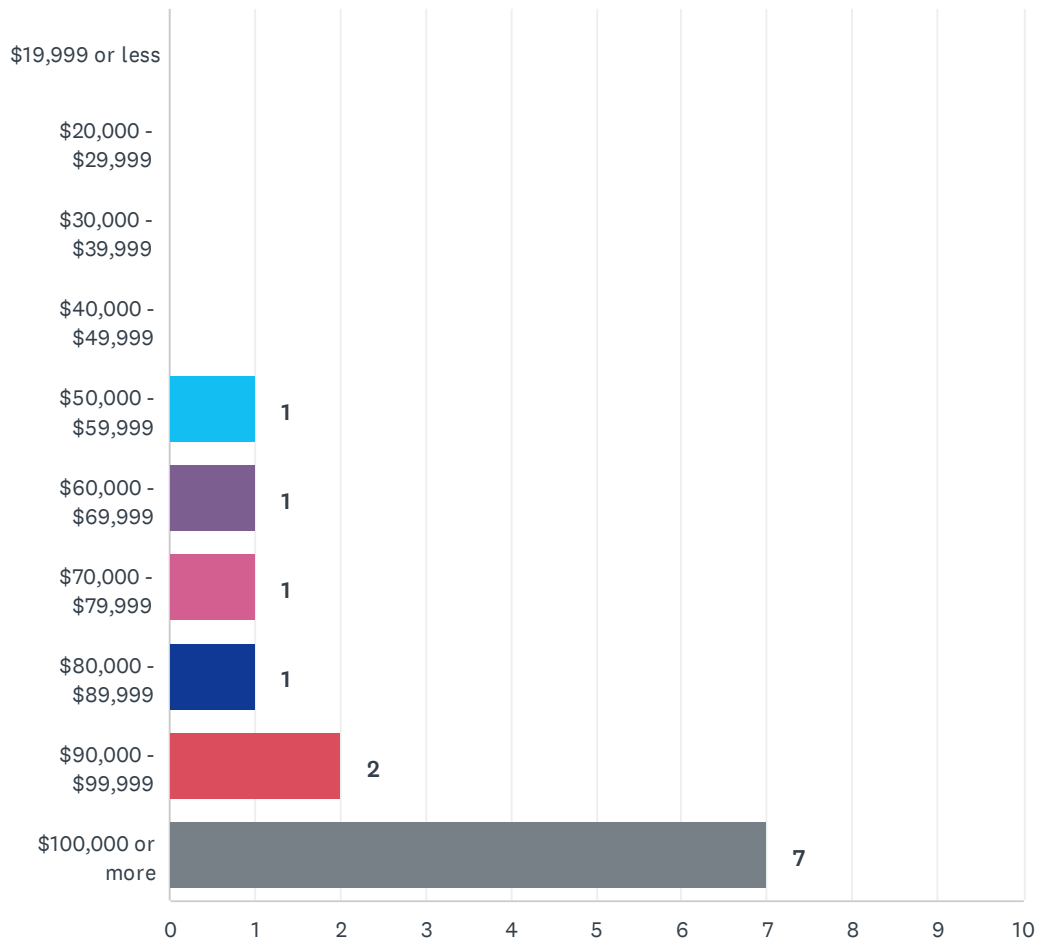
Answered: 14 Skipped: 1



ANSWER CHOICES	RESPONSES	
Government Organization (Federal, State, Local)	28.57%	4
Hospital or Health Care Facility	35.71%	5
Nonprofit/NGO	21.43%	3
Private Practice/Self-Employed	7.14%	1
Proprietary Organizations (Industry, Pharmaceutical company, Consulting, Other For-Profit Org)	0.00%	0
University or Research Institution (e.g. Emory University)	7.14%	1
Other (please specify)	0.00%	0
TOTAL		14

Q14 Annual Salary Range:

Answered: 13 Skipped: 2

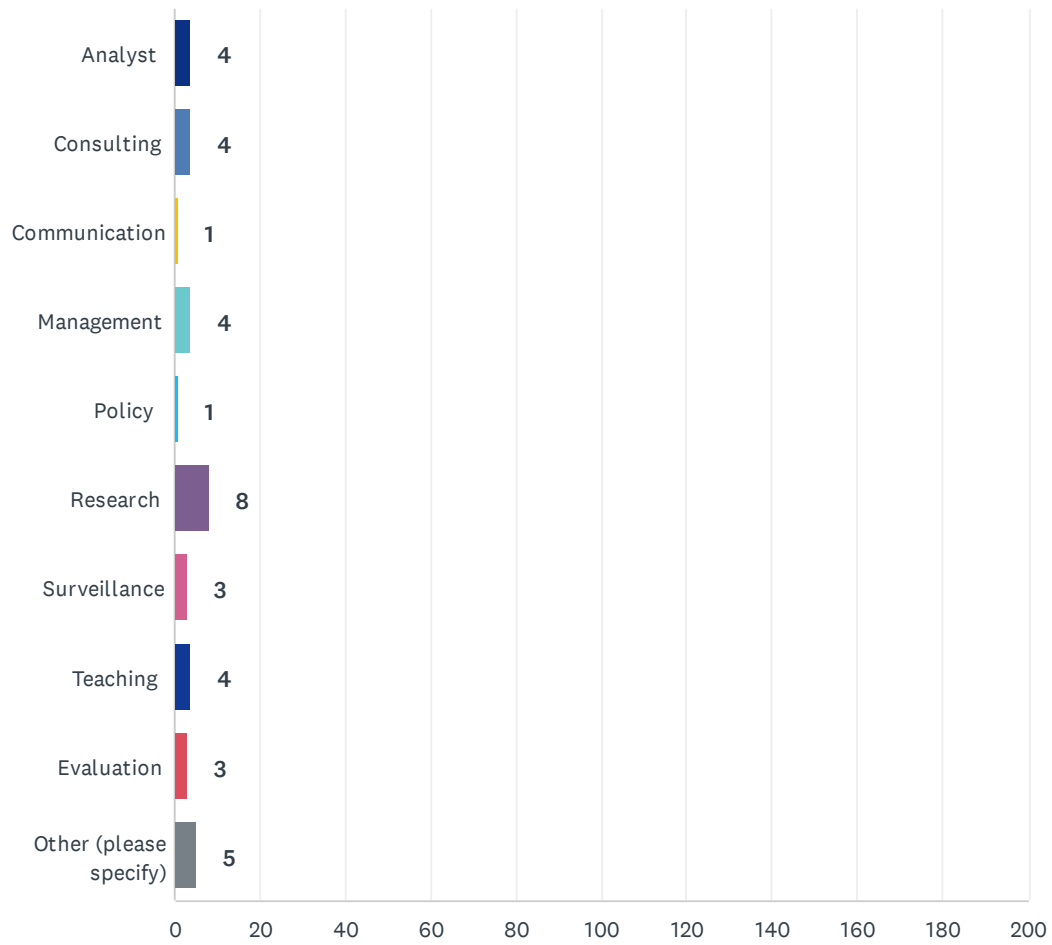


RSPH 3 & 5 Year Post-Grad Alumni Survey (2019)

ANSWER CHOICES	RESPONSES	
\$19,999 or less	0.00%	0
\$20,000 - \$29,999	0.00%	0
\$30,000 - \$39,999	0.00%	0
\$40,000 - \$49,999	0.00%	0
\$50,000 - \$59,999	7.69%	1
\$60,000 - \$69,999	7.69%	1
\$70,000 - \$79,999	7.69%	1
\$80,000 - \$89,999	7.69%	1
\$90,000 - \$99,999	15.38%	2
\$100,000 or more	53.85%	7
TOTAL		13

Q15 Which category best describes your job duties? (Check all that apply)

Answered: 14 Skipped: 1

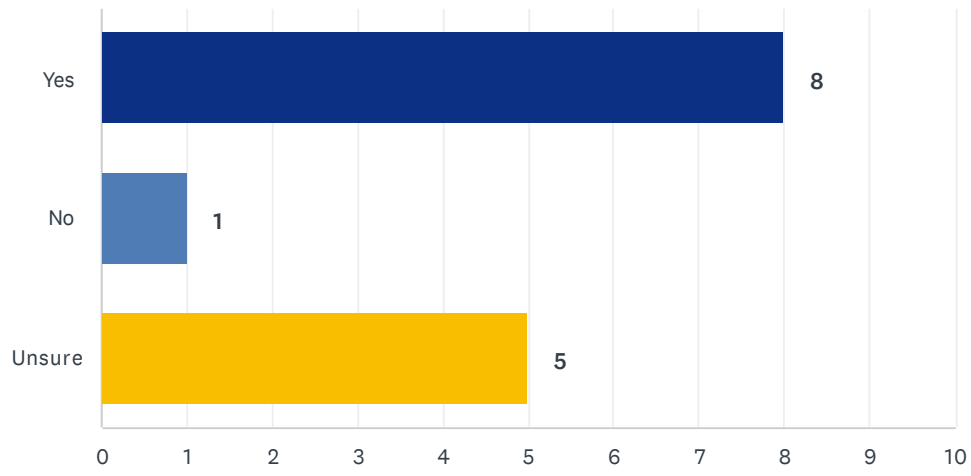


RSPH 3 & 5 Year Post-Grad Alumni Survey (2019)

ANSWER CHOICES	RESPONSES	
Analyst	28.57%	4
Consulting	28.57%	4
Communication	7.14%	1
Management	28.57%	4
Policy	7.14%	1
Research	57.14%	8
Surveillance	21.43%	3
Teaching	28.57%	4
Evaluation	21.43%	3
Other (please specify)	35.71%	5
Total Respondents: 14		

Q17 Does your current employer hire doctoral trained employees?

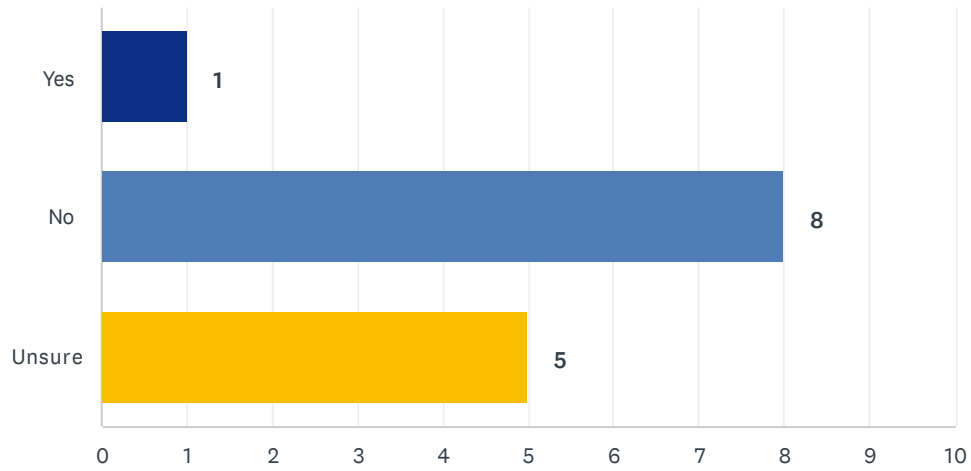
Answered: 14 Skipped: 1



ANSWER CHOICES	RESPONSES	
Yes	57.14%	8
No	7.14%	1
Unsure	35.71%	5
TOTAL		14

Q18 Does your current employer hire Rollins students (i.e. part-time, REAL, internships, applied practice experience (previously called practicum) positions)?

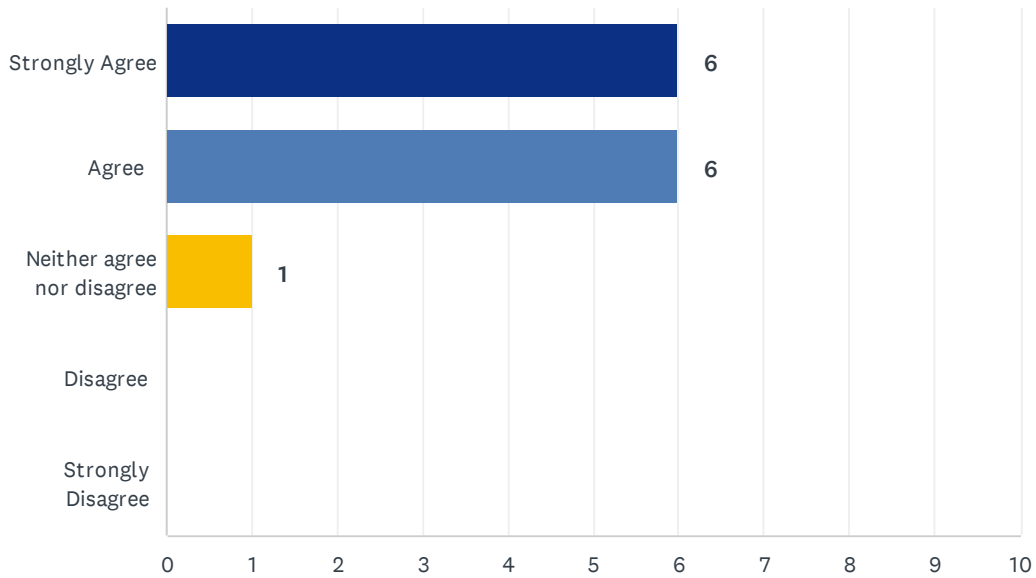
Answered: 14 Skipped: 1



ANSWER CHOICES	RESPONSES	
Yes	7.14%	1
No	57.14%	8
Unsure	35.71%	5
TOTAL		14

Q19 The course work (including practicum, thesis and/or capstone) at RSPH provided me with the basic competencies and skills required for working in public health/current field.

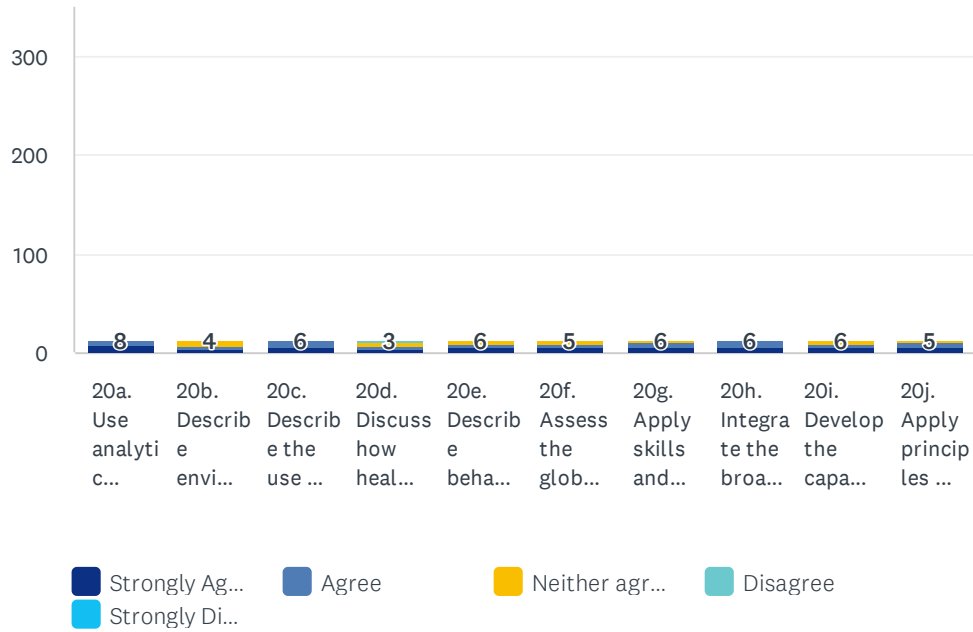
Answered: 13 Skipped: 2



ANSWER CHOICES	RESPONSES	
Strongly Agree	46.15%	6
Agree	46.15%	6
Neither agree nor disagree	7.69%	1
Disagree	0.00%	0
Strongly Disagree	0.00%	0
TOTAL		13

Q20 I have attained and had the ability to apply the following 10 competencies post-graduation in a past/current job:

Answered: 13 Skipped: 2

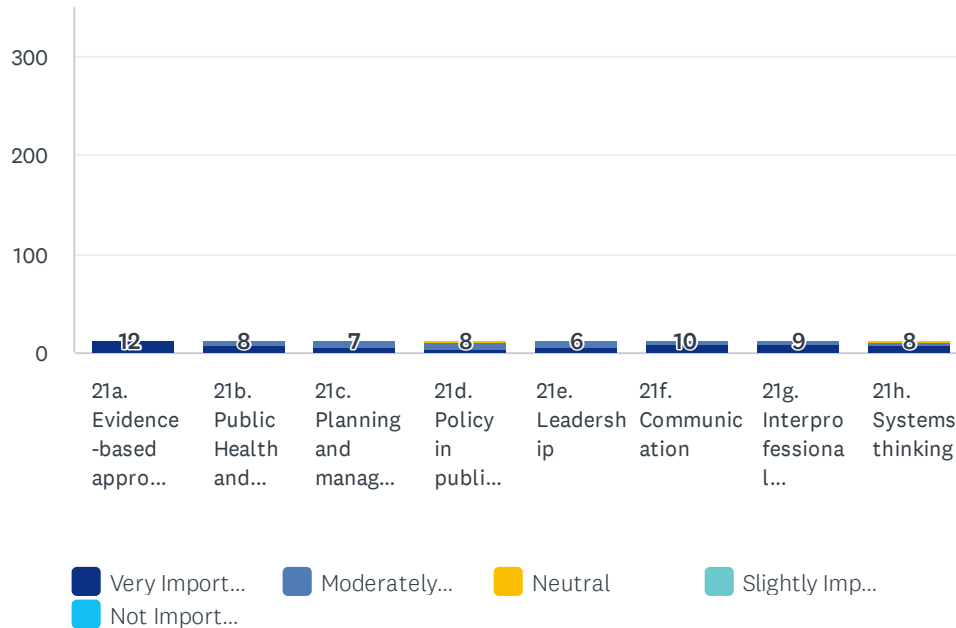


RSPH 3 & 5 Year Post-Grad Alumni Survey (2019)

	STRONGLY AGREE	AGREE	NEITHER AGREE NOR DISAGREE	DISAGREE	STRONGLY DISAGREE	TOTAL	WEIGHTED AVERAGE
20a. Use analytic reasoning and quantitative methods to address questions in public health and population-based research	61.54% 8	38.46% 5	0.00% 0	0.00% 0	0.00% 0	13	4.62
20b. Describe environmental conditions, including biological, physical and chemical factors that affect the health of individuals, communities and populations	30.77% 4	30.77% 4	30.77% 4	7.69% 1	0.00% 0	13	3.85
20c. Describe the use of epidemiology methods to study the etiology and control of disease and injury in populations	46.15% 6	46.15% 6	7.69% 1	0.00% 0	0.00% 0	13	4.38
20d. Discuss how health policy and finance affect the delivery, quality, access and costs of health care for individuals, communities and populations	23.08% 3	38.46% 5	23.08% 3	15.38% 2	0.00% 0	13	3.69
20e. Describe behavioral, social and cultural factors that contribute to the health and well-being of individuals, communities and populations	46.15% 6	30.77% 4	23.08% 3	0.00% 0	0.00% 0	13	4.23
20f. Assess the global forces that influence the health of culturally diverse populations around the world	38.46% 5	30.77% 4	23.08% 3	7.69% 1	0.00% 0	13	4.00
20g. Apply skills and knowledge in public health setting(s) through planned and supervised experience(s) related to professional career objectives	38.46% 5	46.15% 6	15.38% 2	0.00% 0	0.00% 0	13	4.23
20h. Integrate the broad base of public health knowledge and skills acquired from coursework, practicum and other learning activities into a culminating experience (thesis, special studies project, capstone)	46.15% 6	46.15% 6	7.69% 1	0.00% 0	0.00% 0	13	4.38
20i. Develop the capacity for lifelong learning in public health	46.15% 6	30.77% 4	23.08% 3	0.00% 0	0.00% 0	13	4.23
20j. Apply principles of ethical conduct to public health practice	46.15% 6	38.46% 5	15.38% 2	0.00% 0	0.00% 0	13	4.31

Q21 Reflecting on your experience, how important are each of the following skills for job readiness as a public health professional?

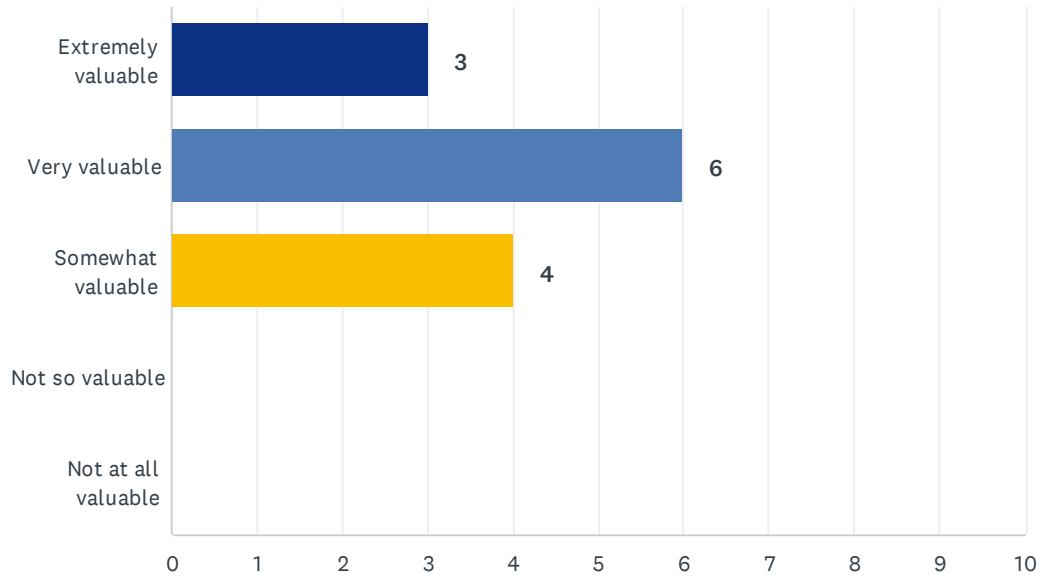
Answered: 13 Skipped: 2



	VERY IMPORTANT	MODERATELY IMPORTANT	NEUTRAL	SLIGHTLY IMPORTANT	NOT IMPORTANT	TOTAL	WEIGHTED AVERAGE
21a. Evidence-based approaches to public health	92.31% 12	7.69% 1	0.00% 0	0.00% 0	0.00% 0	13	4.92
21b. Public Health and health care systems	61.54% 8	30.77% 4	7.69% 1	0.00% 0	0.00% 0	13	4.54
21c. Planning and management to promote health	38.46% 5	53.85% 7	7.69% 1	0.00% 0	0.00% 0	13	4.31
21d. Policy in public health	23.08% 3	61.54% 8	15.38% 2	0.00% 0	0.00% 0	13	4.08
21e. Leadership	46.15% 6	46.15% 6	7.69% 1	0.00% 0	0.00% 0	13	4.38
21f. Communication	76.92% 10	15.38% 2	7.69% 1	0.00% 0	0.00% 0	13	4.69
21g. Interprofessional practice	69.23% 9	23.08% 3	7.69% 1	0.00% 0	0.00% 0	13	4.62
21h. Systems thinking	61.54% 8	23.08% 3	15.38% 2	0.00% 0	0.00% 0	13	4.46

Q23 Based on your career interests and goals, how valuable is/was your RSPH MPH or MSPH degree in the job market?

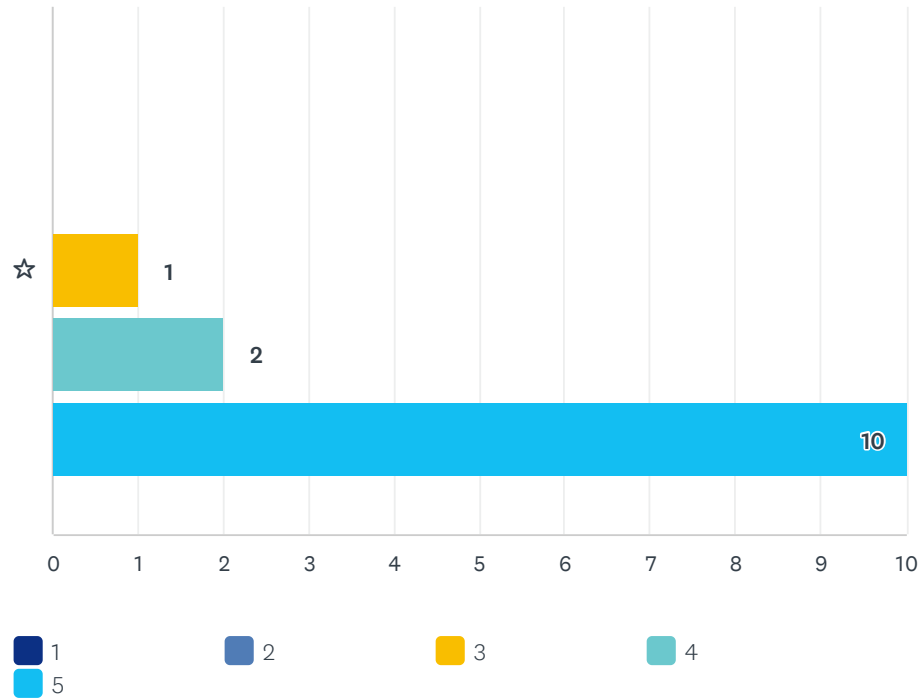
Answered: 13 Skipped: 2



ANSWER CHOICES	RESPONSES	
Extremely valuable	23.08%	3
Very valuable	46.15%	6
Somewhat valuable	30.77%	4
Not so valuable	0.00%	0
Not at all valuable	0.00%	0
TOTAL		13

Q24 How would you rate your decision to attend the RSPH?

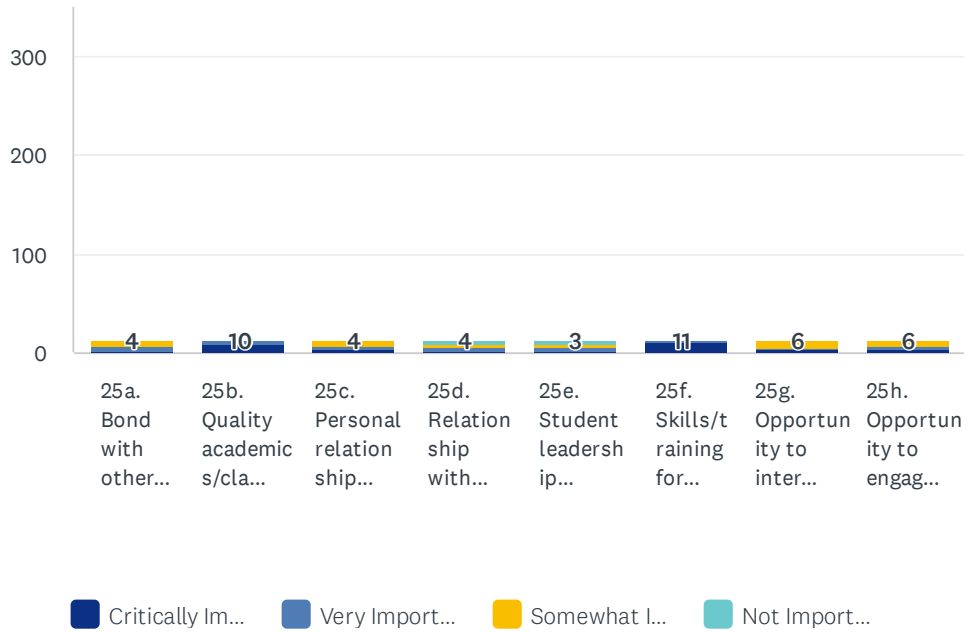
Answered: 13 Skipped: 2



	1	2	3	4	5	TOTAL	WEIGHTED AVERAGE
☆	0.00% 0	0.00% 0	7.69% 1	15.38% 2	76.92% 10	13	4.69

Q25 How important was each of the following to your experience as a student?

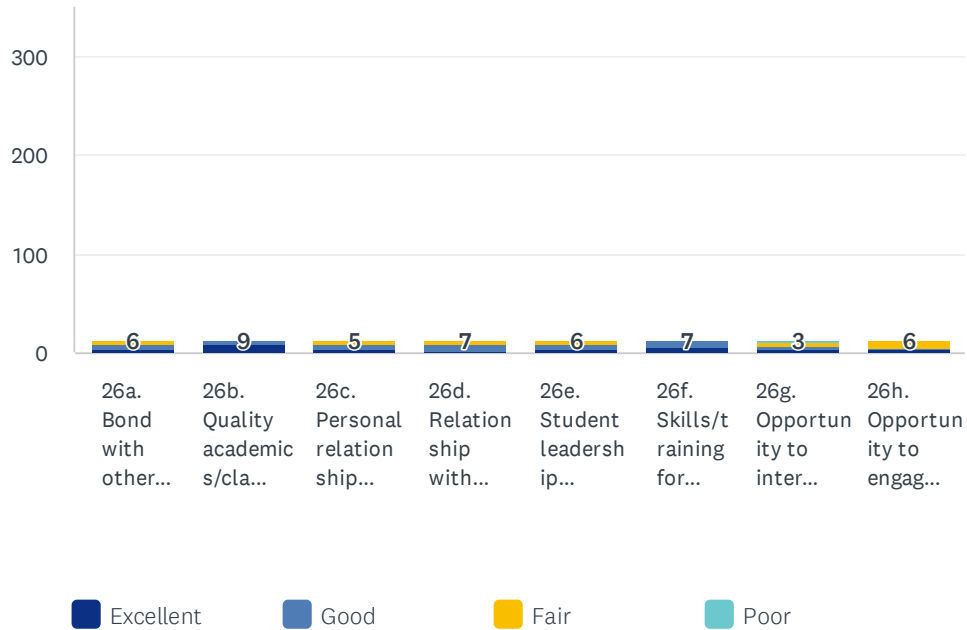
Answered: 13 Skipped: 2



	CRITICALLY IMPORTANT	VERY IMPORTANT	SOMEWHAT IMPORTANT	NOT IMPORTANT	TOTAL
25a. Bond with other students	15.38% 2	46.15% 6	30.77% 4	7.69% 1	13
25b. Quality academics/classes	76.92% 10	23.08% 3	0.00% 0	0.00% 0	13
25c. Personal relationship with faculty	23.08% 3	38.46% 5	30.77% 4	7.69% 1	13
25d. Relationship with administration and staff	7.69% 1	30.77% 4	30.77% 4	30.77% 4	13
25e. Student leadership opportunities	7.69% 1	30.77% 4	38.46% 5	23.08% 3	13
25f. Skills/training for career	84.62% 11	7.69% 1	7.69% 1	0.00% 0	13
25g. Opportunity to interact with alumni	23.08% 3	23.08% 3	46.15% 6	7.69% 1	13
25h. Opportunity to engage with the larger Atlanta community	23.08% 3	30.77% 4	46.15% 6	0.00% 0	13

Q26 How well did the RSPH do at providing the following experiences?

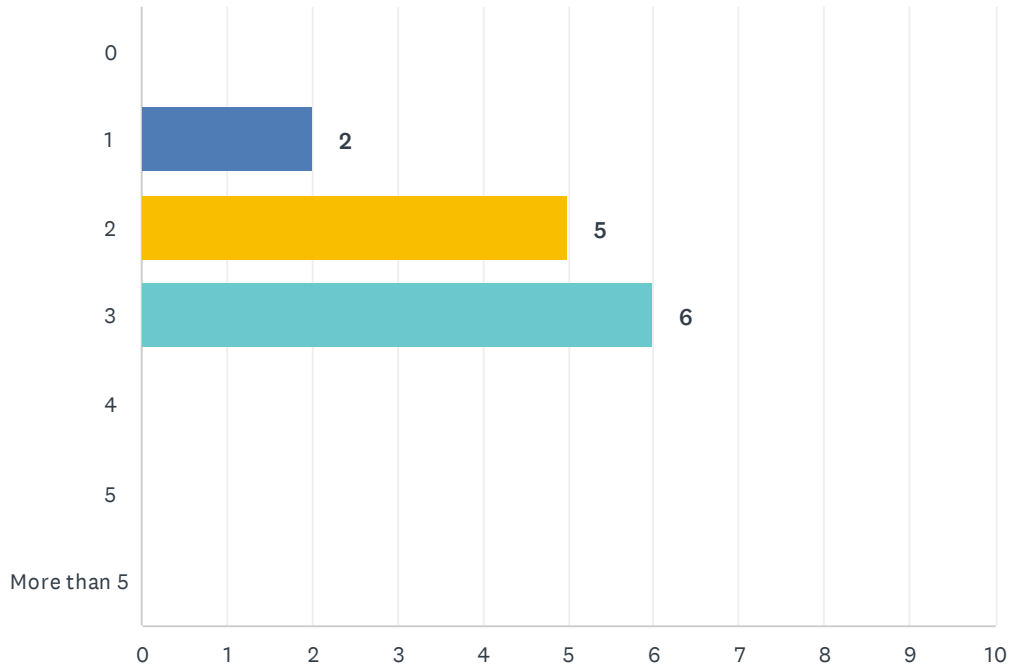
Answered: 13 Skipped: 2



	EXCELLENT	GOOD	FAIR	POOR	TOTAL
26a. Bond with other students	30.77% 4	46.15% 6	23.08% 3	0.00% 0	13
26b. Quality academics/classes	69.23% 9	30.77% 4	0.00% 0	0.00% 0	13
26c. Personal relationship with faculty	30.77% 4	38.46% 5	30.77% 4	0.00% 0	13
26d. Relationship with administration and staff	15.38% 2	53.85% 7	23.08% 3	7.69% 1	13
26e. Student leadership opportunities	23.08% 3	46.15% 6	30.77% 4	0.00% 0	13
26f. Skills/training for career	38.46% 5	53.85% 7	7.69% 1	0.00% 0	13
26g. Opportunity to interact with alumni	30.77% 4	30.77% 4	23.08% 3	15.38% 2	13
26h. Opportunity to engage with the larger Atlanta community	23.08% 3	23.08% 3	46.15% 6	7.69% 1	13

Q27 Since graduation from the RSPH, how many full-time positions have you held?

Answered: 13 Skipped: 2



ANSWER CHOICES	RESPONSES	
0	0.00%	0
1	15.38%	2
2	38.46%	5
3	46.15%	6
4	0.00%	0
5	0.00%	0
More than 5	0.00%	0
TOTAL		13