



Office of Career Development

BEHAVIORAL SCIENCES
& HEALTH EDUCATION
(BSHE)

2020 RSPH Alumni Survey Report

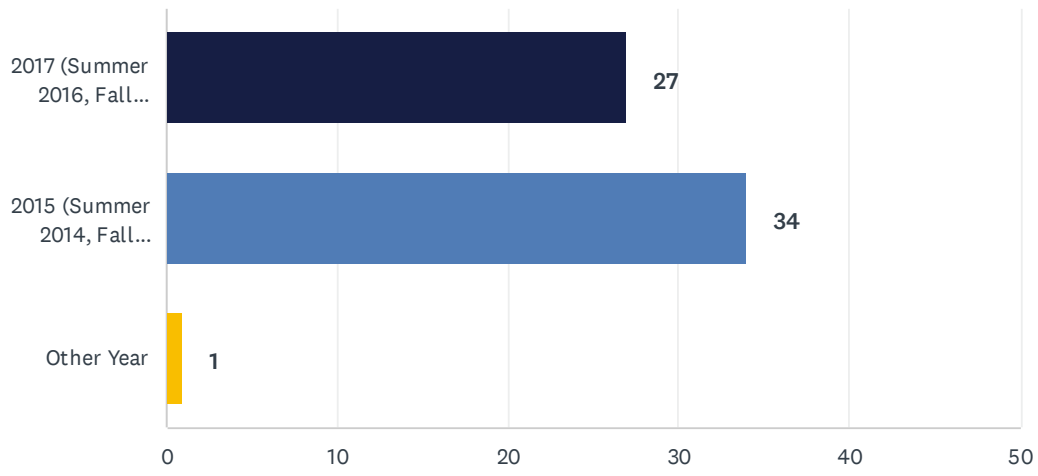


EMORY

ROLLINS
SCHOOL OF
PUBLIC
HEALTH

Q1 What year did you graduate from the RSPH?

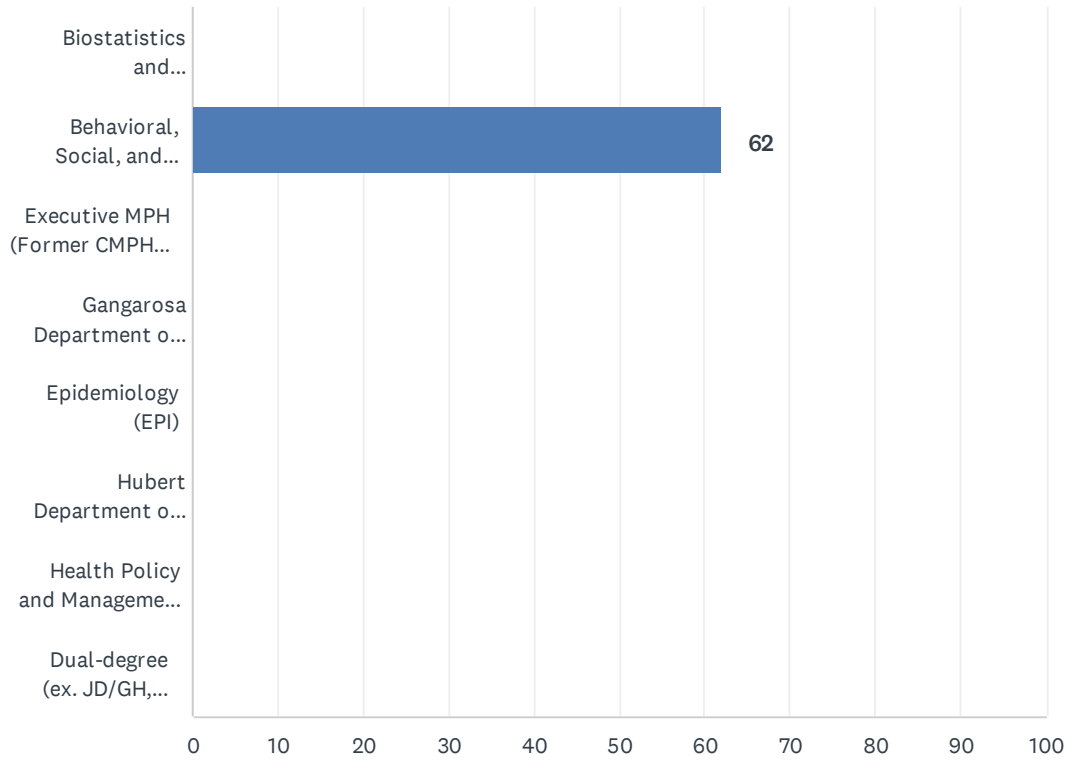
Answered: 62 Skipped: 0



ANSWER CHOICES	RESPONSES
2017 (Summer 2016, Fall 2016, & Spring 2017)	43.55% 27
2015 (Summer 2014, Fall 2014, & Spring 2015)	54.84% 34
Other Year	1.61% 1
TOTAL	62

Q2 RSPH Department:

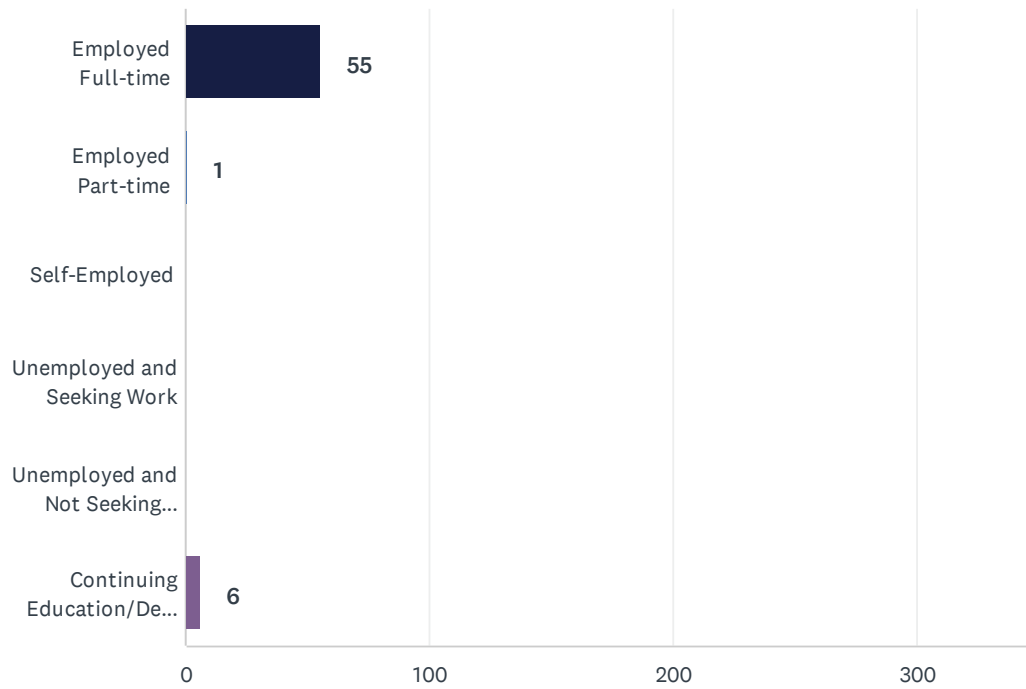
Answered: 62 Skipped: 0



ANSWER CHOICES	RESPONSES
Biostatistics and Bioinformatics (BIOS)	0.00% 0
Behavioral, Social, and Health Education Sciences (BSHES) [Former Behavioral Sciences and Health Education (BSHE)]	100.00% 62
Executive MPH (Former CMPH Program)	0.00% 0
Gangarosa Department of Environmental Health (EH)	0.00% 0
Epidemiology (EPI)	0.00% 0
Hubert Department of Global Health (GH)	0.00% 0
Health Policy and Management (HPM)	0.00% 0
Dual-degree (ex. JD/GH, MD/BSHE, etc.)	0.00% 0
TOTAL	62

Q4 What is your current employment status?

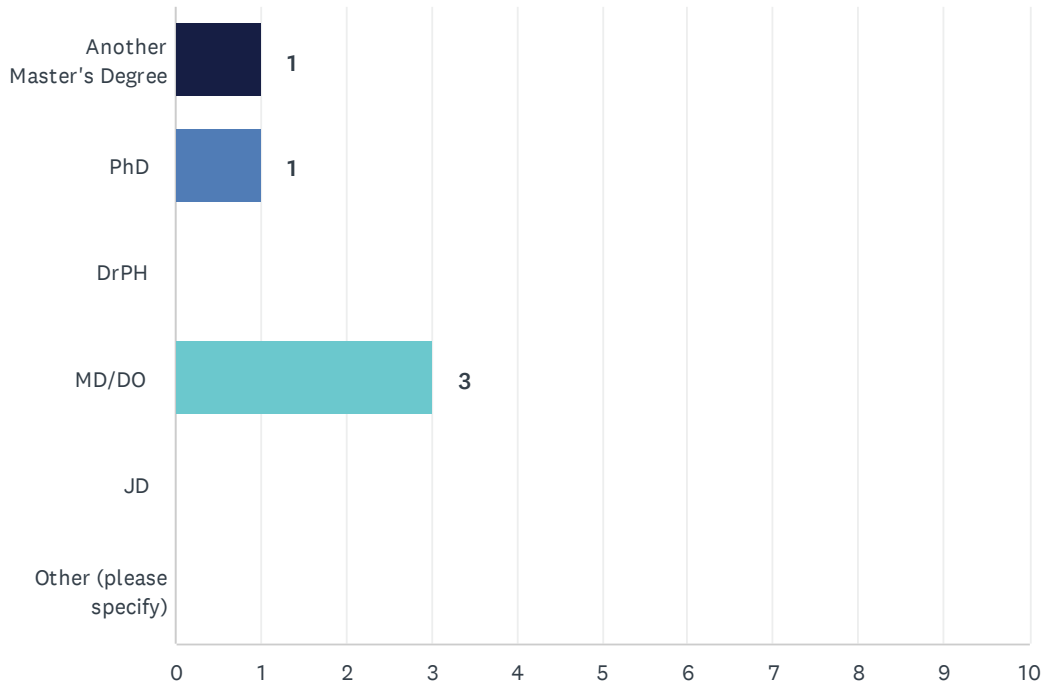
Answered: 62 Skipped: 0



ANSWER CHOICES	RESPONSES	
Employed Full-time	88.71%	55
Employed Part-time	1.61%	1
Self-Employed	0.00%	0
Unemployed and Seeking Work	0.00%	0
Unemployed and Not Seeking Work	0.00%	0
Continuing Education/Degree Seeking	9.68%	6
TOTAL		62

Q9 What degree are you seeking?

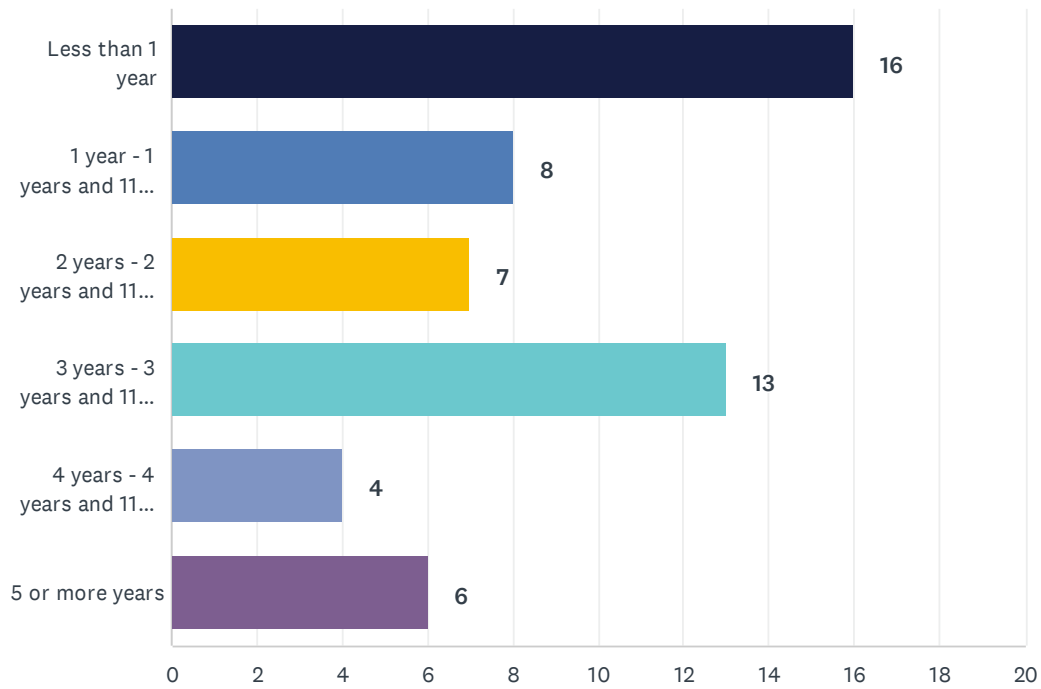
Answered: 5 Skipped: 57



ANSWER CHOICES	RESPONSES	
Another Master's Degree	20.00%	1
PhD	20.00%	1
DrPH	0.00%	0
MD/DO	60.00%	3
JD	0.00%	0
Other (please specify)	0.00%	0
TOTAL		5

Q12 How long have you been employed at your current job?

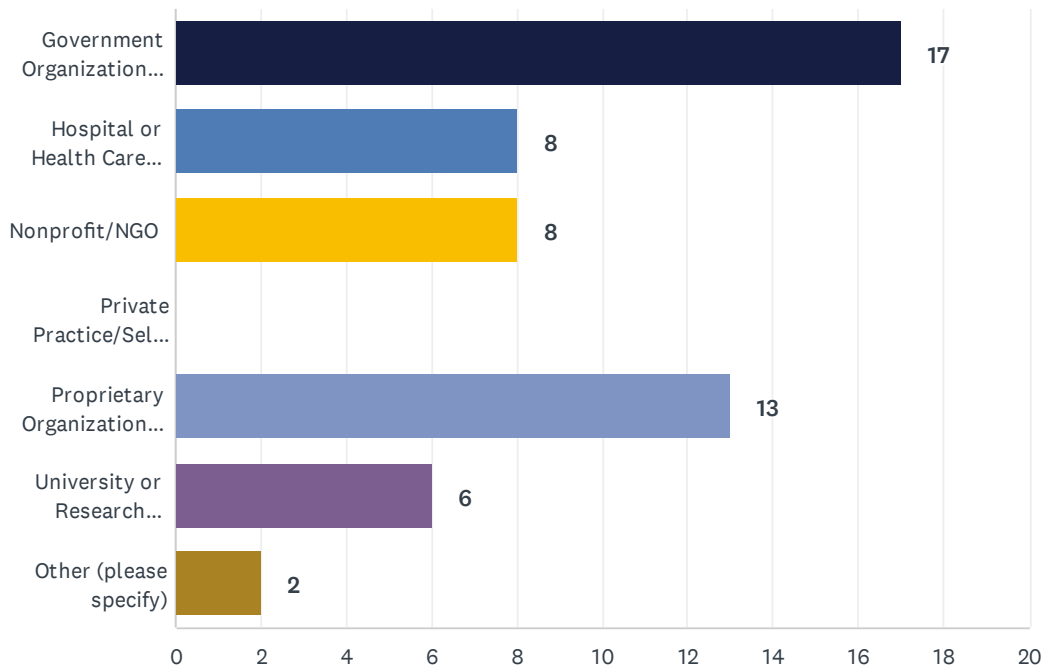
Answered: 54 Skipped: 8



ANSWER CHOICES	RESPONSES	
Less than 1 year	29.63%	16
1 year - 1 years and 11 months	14.81%	8
2 years - 2 years and 11 months	12.96%	7
3 years - 3 years and 11 months	24.07%	13
4 years - 4 years and 11 months	7.41%	4
5 or more years	11.11%	6
Total Respondents: 54		

Q13 Which one of the following best describes your employment sector?

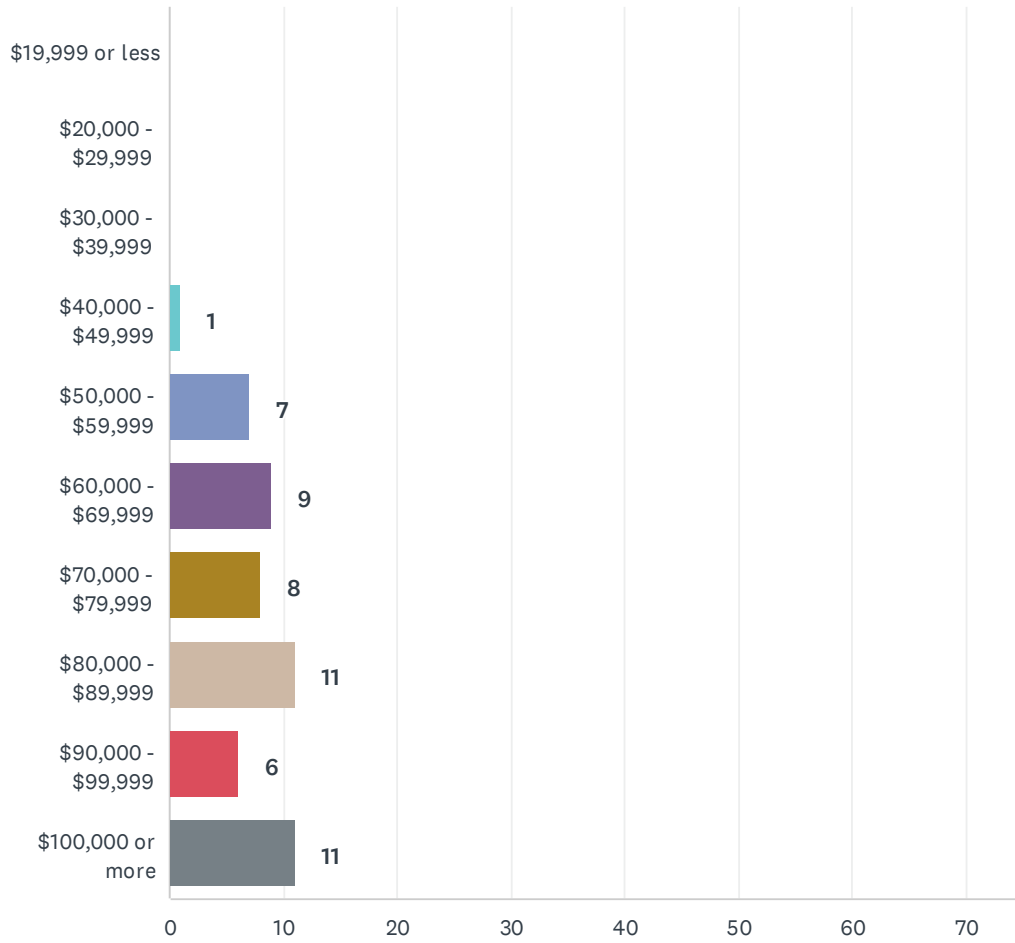
Answered: 54 Skipped: 8



ANSWER CHOICES	RESPONSES	
Government Organization (Federal, State, Local)	31.48%	17
Hospital or Health Care Facility	14.81%	8
Nonprofit/NGO	14.81%	8
Private Practice/Self-Employed	0.00%	0
Proprietary Organizations (Industry, Pharmaceutical company, Consulting, Other For-Profit Org)	24.07%	13
University or Research Institution (e.g. Emory University)	11.11%	6
Other (please specify)	3.70%	2
TOTAL		54

Q14 Annual Salary Range:

Answered: 53 Skipped: 9

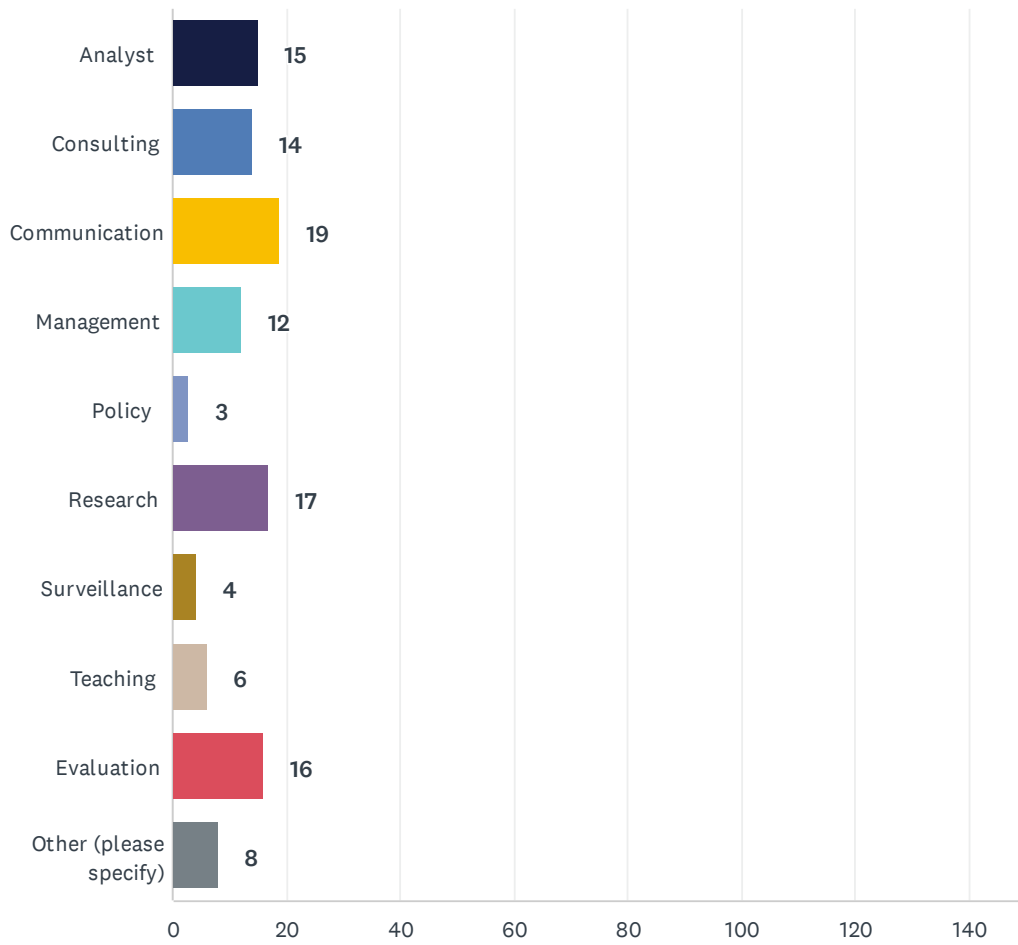


RSPH 3 & 5 Year Post-Grad Alumni Survey (2020)

ANSWER CHOICES	RESPONSES	
\$19,999 or less	0.00%	0
\$20,000 - \$29,999	0.00%	0
\$30,000 - \$39,999	0.00%	0
\$40,000 - \$49,999	1.89%	1
\$50,000 - \$59,999	13.21%	7
\$60,000 - \$69,999	16.98%	9
\$70,000 - \$79,999	15.09%	8
\$80,000 - \$89,999	20.75%	11
\$90,000 - \$99,999	11.32%	6
\$100,000 or more	20.75%	11
TOTAL		53

Q15 Which category best describes your job duties? (Check all that apply)

Answered: 52 Skipped: 10

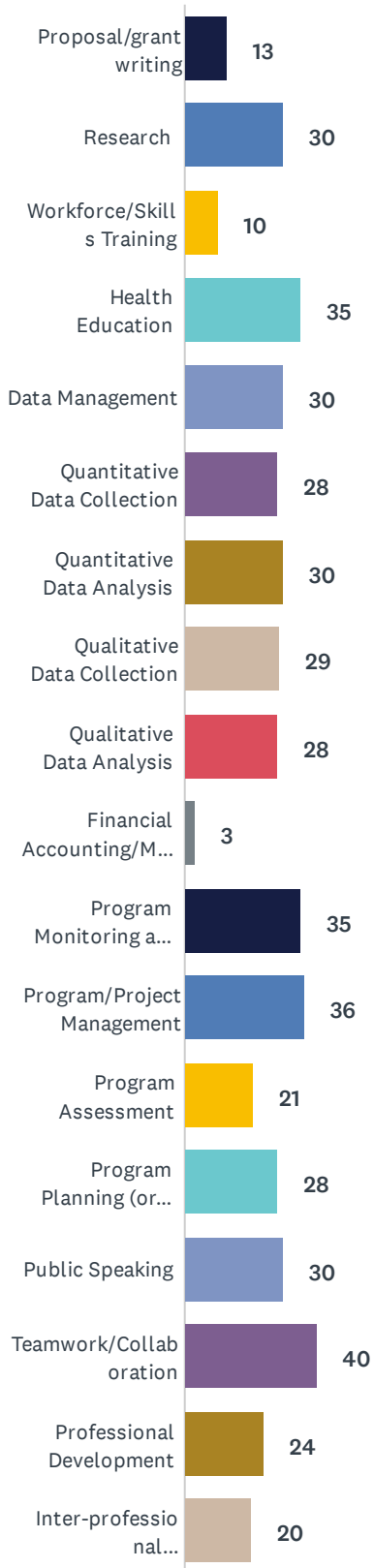


RSPH 3 & 5 Year Post-Grad Alumni Survey (2020)

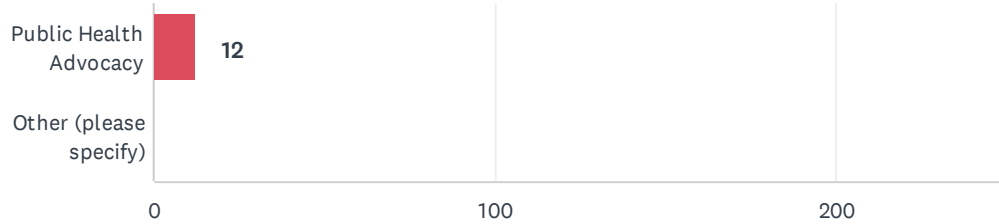
ANSWER CHOICES	RESPONSES	
Analyst	28.85%	15
Consulting	26.92%	14
Communication	36.54%	19
Management	23.08%	12
Policy	5.77%	3
Research	32.69%	17
Surveillance	7.69%	4
Teaching	11.54%	6
Evaluation	30.77%	16
Other (please specify)	15.38%	8
Total Respondents: 52		

Q16 What skills prepared you for the job you currently have? (Check all that apply)

Answered: 53 Skipped: 9



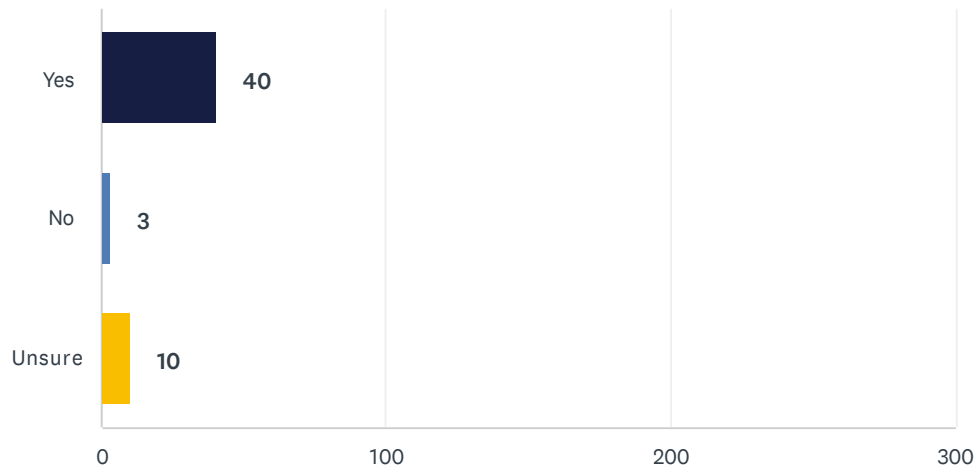
RSPH 3 & 5 Year Post-Grad Alumni Survey (2020)



ANSWER CHOICES	RESPONSES	
Proposal/grant writing	24.53%	13
Research	56.60%	30
Workforce/Skills Training	18.87%	10
Health Education	66.04%	35
Data Management	56.60%	30
Quantitative Data Collection	52.83%	28
Quantitative Data Analysis	56.60%	30
Qualitative Data Collection	54.72%	29
Qualitative Data Analysis	52.83%	28
Financial Accounting/Management/Budgeting	5.66%	3
Program Monitoring and Evaluation	66.04%	35
Program/Project Management	67.92%	36
Program Assessment	39.62%	21
Program Planning (or Development)	52.83%	28
Public Speaking	56.60%	30
Teamwork/Collaboration	75.47%	40
Professional Development	45.28%	24
Inter-professional Collaboration	37.74%	20
Public Health Advocacy	22.64%	12
Other (please specify)	0.00%	0
Total Respondents: 53		

Q17 Does your current employer hire doctoral trained employees?

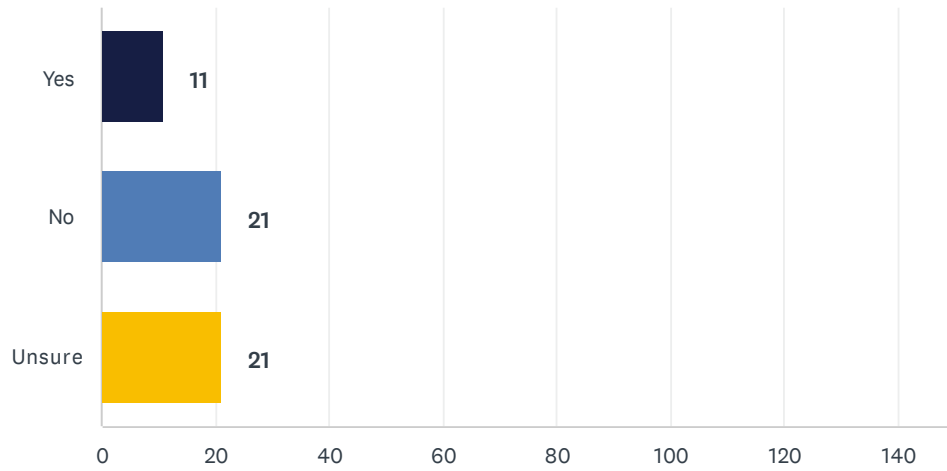
Answered: 53 Skipped: 9



ANSWER CHOICES	RESPONSES	
Yes	75.47%	40
No	5.66%	3
Unsure	18.87%	10
TOTAL		53

Q18 Does your current employer hire Rollins students (i.e. part-time, REAL, internships, applied practice experience [previously called practicum] positions)?

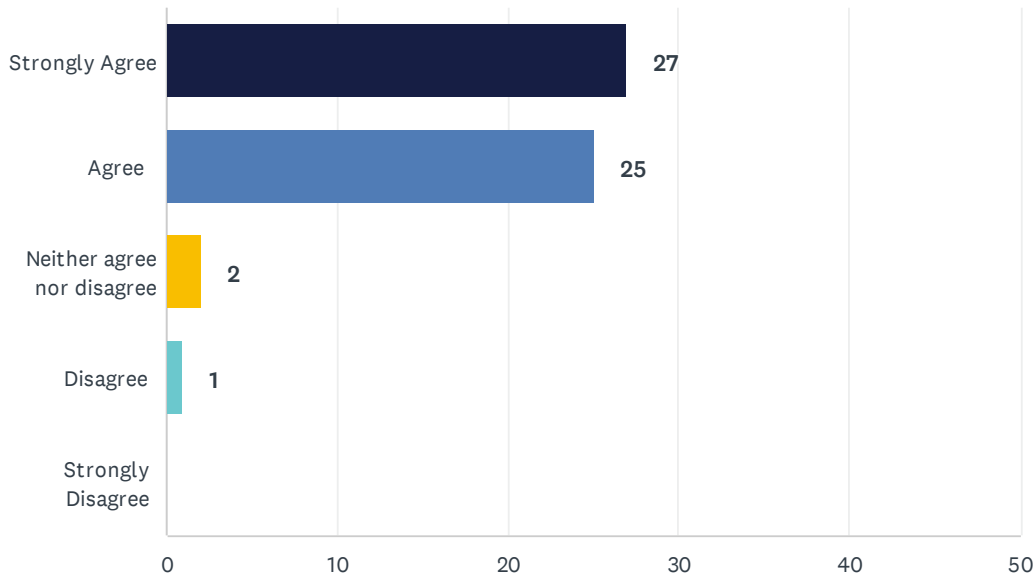
Answered: 53 Skipped: 9



ANSWER CHOICES	RESPONSES	
Yes	20.75%	11
No	39.62%	21
Unsure	39.62%	21
TOTAL		53

Q19 The course work (including applied practice experience/practicum, thesis and/or capstone) at RSPH provided me with the basic competencies and skills required for working in public health/current field.

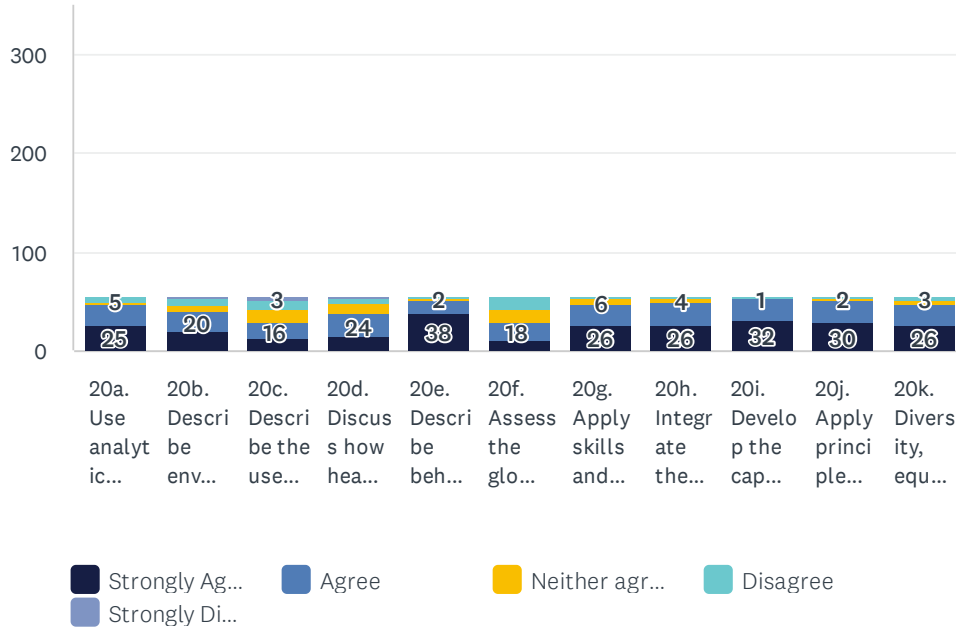
Answered: 55 Skipped: 7



ANSWER CHOICES	RESPONSES	
Strongly Agree	49.09%	27
Agree	45.45%	25
Neither agree nor disagree	3.64%	2
Disagree	1.82%	1
Strongly Disagree	0.00%	0
TOTAL		55

Q20 I have attained and had the ability to apply the following 11 competencies post-graduation in a past/current job:

Answered: 55 Skipped: 7

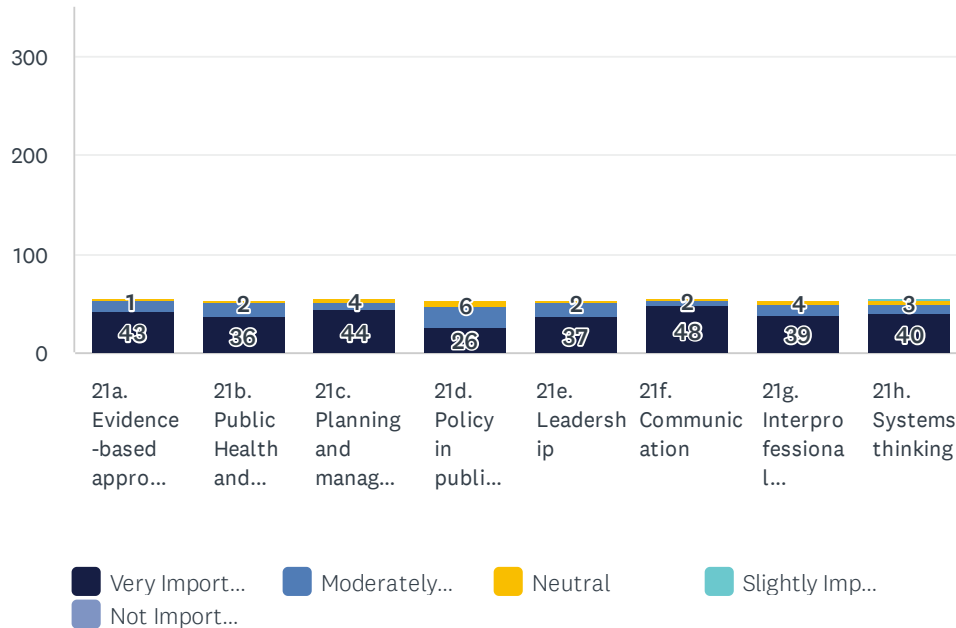


RSPH 3 & 5 Year Post-Grad Alumni Survey (2020)

	STRONGLY AGREE	AGREE	NEITHER AGREE NOR DISAGREE	DISAGREE	STRONGLY DISAGREE	TOTAL	WEIGHTED AVERAGE
20a. Use analytic reasoning and quantitative methods to address questions in public health and population-based research	45.45% 25	40.00% 22	5.45% 3	9.09% 5	0.00% 0	55	4.22
20b. Describe environmental conditions, including biological, physical and chemical factors that affect the health of individuals, communities and populations	36.36% 20	36.36% 20	10.91% 6	12.73% 7	3.64% 2	55	3.89
20c. Describe the use of epidemiology methods to study the etiology and control of disease and injury in populations	23.64% 13	29.09% 16	23.64% 13	18.18% 10	5.45% 3	55	3.47
20d. Discuss how health policy and finance affect the delivery, quality, access and costs of health care for individuals, communities and populations	27.27% 15	43.64% 24	16.36% 9	10.91% 6	1.82% 1	55	3.84
20e. Describe behavioral, social and cultural factors that contribute to the health and well-being of individuals, communities and populations	69.09% 38	25.45% 14	1.82% 1	3.64% 2	0.00% 0	55	4.60
20f. Assess the global forces that influence the health of culturally diverse populations around the world	20.00% 11	32.73% 18	25.45% 14	21.82% 12	0.00% 0	55	3.51
20g. Apply skills and knowledge in public health setting(s) through planned and supervised experience(s) related to professional career objectives	47.27% 26	40.00% 22	10.91% 6	1.82% 1	0.00% 0	55	4.33
20h. Integrate the broad base of public health knowledge and skills acquired from coursework, practicum and other learning activities into a culminating experience (thesis, special studies project, capstone)	47.27% 26	43.64% 24	7.27% 4	1.82% 1	0.00% 0	55	4.36
20i. Develop the capacity for lifelong learning in public health	58.18% 32	38.18% 21	1.82% 1	1.82% 1	0.00% 0	55	4.53
20j. Apply principles of ethical conduct to public health practice	54.55% 30	38.18% 21	3.64% 2	3.64% 2	0.00% 0	55	4.44
20k. Diversity, equity and inclusion practices	47.27% 26	40.00% 22	7.27% 4	5.45% 3	0.00% 0	55	4.29

Q21 Reflecting on your experience, how important are each of the following skills for job readiness as a public health professional?

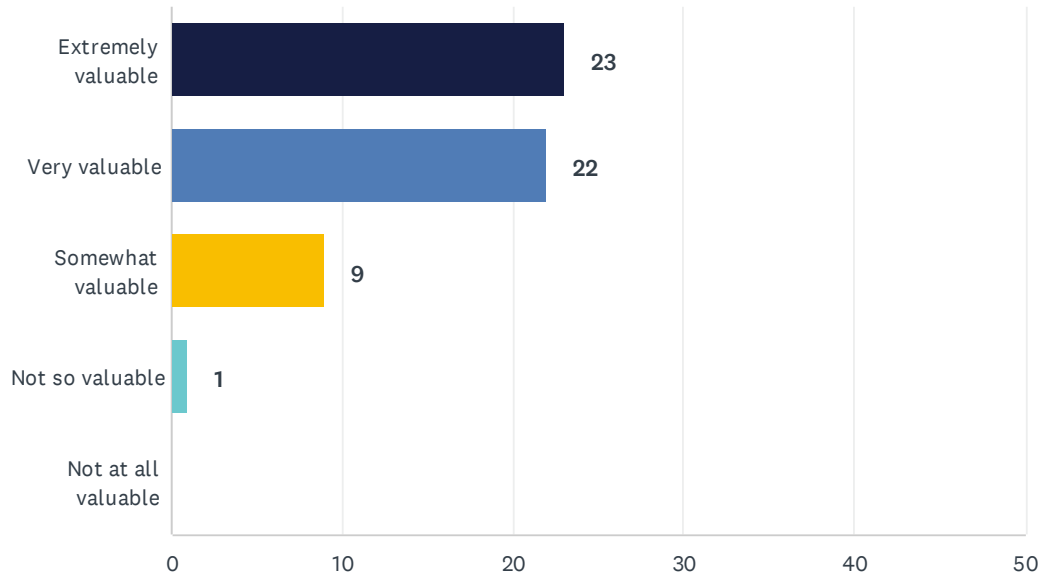
Answered: 55 Skipped: 7



	VERY IMPORTANT	MODERATELY IMPORTANT	NEUTRAL	SLIGHTLY IMPORTANT	NOT IMPORTANT	TOTAL	WEIGHTED AVERAGE
21a. Evidence-based approaches to public health	78.18% 43	20.00% 11	1.82% 1	0.00% 0	0.00% 0	55	4.76
21b. Public Health and health care systems	66.67% 36	29.63% 16	3.70% 2	0.00% 0	0.00% 0	54	4.63
21c. Planning and management to promote health	80.00% 44	12.73% 7	7.27% 4	0.00% 0	0.00% 0	55	4.73
21d. Policy in public health	48.15% 26	38.89% 21	11.11% 6	1.85% 1	0.00% 0	54	4.33
21e. Leadership	68.52% 37	25.93% 14	3.70% 2	1.85% 1	0.00% 0	54	4.61
21f. Communication	87.27% 48	9.09% 5	3.64% 2	0.00% 0	0.00% 0	55	4.84
21g. Interprofessional practice	72.22% 39	18.52% 10	7.41% 4	1.85% 1	0.00% 0	54	4.61
21h. Systems thinking	72.73% 40	18.18% 10	5.45% 3	3.64% 2	0.00% 0	55	4.60

Q23 Based on your career interests and goals, how valuable is/was your RSPH MPH or MSPH degree in the job market?

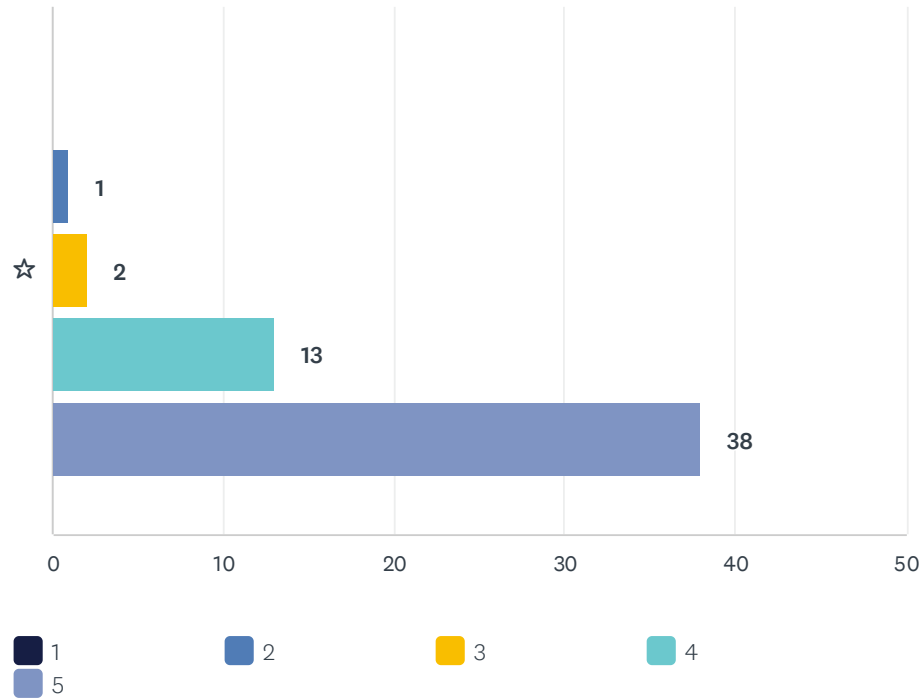
Answered: 55 Skipped: 7



ANSWER CHOICES	RESPONSES	
Extremely valuable	41.82%	23
Very valuable	40.00%	22
Somewhat valuable	16.36%	9
Not so valuable	1.82%	1
Not at all valuable	0.00%	0
TOTAL		55

Q24 How would you rate your decision to attend the RSPH?

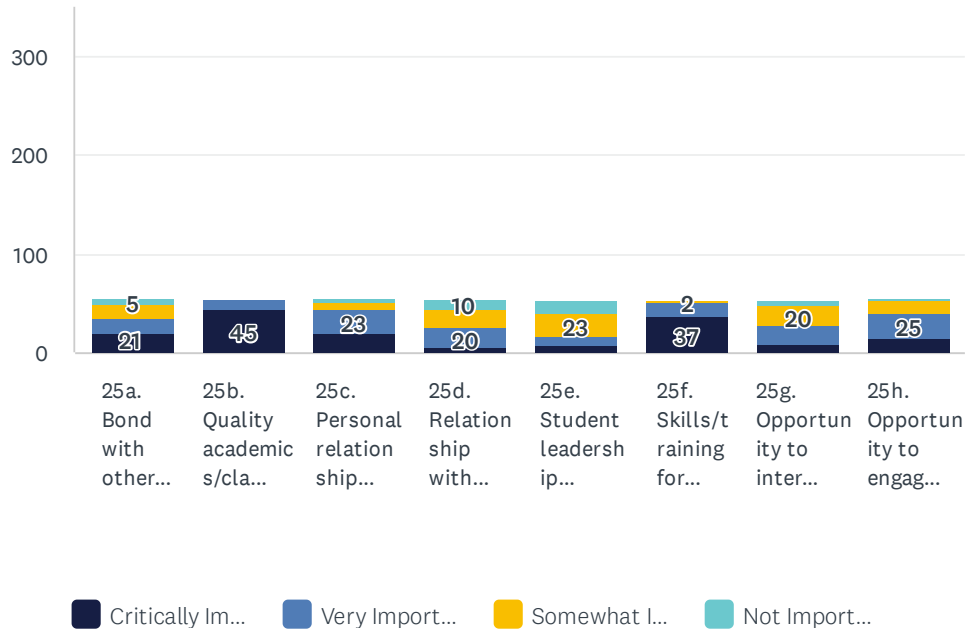
Answered: 54 Skipped: 8



	1	2	3	4	5	TOTAL	WEIGHTED AVERAGE
☆	0.00% 0	1.85% 1	3.70% 2	24.07% 13	70.37% 38	54	4.63

Q25 How important was each of the following to your experience as a student?

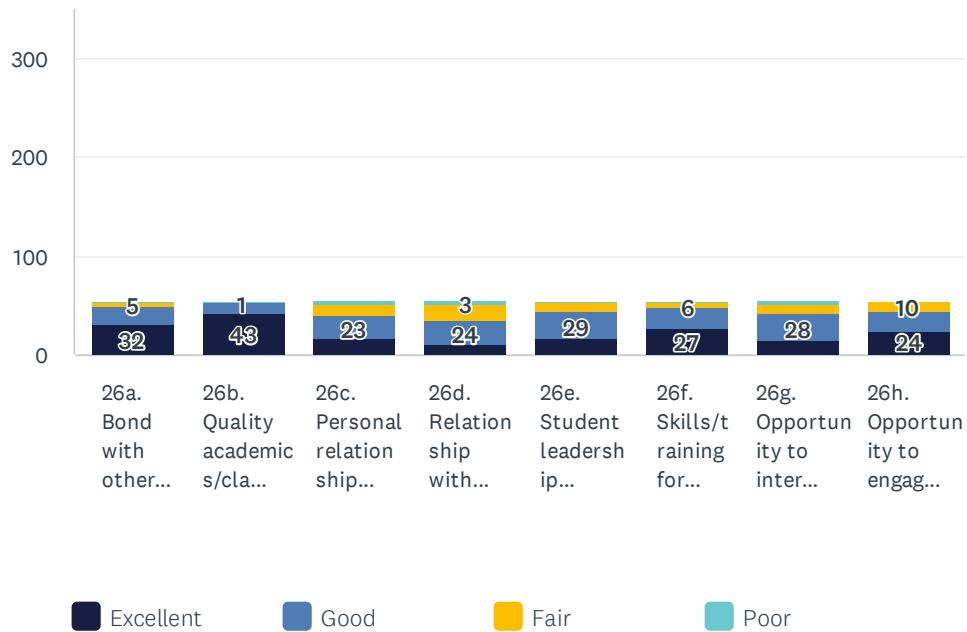
Answered: 55 Skipped: 7



	CRITICALLY IMPORTANT	VERY IMPORTANT	SOMEWHAT IMPORTANT	NOT IMPORTANT	TOTAL
25a. Bond with other students	38.18% 21	25.45% 14	27.27% 15	9.09% 5	55
25b. Quality academics/classes	81.82% 45	18.18% 10	0.00% 0	0.00% 0	55
25c. Personal relationship with faculty	38.18% 21	41.82% 23	12.73% 7	7.27% 4	55
25d. Relationship with administration and staff	9.09% 5	36.36% 20	36.36% 20	18.18% 10	55
25e. Student leadership opportunities	12.96% 7	18.52% 10	42.59% 23	25.93% 14	54
25f. Skills/training for career	68.52% 37	27.78% 15	3.70% 2	0.00% 0	54
25g. Opportunity to interact with alumni	16.67% 9	33.33% 18	37.04% 20	12.96% 7	54
25h. Opportunity to engage with the larger Atlanta community	27.27% 15	45.45% 25	23.64% 13	3.64% 2	55

Q26 How well did the RSPH do at providing the following experiences?

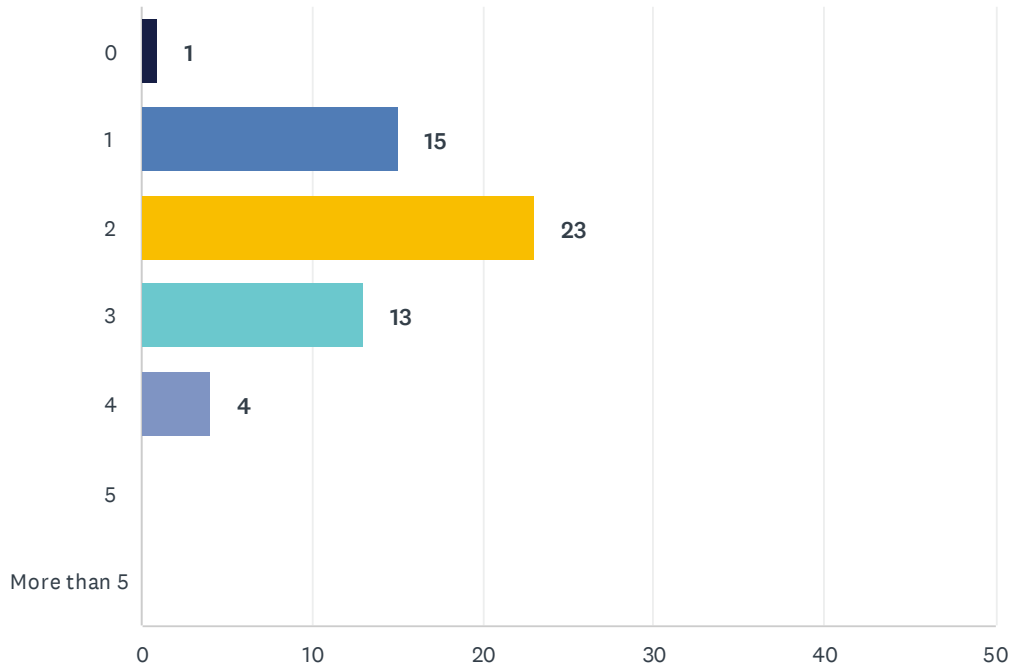
Answered: 55 Skipped: 7



	EXCELLENT	GOOD	FAIR	POOR	TOTAL
26a. Bond with other students	58.18% 32	30.91% 17	9.09% 5	1.82% 1	55
26b. Quality academics/classes	78.18% 43	20.00% 11	0.00% 0	1.82% 1	55
26c. Personal relationship with faculty	30.91% 17	41.82% 23	20.00% 11	7.27% 4	55
26d. Relationship with administration and staff	20.00% 11	43.64% 24	30.91% 17	5.45% 3	55
26e. Student leadership opportunities	29.09% 16	52.73% 29	14.55% 8	3.64% 2	55
26f. Skills/training for career	49.09% 27	38.18% 21	10.91% 6	1.82% 1	55
26g. Opportunity to interact with alumni	27.27% 15	50.91% 28	16.36% 9	5.45% 3	55
26h. Opportunity to engage with the larger Atlanta community	43.64% 24	38.18% 21	18.18% 10	0.00% 0	55

Q27 Since graduation from the RSPH, how many full-time positions have you held?

Answered: 56 Skipped: 6



ANSWER CHOICES	RESPONSES	
0	1.79%	1
1	26.79%	15
2	41.07%	23
3	23.21%	13
4	7.14%	4
5	0.00%	0
More than 5	0.00%	0
TOTAL		56