



Office of Career Development

BIOSTATISTICS & BIOINFORMATICS (BIOS)

2019 RSPH Alumni Survey Report

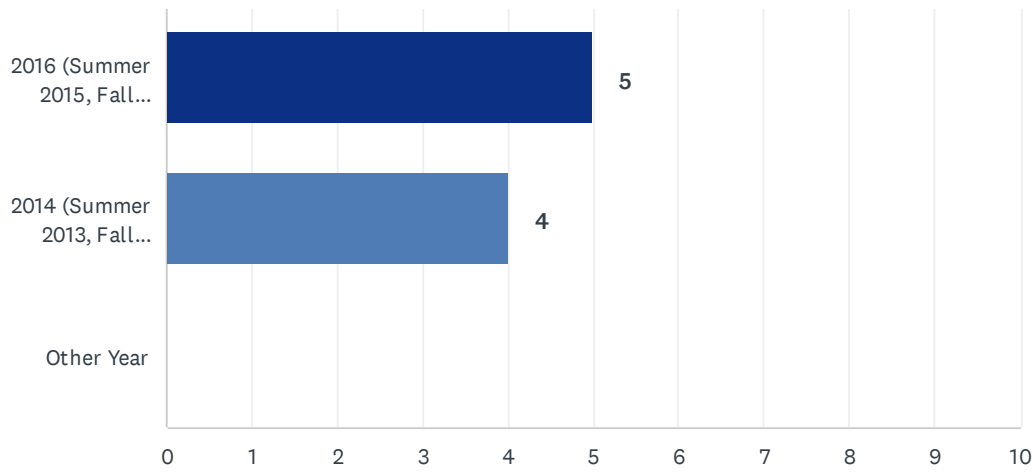


EMORY

ROLLINS
SCHOOL OF
PUBLIC
HEALTH

Q1 What year did you graduate from the RSPH?

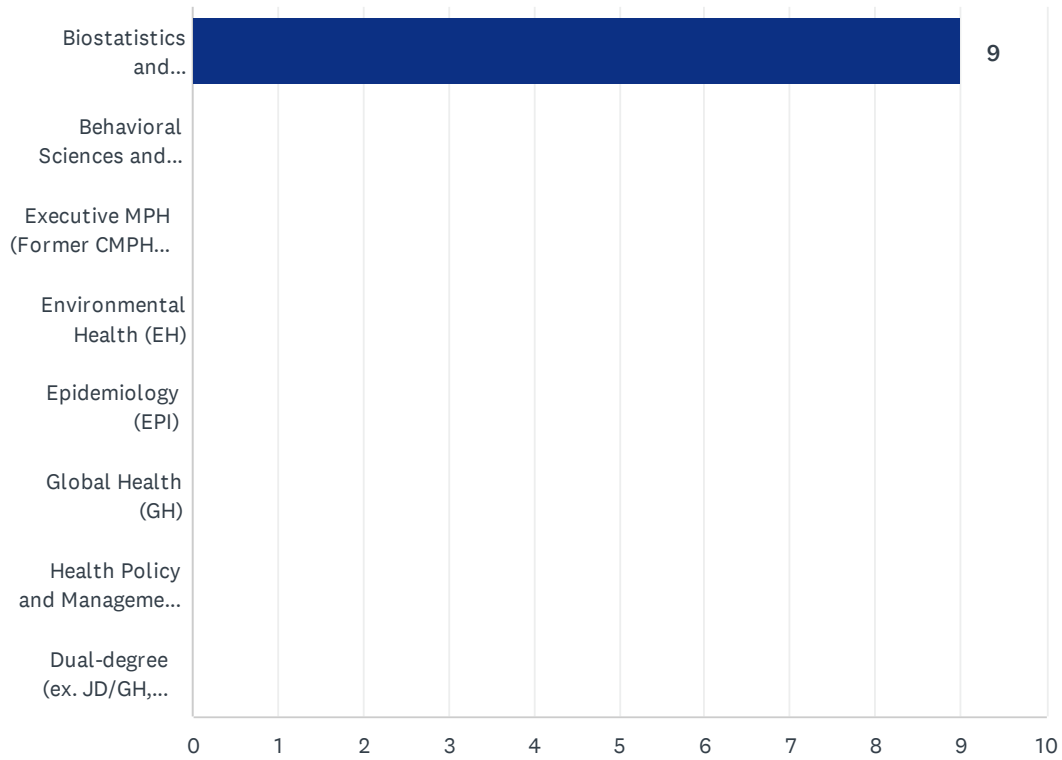
Answered: 9 Skipped: 0



ANSWER CHOICES	RESPONSES	
2016 (Summer 2015, Fall 2015, & Spring 2016)	55.56%	5
2014 (Summer 2013, Fall 2013, & Spring 2014)	44.44%	4
Other Year	0.00%	0
TOTAL		9

Q2 RSPH Department:

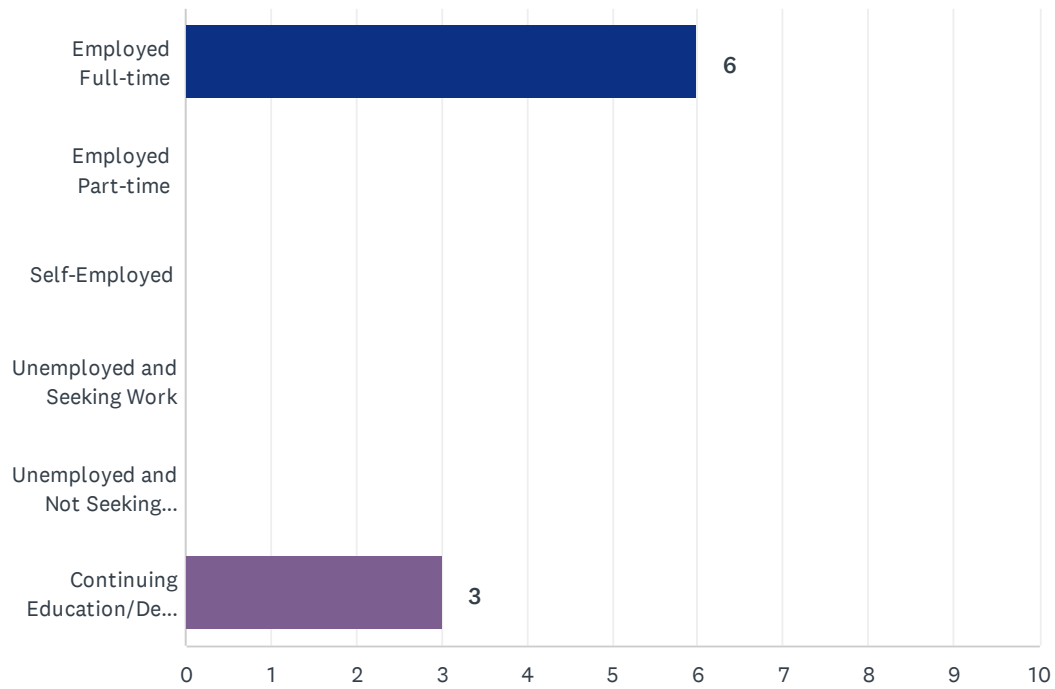
Answered: 9 Skipped: 0



ANSWER CHOICES	RESPONSES	
Biostatistics and Bioinformatics (BIOS)	100.00%	9
Behavioral Sciences and Health Education (BSHE)	0.00%	0
Executive MPH (Former CMPH Program)	0.00%	0
Environmental Health (EH)	0.00%	0
Epidemiology (EPI)	0.00%	0
Global Health (GH)	0.00%	0
Health Policy and Management (HPM)	0.00%	0
Dual-degree (ex. JD/GH, MD/BSHE, etc.)	0.00%	0
TOTAL		9

Q4 What is your current employment status?

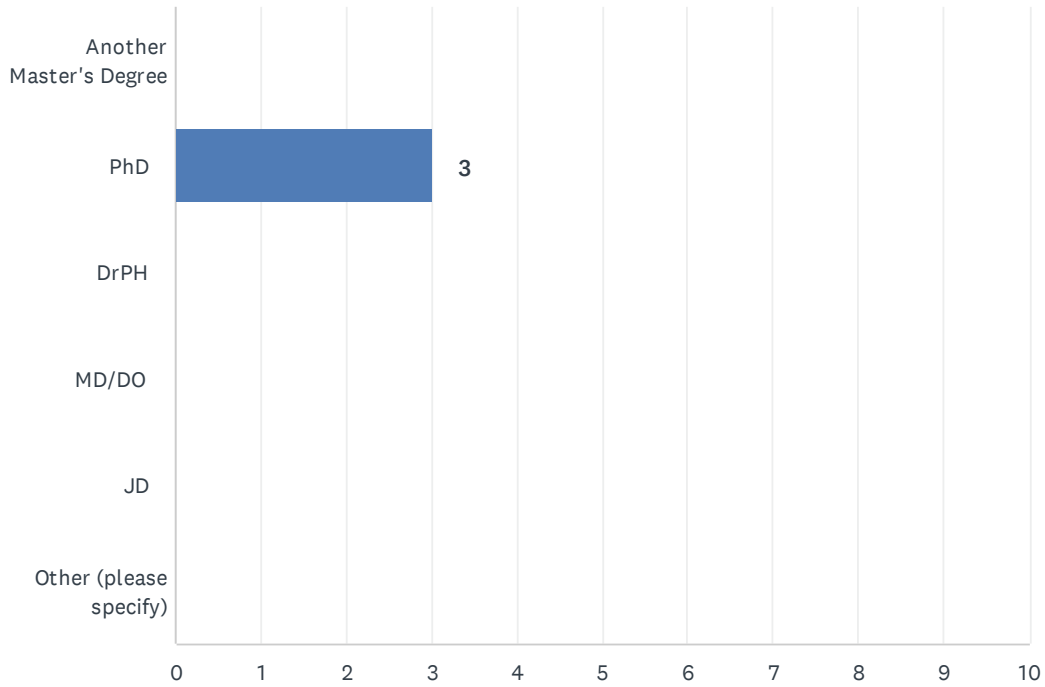
Answered: 9 Skipped: 0



ANSWER CHOICES	RESPONSES	
Employed Full-time	66.67%	6
Employed Part-time	0.00%	0
Self-Employed	0.00%	0
Unemployed and Seeking Work	0.00%	0
Unemployed and Not Seeking Work	0.00%	0
Continuing Education/Degree Seeking	33.33%	3
TOTAL		9

Q9 What degree are you seeking?

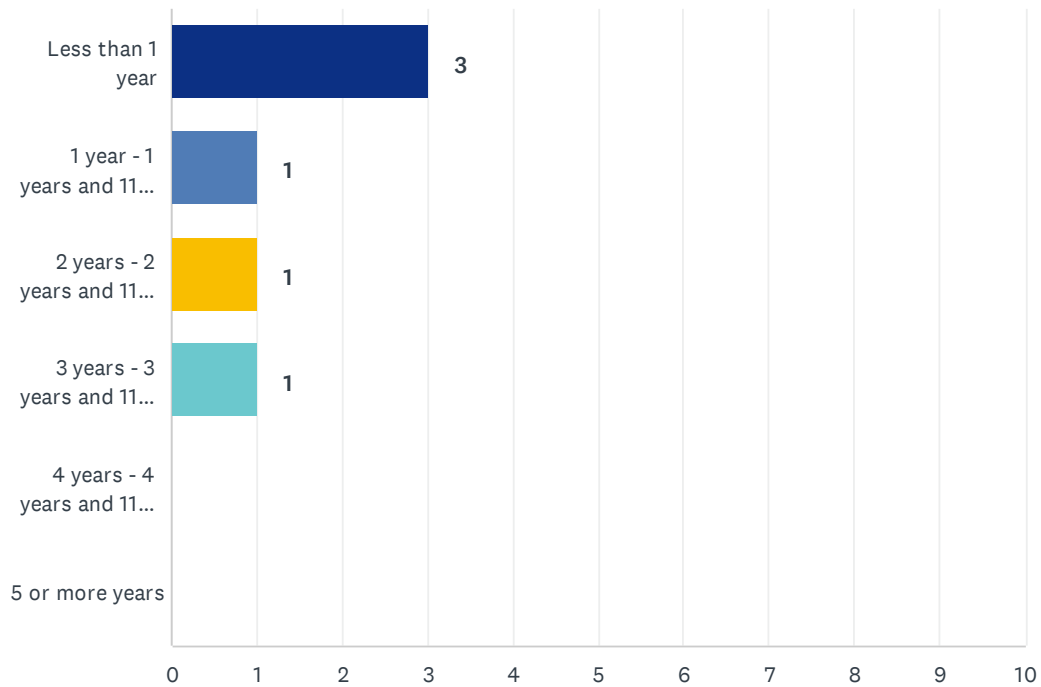
Answered: 3 Skipped: 6



ANSWER CHOICES	RESPONSES	
Another Master's Degree	0.00%	0
PhD	100.00%	3
DrPH	0.00%	0
MD/DO	0.00%	0
JD	0.00%	0
Other (please specify)	0.00%	0
TOTAL		3

Q12 How long have you been employed at your current job?

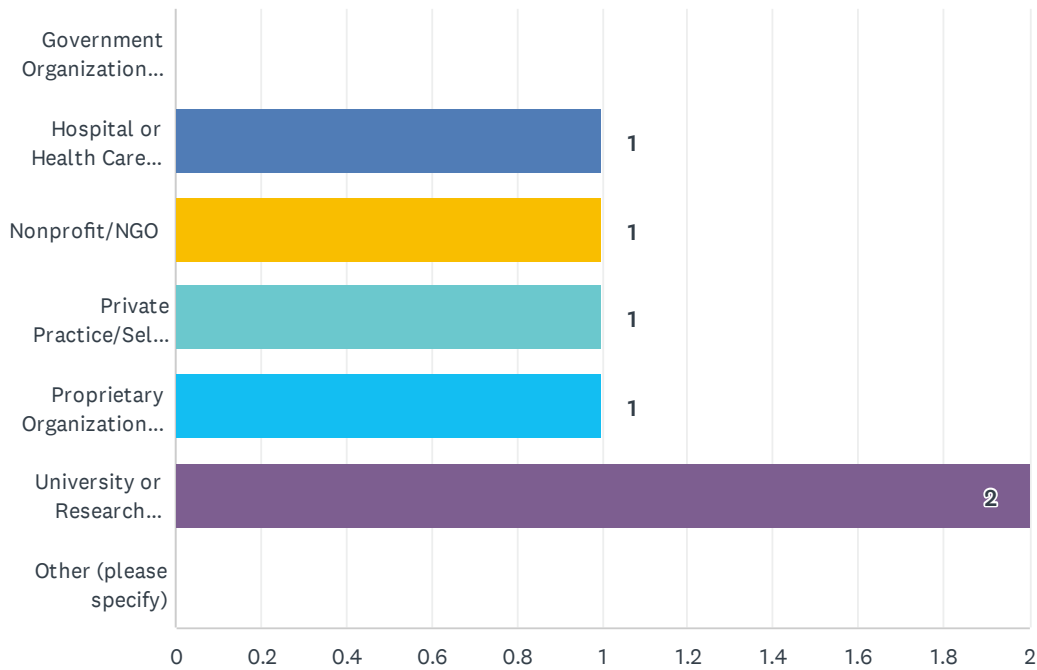
Answered: 6 Skipped: 3



ANSWER CHOICES	RESPONSES	
Less than 1 year	50.00%	3
1 year - 1 years and 11 months	16.67%	1
2 years - 2 years and 11 months	16.67%	1
3 years - 3 years and 11 months	16.67%	1
4 years - 4 years and 11 months	0.00%	0
5 or more years	0.00%	0
Total Respondents: 6		

Q13 Which one of the following best describes your employment sector?

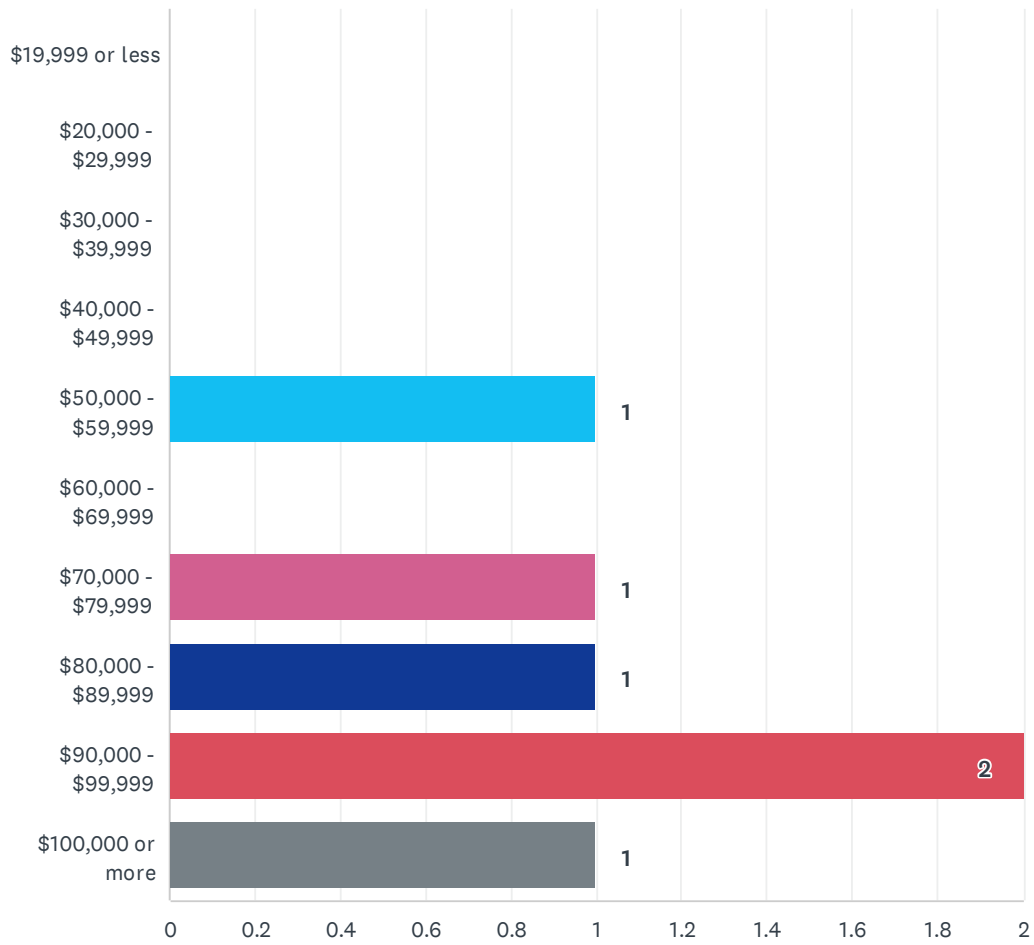
Answered: 6 Skipped: 3



ANSWER CHOICES	RESPONSES	
Government Organization (Federal, State, Local)	0.00%	0
Hospital or Health Care Facility	16.67%	1
Nonprofit/NGO	16.67%	1
Private Practice/Self-Employed	16.67%	1
Proprietary Organizations (Industry, Pharmaceutical company, Consulting, Other For-Profit Org)	16.67%	1
University or Research Institution (e.g. Emory University)	33.33%	2
Other (please specify)	0.00%	0
TOTAL		6

Q14 Annual Salary Range:

Answered: 6 Skipped: 3

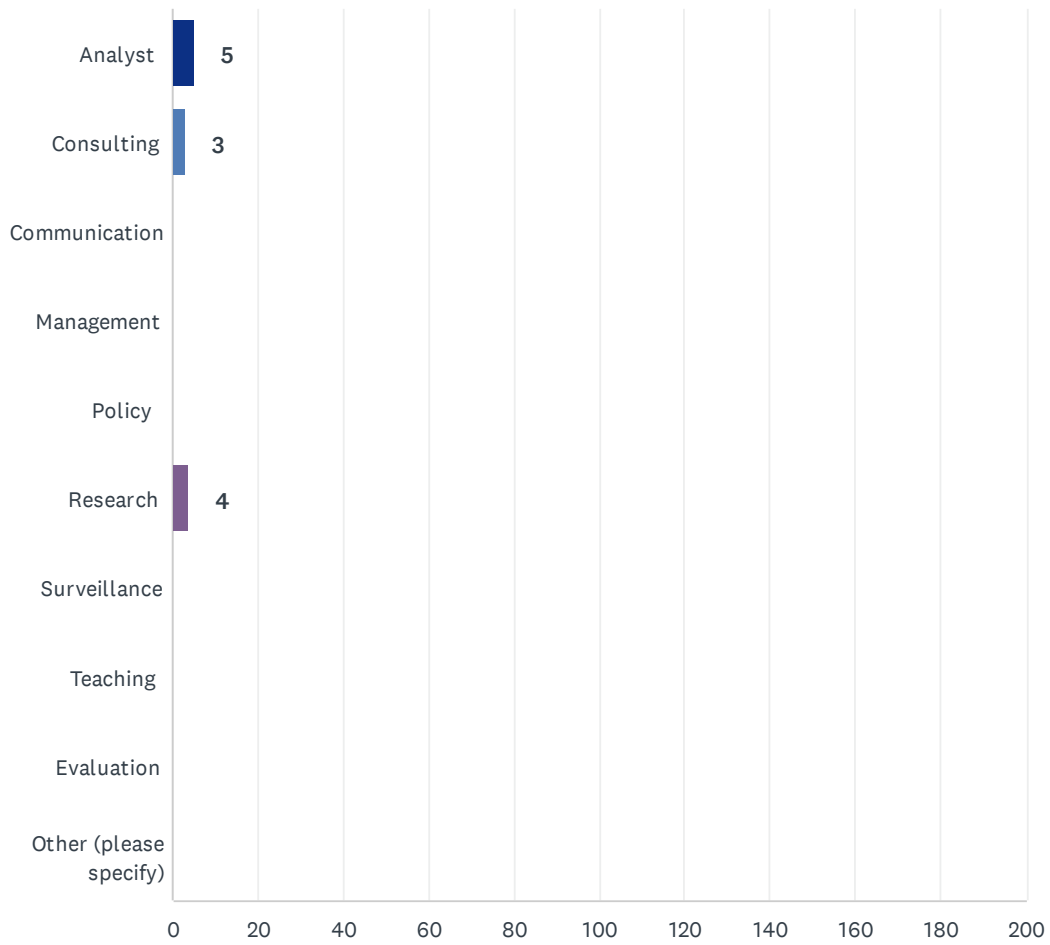


RSPH 3 & 5 Year Post-Grad Alumni Survey (2019)

ANSWER CHOICES	RESPONSES	
\$19,999 or less	0.00%	0
\$20,000 - \$29,999	0.00%	0
\$30,000 - \$39,999	0.00%	0
\$40,000 - \$49,999	0.00%	0
\$50,000 - \$59,999	16.67%	1
\$60,000 - \$69,999	0.00%	0
\$70,000 - \$79,999	16.67%	1
\$80,000 - \$89,999	16.67%	1
\$90,000 - \$99,999	33.33%	2
\$100,000 or more	16.67%	1
TOTAL		6

Q15 Which category best describes your job duties? (Check all that apply)

Answered: 6 Skipped: 3

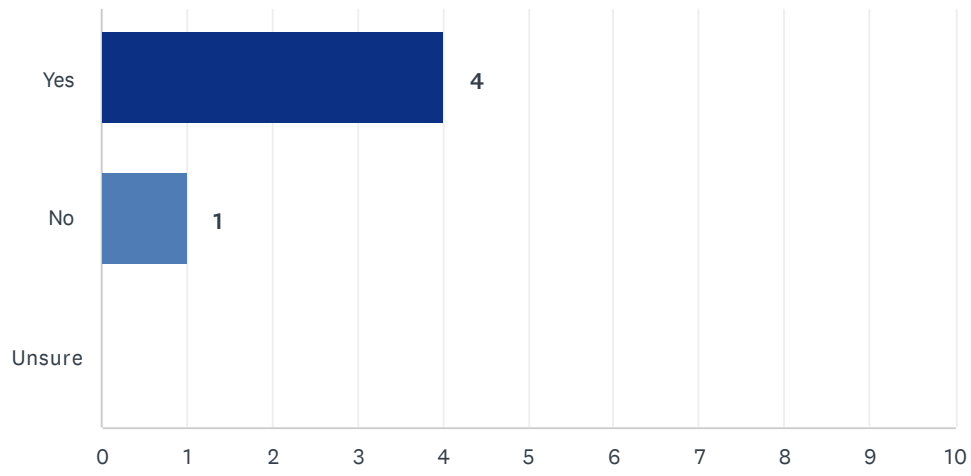


RSPH 3 & 5 Year Post-Grad Alumni Survey (2019)

ANSWER CHOICES	RESPONSES	
Analyst	83.33%	5
Consulting	50.00%	3
Communication	0.00%	0
Management	0.00%	0
Policy	0.00%	0
Research	66.67%	4
Surveillance	0.00%	0
Teaching	0.00%	0
Evaluation	0.00%	0
Other (please specify)	0.00%	0
Total Respondents: 6		

Q17 Does your current employer hire doctoral trained employees?

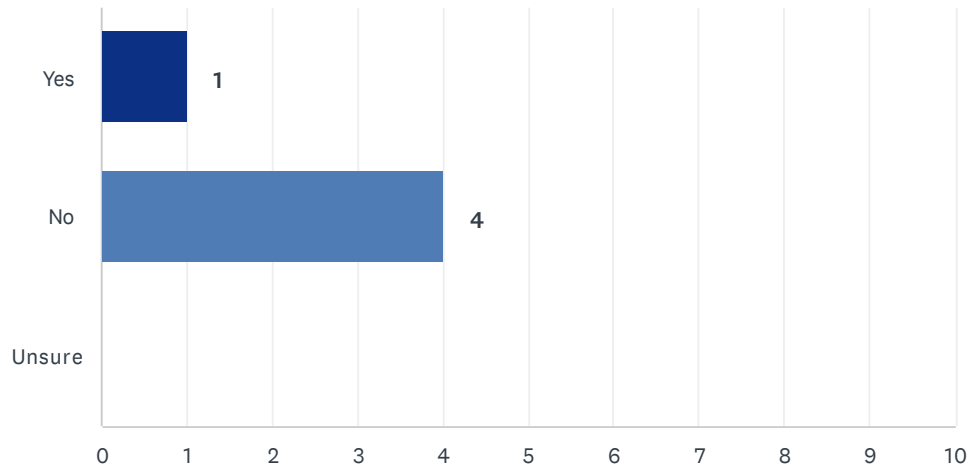
Answered: 5 Skipped: 4



ANSWER CHOICES	RESPONSES	
Yes	80.00%	4
No	20.00%	1
Unsure	0.00%	0
TOTAL		5

Q18 Does your current employer hire Rollins students (i.e. part-time, REAL, internships, applied practice experience (previously called practicum) positions)?

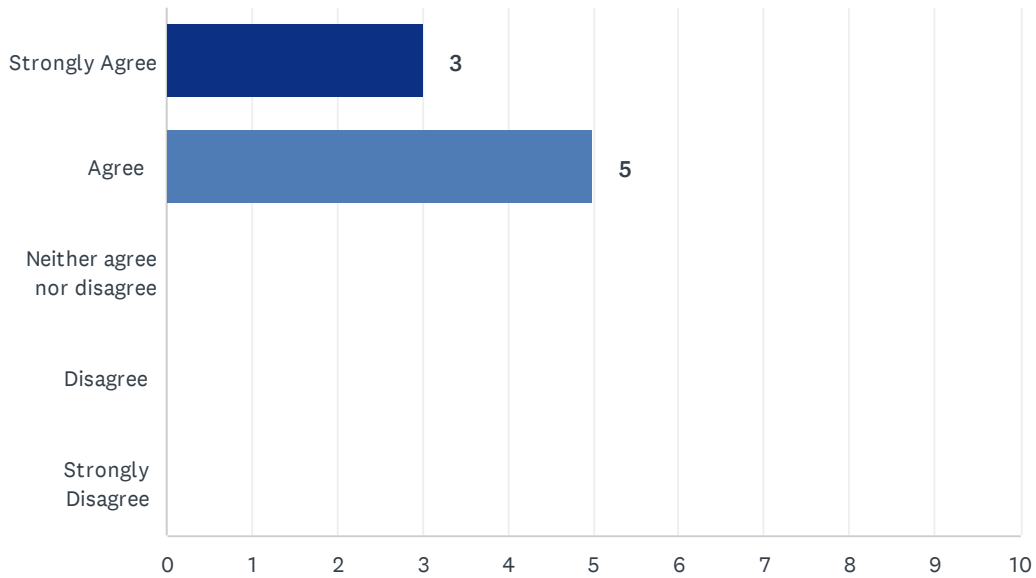
Answered: 5 Skipped: 4



ANSWER CHOICES	RESPONSES	
Yes	20.00%	1
No	80.00%	4
Unsure	0.00%	0
TOTAL		5

Q19 The course work (including practicum, thesis and/or capstone) at RSPH provided me with the basic competencies and skills required for working in public health/current field.

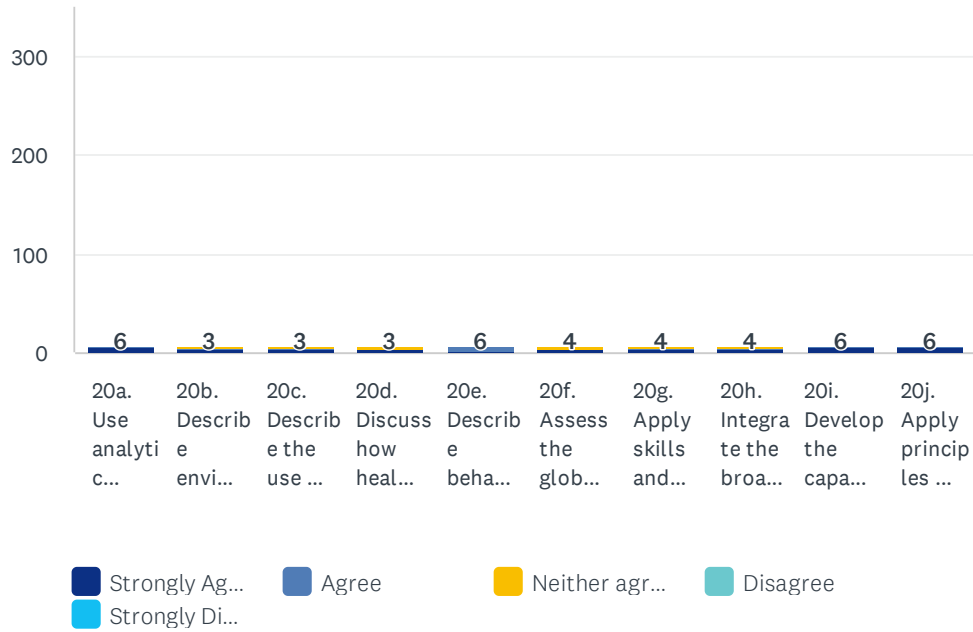
Answered: 8 Skipped: 1



ANSWER CHOICES	RESPONSES	
Strongly Agree	37.50%	3
Agree	62.50%	5
Neither agree nor disagree	0.00%	0
Disagree	0.00%	0
Strongly Disagree	0.00%	0
TOTAL		8

Q20 I have attained and had the ability to apply the following 10 competencies post-graduation in a past/current job:

Answered: 8 Skipped: 1

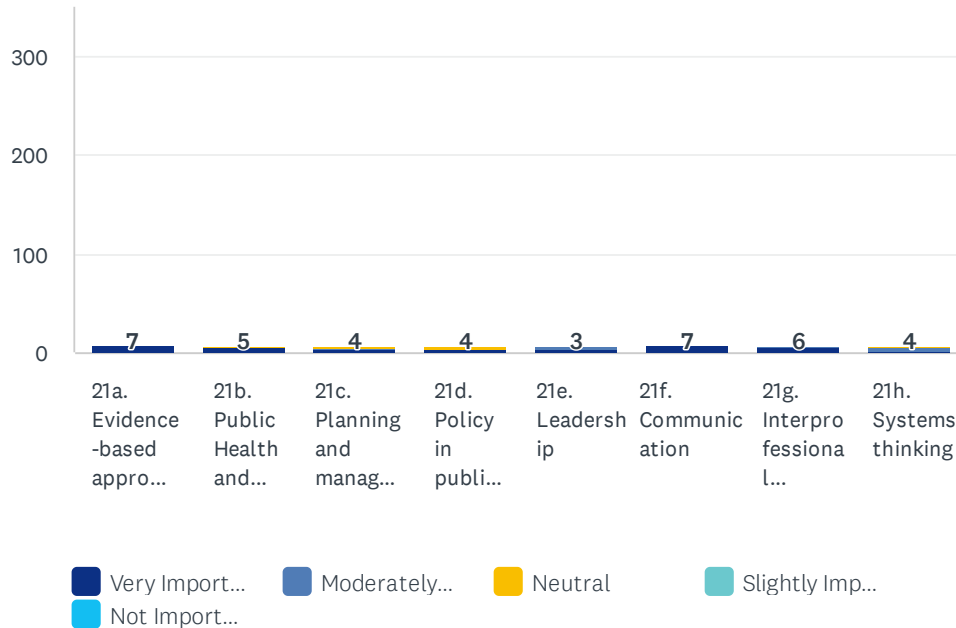


RSPH 3 & 5 Year Post-Grad Alumni Survey (2019)

	STRONGLY AGREE	AGREE	NEITHER AGREE NOR DISAGREE	DISAGREE	STRONGLY DISAGREE	TOTAL	WEIGHTED AVERAGE
20a. Use analytic reasoning and quantitative methods to address questions in public health and population-based research	75.00% 6	25.00% 2	0.00% 0	0.00% 0	0.00% 0	8	4.75
20b. Describe environmental conditions, including biological, physical and chemical factors that affect the health of individuals, communities and populations	37.50% 3	25.00% 2	25.00% 2	0.00% 0	12.50% 1	8	3.75
20c. Describe the use of epidemiology methods to study the etiology and control of disease and injury in populations	37.50% 3	37.50% 3	12.50% 1	0.00% 0	12.50% 1	8	3.88
20d. Discuss how health policy and finance affect the delivery, quality, access and costs of health care for individuals, communities and populations	37.50% 3	12.50% 1	37.50% 3	0.00% 0	12.50% 1	8	3.63
20e. Describe behavioral, social and cultural factors that contribute to the health and well-being of individuals, communities and populations	12.50% 1	75.00% 6	12.50% 1	0.00% 0	0.00% 0	8	4.00
20f. Assess the global forces that influence the health of culturally diverse populations around the world	37.50% 3	0.00% 0	50.00% 4	0.00% 0	12.50% 1	8	3.50
20g. Apply skills and knowledge in public health setting(s) through planned and supervised experience(s) related to professional career objectives	50.00% 4	25.00% 2	12.50% 1	0.00% 0	12.50% 1	8	4.00
20h. Integrate the broad base of public health knowledge and skills acquired from coursework, practicum and other learning activities into a culminating experience (thesis, special studies project, capstone)	50.00% 4	25.00% 2	12.50% 1	0.00% 0	12.50% 1	8	4.00
20i. Develop the capacity for lifelong learning in public health	75.00% 6	12.50% 1	0.00% 0	0.00% 0	12.50% 1	8	4.38
20j. Apply principles of ethical conduct to public health practice	75.00% 6	12.50% 1	0.00% 0	0.00% 0	12.50% 1	8	4.38

Q21 Reflecting on your experience, how important are each of the following skills for job readiness as a public health professional?

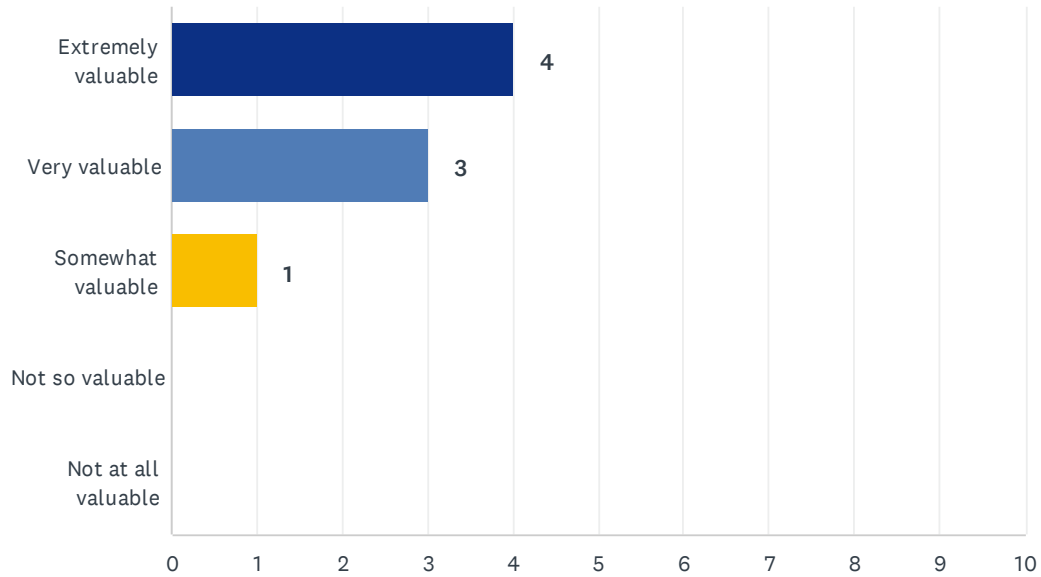
Answered: 8 Skipped: 1



	VERY IMPORTANT	MODERATELY IMPORTANT	NEUTRAL	SLIGHTLY IMPORTANT	NOT IMPORTANT	TOTAL	WEIGHTED AVERAGE
21a. Evidence-based approaches to public health	87.50% 7	0.00% 0	12.50% 1	0.00% 0	0.00% 0	8	4.75
21b. Public Health and health care systems	62.50% 5	12.50% 1	25.00% 2	0.00% 0	0.00% 0	8	4.38
21c. Planning and management to promote health	50.00% 4	12.50% 1	25.00% 2	12.50% 1	0.00% 0	8	4.00
21d. Policy in public health	50.00% 4	0.00% 0	50.00% 4	0.00% 0	0.00% 0	8	4.00
21e. Leadership	50.00% 4	37.50% 3	12.50% 1	0.00% 0	0.00% 0	8	4.38
21f. Communication	87.50% 7	0.00% 0	12.50% 1	0.00% 0	0.00% 0	8	4.75
21g. Interprofessional practice	75.00% 6	12.50% 1	12.50% 1	0.00% 0	0.00% 0	8	4.63
21h. Systems thinking	12.50% 1	50.00% 4	37.50% 3	0.00% 0	0.00% 0	8	3.75

Q23 Based on your career interests and goals, how valuable is/was your RSPH MPH or MSPH degree in the job market?

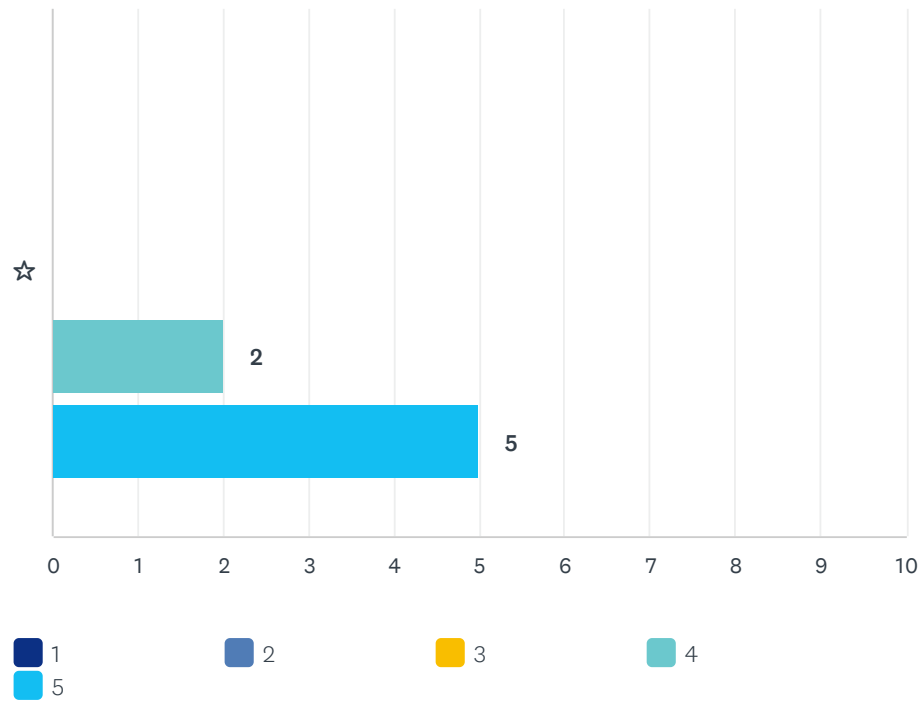
Answered: 8 Skipped: 1



ANSWER CHOICES	RESPONSES	
Extremely valuable	50.00%	4
Very valuable	37.50%	3
Somewhat valuable	12.50%	1
Not so valuable	0.00%	0
Not at all valuable	0.00%	0
TOTAL		8

Q24 How would you rate your decision to attend the RSPH?

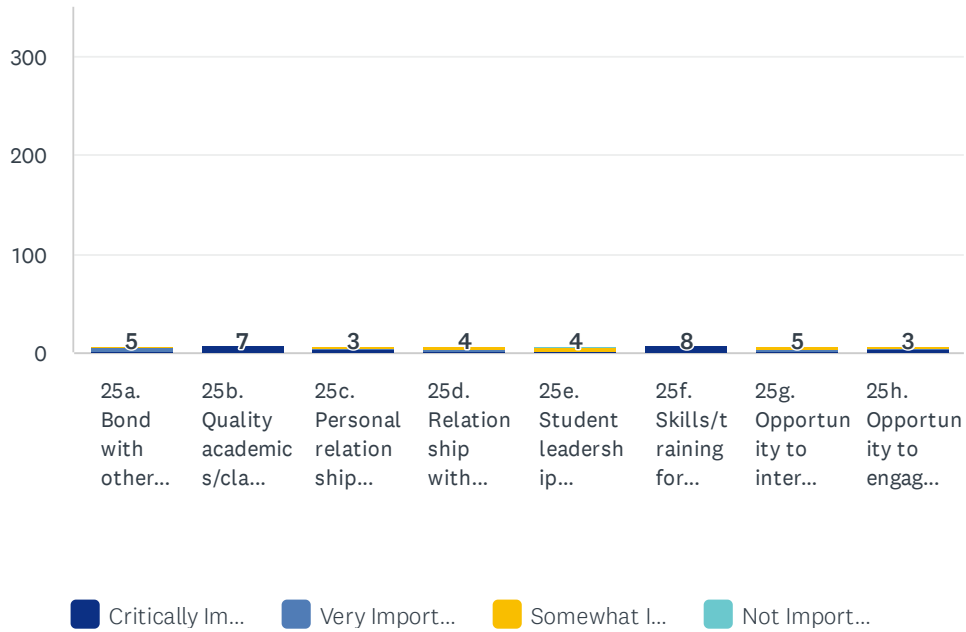
Answered: 7 Skipped: 2



	1	2	3	4	5	TOTAL	WEIGHTED AVERAGE
☆	0.00% 0	0.00% 0	0.00% 0	28.57% 2	71.43% 5	7	4.71

Q25 How important was each of the following to your experience as a student?

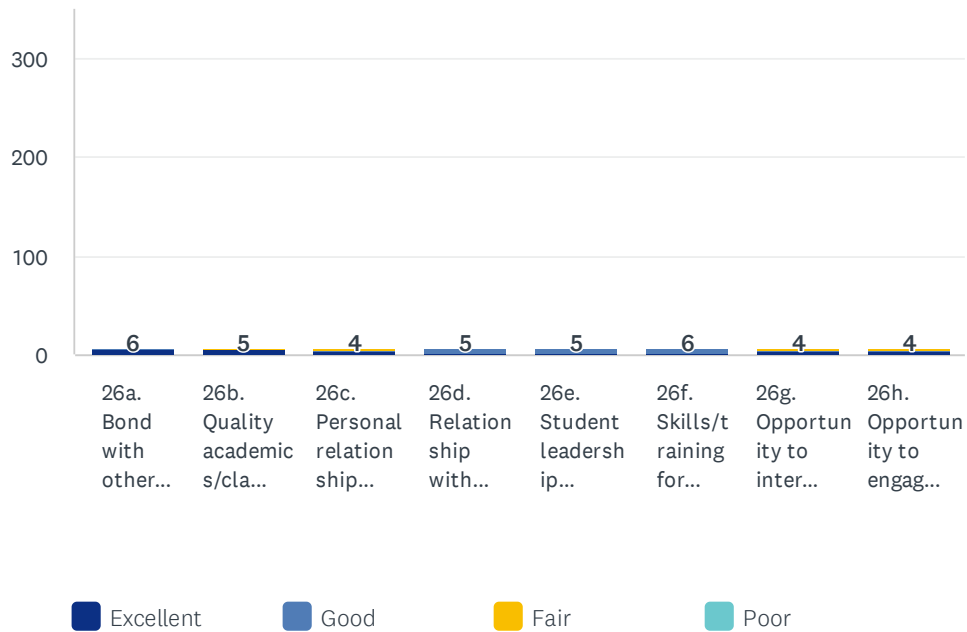
Answered: 8 Skipped: 1



	CRITICALLY IMPORTANT	VERY IMPORTANT	SOMEWHAT IMPORTANT	NOT IMPORTANT	TOTAL
25a. Bond with other students	12.50% 1	62.50% 5	12.50% 1	12.50% 1	8
25b. Quality academics/classes	87.50% 7	12.50% 1	0.00% 0	0.00% 0	8
25c. Personal relationship with faculty	37.50% 3	37.50% 3	25.00% 2	0.00% 0	8
25d. Relationship with administration and staff	12.50% 1	25.00% 2	50.00% 4	12.50% 1	8
25e. Student leadership opportunities	12.50% 1	12.50% 1	50.00% 4	25.00% 2	8
25f. Skills/training for career	100.00% 8	0.00% 0	0.00% 0	0.00% 0	8
25g. Opportunity to interact with alumni	12.50% 1	25.00% 2	62.50% 5	0.00% 0	8
25h. Opportunity to engage with the larger Atlanta community	37.50% 3	25.00% 2	25.00% 2	12.50% 1	8

Q26 How well did the RSPH do at providing the following experiences?

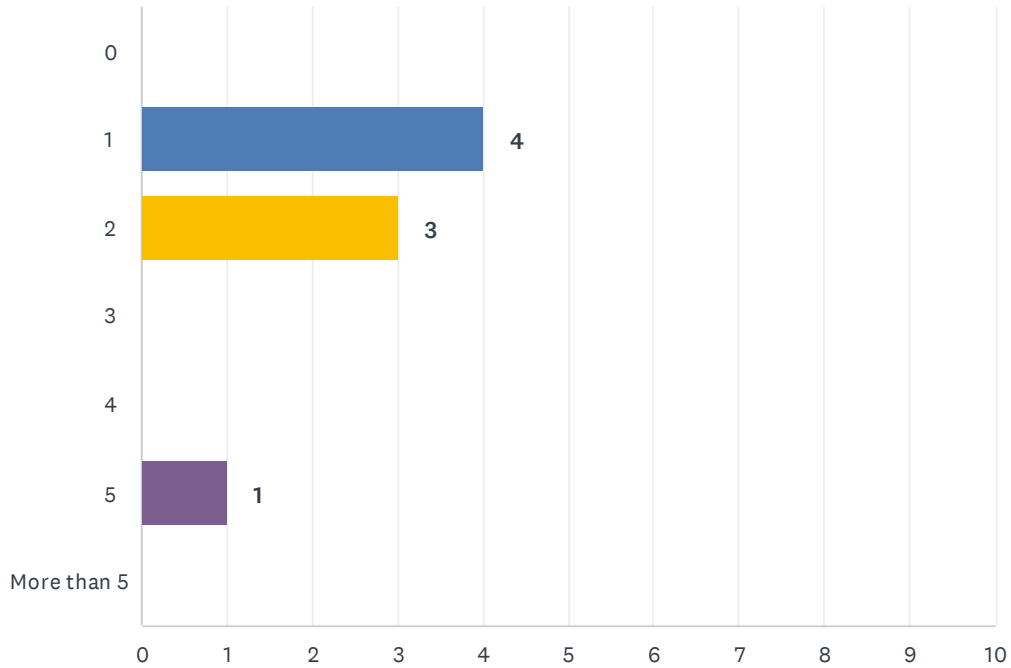
Answered: 8 Skipped: 1



	EXCELLENT	GOOD	FAIR	POOR	TOTAL
26a. Bond with other students	75.00% 6	12.50% 1	12.50% 1	0.00% 0	8
26b. Quality academics/classes	62.50% 5	12.50% 1	25.00% 2	0.00% 0	8
26c. Personal relationship with faculty	50.00% 4	12.50% 1	37.50% 3	0.00% 0	8
26d. Relationship with administration and staff	25.00% 2	62.50% 5	12.50% 1	0.00% 0	8
26e. Student leadership opportunities	25.00% 2	62.50% 5	12.50% 1	0.00% 0	8
26f. Skills/training for career	25.00% 2	75.00% 6	0.00% 0	0.00% 0	8
26g. Opportunity to interact with alumni	50.00% 4	25.00% 2	25.00% 2	0.00% 0	8
26h. Opportunity to engage with the larger Atlanta community	50.00% 4	25.00% 2	25.00% 2	0.00% 0	8

Q27 Since graduation from the RSPH, how many full-time positions have you held?

Answered: 8 Skipped: 1



ANSWER CHOICES	RESPONSES	
0	0.00%	0
1	50.00%	4
2	37.50%	3
3	0.00%	0
4	0.00%	0
5	12.50%	1
More than 5	0.00%	0
TOTAL		8