



EMORY

ROLLINS
SCHOOL OF
PUBLIC
HEALTH

HOW TO VIEW PREVIOUS COURSE EVALUATIONS

RSPH Students

Accessing Evaluations in Canvas

Course evaluations with 66% or higher response rate may be viewed by current students.

To view course evaluations prior to Fall 2020 [click here](#).

For full-term classes (Fall 2020 and later semesters) evaluation results are available in Canvas.

Accessing Evaluations in Canvas

Login to Canvas with
your Emory NetID and
Password

The screenshot shows the Canvas Dashboard interface. On the left is a dark sidebar with navigation icons and labels: Account (person icon), Dashboard (circular arrow icon), Courses (book icon), Calendar (calendar icon), Inbox (envelope icon), Commons (circular arrow icon), Help (question mark icon), and a back arrow at the bottom. The main content area is titled "Dashboard" and features a settings gear icon in the top right. It contains four content cards arranged in a 2x2 grid. The top-left card has a blue background with a bookshelf image and contains the text "Canvas Quick Start Site" and "TLT Canvas QS" with a link. The top-right card has a purple background and contains a link "About Canvas for Students" and "About SU16 Development" with a link. The bottom-left card has a purple background with a hand holding a smartphone and contains the text "Using Interactive Tools in Canvas" and "using interactive tools Development" with a link. The bottom-right card has a red background with computer monitors and contains the text "About Canvas for Students" and "About SU16 Development" with a link.

Account

Dashboard

Courses

Calendar

Inbox

Commons

Help

Dashboard

Canvas Quick Start Site
[TLT Canvas QS](#)

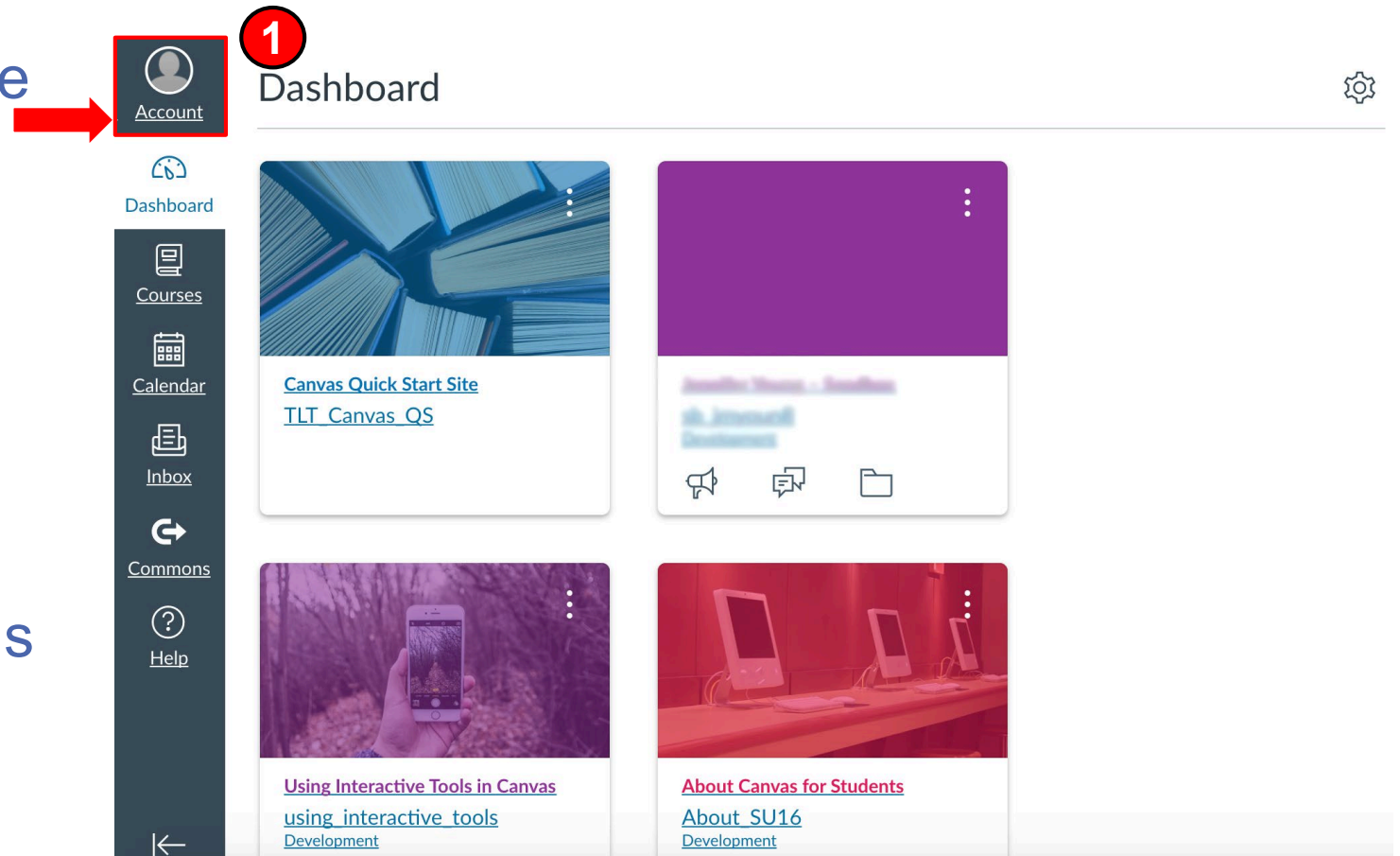
Using Interactive Tools in Canvas
[using interactive tools Development](#)

About Canvas for Students
[About SU16 Development](#)

Accessing Evaluations in Canvas

After logging into Canvas make the following selections:

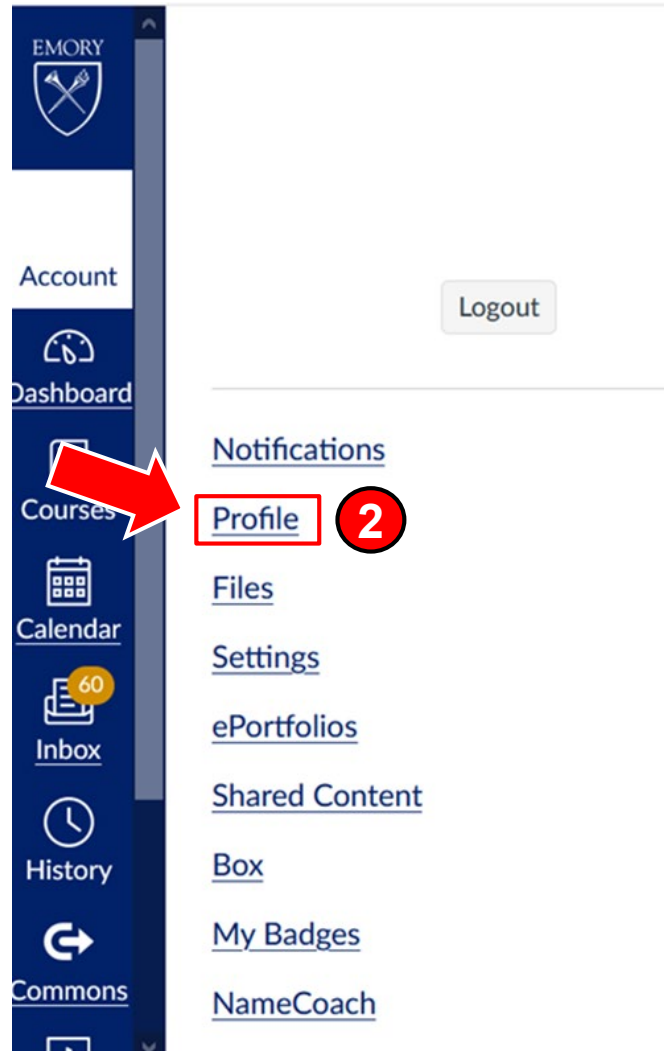
1. **Select Account**
2. Select Profile
3. Select Course Evaluations



Accessing Evaluations from Canvas

After logging into Canvas make the following selections:

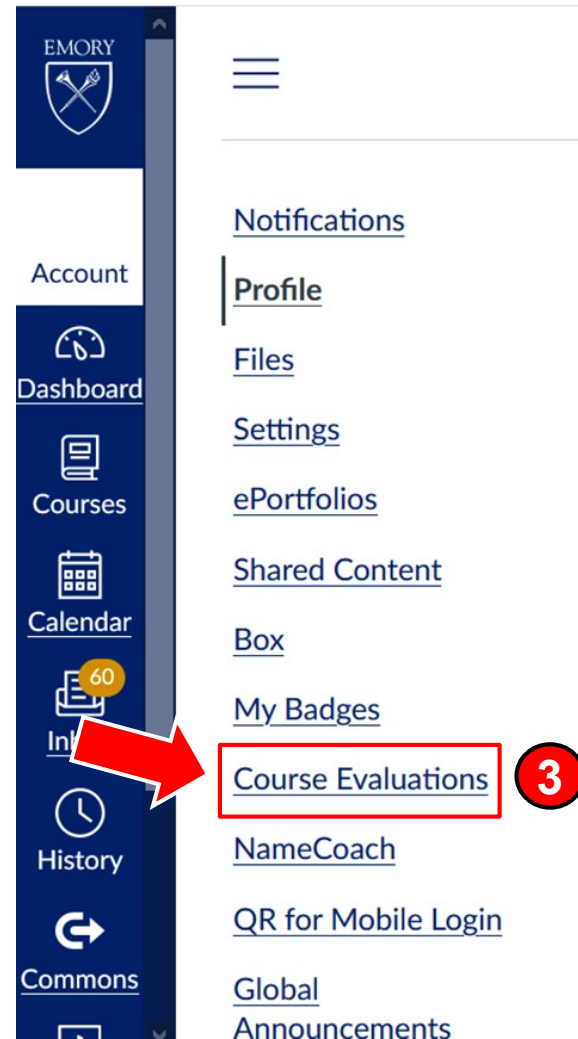
1. Select Account
2. **Select Profile**
3. Select Course Evaluations



Accessing Evaluations from Canvas

After logging into Canvas make the following selections:

1. Select Account
2. Select Profile
3. **Select Course Evaluations**
(allow a few seconds for this option to appear)



Search Tool



Faculty and Student Reporting



You should now see the search tool

From this screen you will be able to search for evaluations results by course or instructor

Search Tool



Faculty and Student Reporting

Course Code, or Course Title

or Instructor name



Enter the Course Subject and
Number here (e.g. BIOS 500)

Or

Enter the Instructor's
Name Here

Search Results

Faculty and Student Reporting

Course
BIOS 500

Instructor

Term
Show All

Year
Show All

Area
Show All

Question
Show All

Course : "BIOS 500"

FA20_BIOS_500_2
BIOS-500-2: Statistical Methods I - Fall 2020

Binongo, Jose N
5209 - Fall 2020
Biostatistics

▼ Questions

FA20_BIOS_500_4
BIOS-500-4: Statistical Methods I - Fall 2020

Moore, Renee
5209 - Fall 2020
Biostatistics

▼ Questions

FA20_BIOS_500_1
BIOS-500-1: Statistical Methods I - Fall 2020

Weiss, Paul
5209 - Fall 2020
Biostatistics

▼ Questions

A list of results will appear based off your search parameters

Search Results

Faculty and Student Reporting

Course

BIOS 500

Instructor

Term

Show All

Year

Show All

Area

Show All

Question

Show All

Search

Start Over

Course : "BIOS 500"

FA20_BIOS_500_2

BIOS-500-2: Statistical Methods I - Fall 2020

Bi

52

Bi

▼

FA

B

M

52

Bi

▼

FA20_BIOS_500_1

BIOS-500-1: Statistical Methods I - Fall 2020

Weiss, Paul

5209 - Fall 2020

Biostatistics

▼ Questions

You can edit your search at any point to broaden or narrow your results

Search Results



^ Questions

The overall pace at which topics were covered was:	Mean :
The classroom environment was respectful and inclusive of students' diverse background and ideas.	Mean :
About The Course : I learned a great deal in this course.	Mean :
About The Course : The course challenged and stimulated my thinking.	Mean :
About The Course : As a whole, the course was well organized.	Mean :
About The Course : The exams (or graded assignments) were a fair evaluation of my mastery of course learning objectives.	Mean :
About The Course : Assignments (exams, papers, projects, homework) were helpful in meeting course objectives.	Mean :
About [InstructorName] : Overall, the instructor was excellent.	Mean :
About [InstructorName] : The instructor clearly communicated objectives and course requirements.	Mean :
About [InstructorName] : The instructor clearly presented explanations of important concepts.	Mean :
About [InstructorName] : The instructor was respectful of students.	Mean :
About [InstructorName] : The instructor was accessible outside class.	Mean :

Clicking on the Questions arrow will expand the list of questions used in the evaluation

The mean and standard deviation will also appear for each question

Search Results

 Download PDF

To view the entire evaluation at once,
click the Download PDF button to
view the evaluation results.



EMORY

ROLLINS
SCHOOL OF
PUBLIC
HEALTH

QUESTIONS?

Please send all questions to
rsphenrollmentservices@emory.edu