

# Office of Career Development

## Biostatistics & Bioinformatics Graduate Employment Report 2017



EMORY

ROLLINS  
SCHOOL OF  
PUBLIC  
HEALTH

Department	Total Graduates	Total Respondents	Response Rate
BIOS	25	25	100%

- ✓ The Biostatistics & Bioinformatics (BIOS) Class of 2017, with 25 graduates, includes those who graduated in August 2016, December 2016 and May 2017.
- ✓ The graduation information is collected at graduation and the unemployed receive monthly follow-ups through the first-year post-graduation until employment or continuing education is secured.
- ✓ The information in this report is self-reported survey data provided by the graduate.
- ✓ Data collection for this report was completed in May 2018, at the 12<sup>th</sup> month after the May 2017 graduation.
- ✓ Information collected includes employment sector, salary range, amount of time spent job searching and number of resumes sent.

### Graduate Degree Status

Department	MPH	MSPH	Grand Total
BIOS	6	19	25

### Survey Respondents' Post-Graduation Employment Status

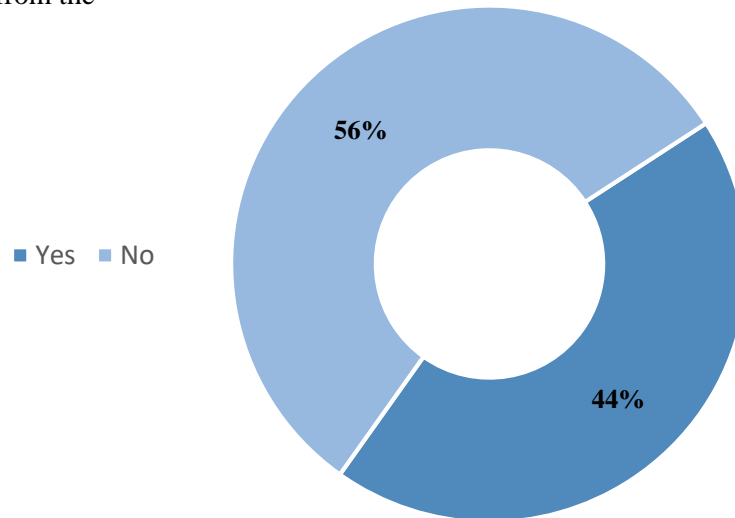
All 25 graduates from the Biostatistics & Bioinformatics Department provided their post-graduation employment status through the completion of the Graduate Information Survey within the 12-month data collection period.\*

	# of Graduates in Continuing Education	# of Graduates Not Seeking Work/Continuing Education	# of Graduates Seeking Work	# of Graduates Employed Full-time/Part-time	Did Not Respond to Survey (Unknown)	Total Graduates
<b>TOTAL</b>	<b>4</b>	<b>0</b>	<b>2</b>	<b>19</b>	<b>0</b>	<b>25</b>
<b>RATE</b>	<b>16%</b>	<b>0</b>	<b>8%</b>	<b>76%</b>	<b>0</b>	<b>100%</b>

\* The data captured in the table above is required by the Council on Education for Public Health (CEPH).

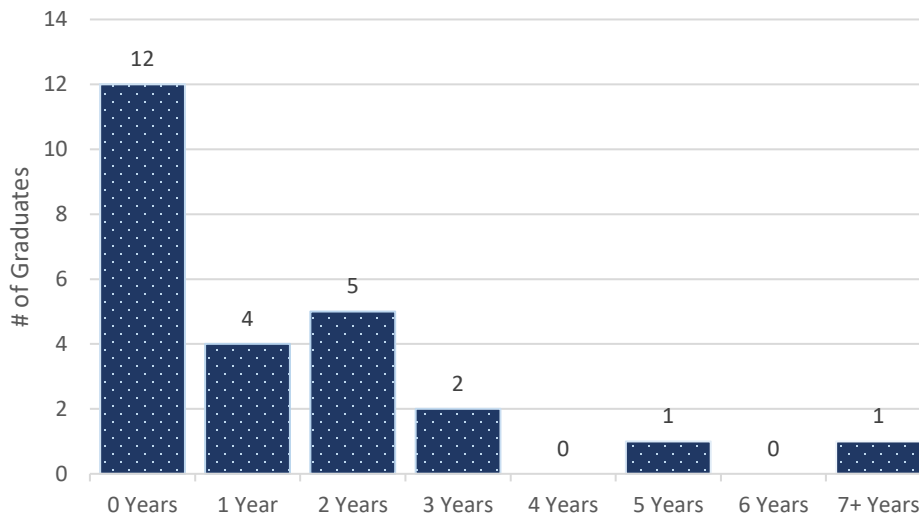
### International Student Status (N = 25)

This chart indicates the percentage of international student graduates from the BIOS department with a MPH/MSPH degree.



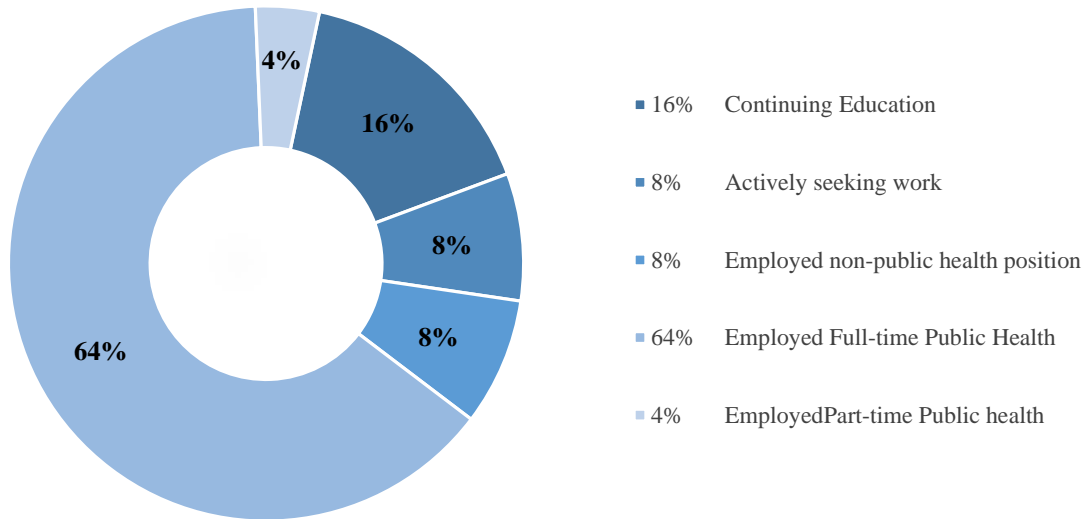
### Years of Prior Work Experience (N = 25)

Upon enrolling in the MPH/MSPH program at the RSPH, 48% of graduates reported having 0 years of prior work (public health and non-public health) experience.



## Employment Status (N = 25)

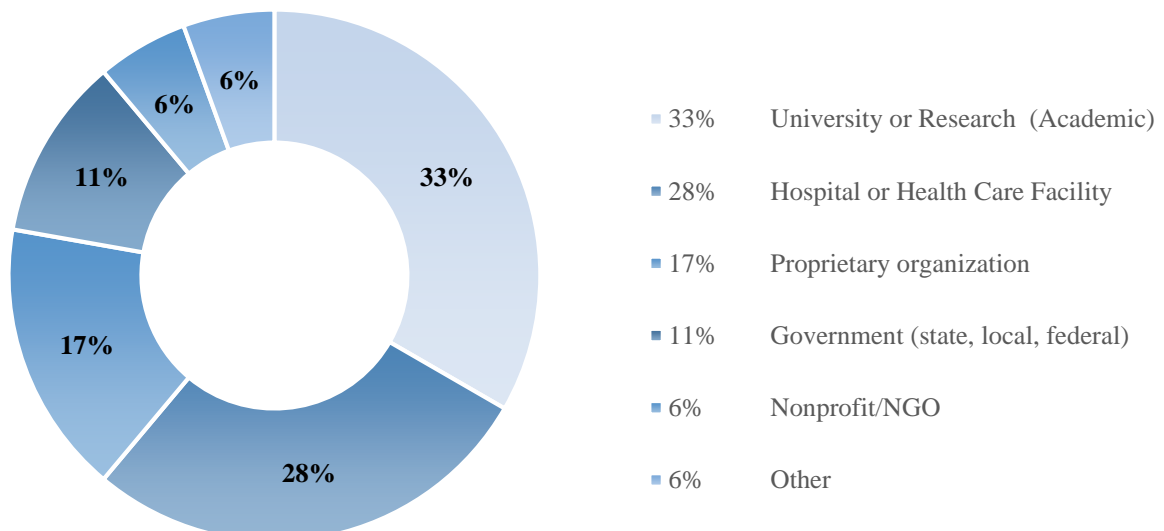
This chart indicates the employment status of the graduate class of 25 within 12 months post-graduation from the BIOS department.



The remainder of this report contains data from graduates reporting securing full-time/part-time employment. There were 19 graduates reporting securing full-time/part-time employment. Information on employer, sector, title, location and annual starting salary range was provided by 17-18 of the 25.

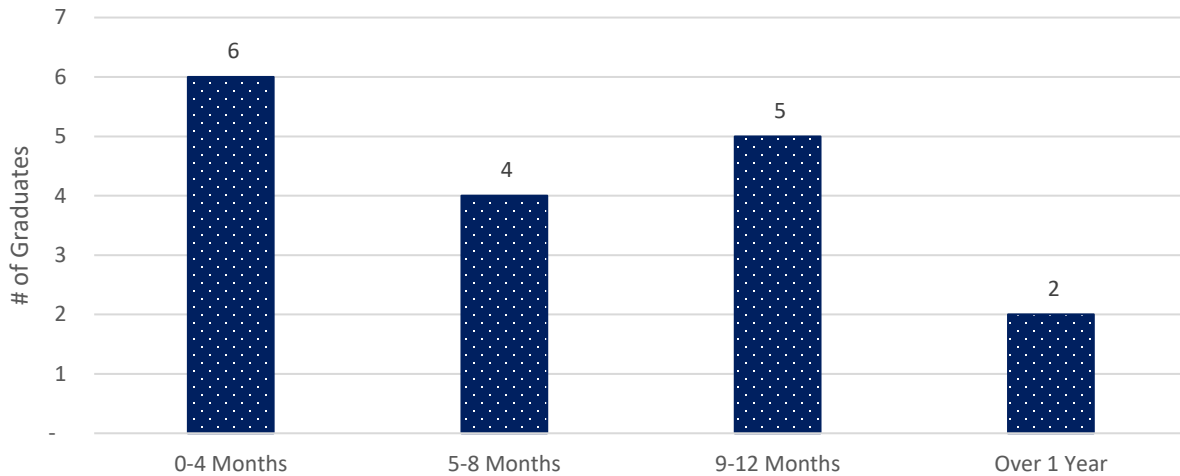
## Employment by Sector (N = 18)

Of the 18 reporting graduates that secured employment within 12-months post-graduation, 33% reported being employed with a university or research (academic) institution.



## Job Search Period (N = 17)

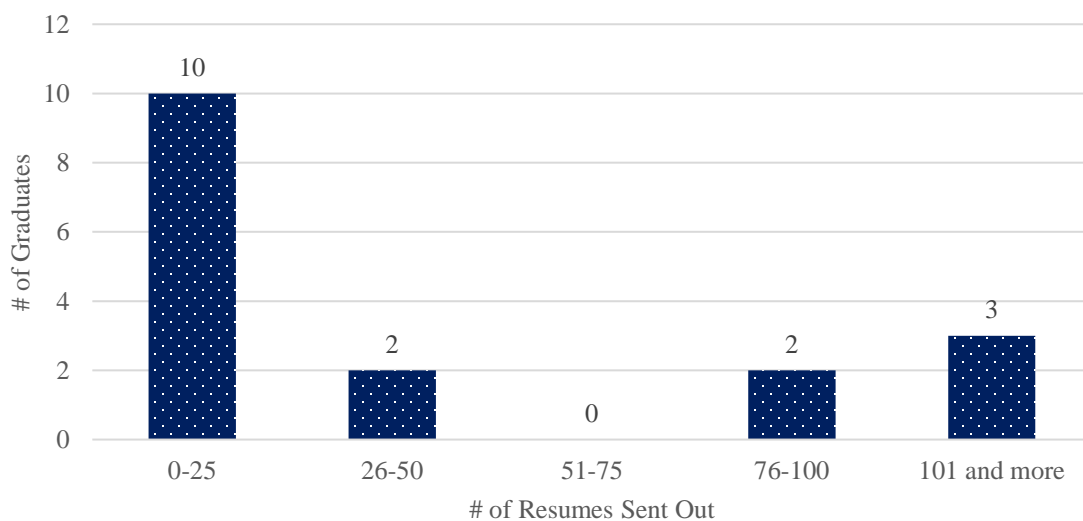
Within the first 4 months of starting the job search, 35% secured employment.\*



\*Many graduates begin seeking employment in the months prior to graduation.

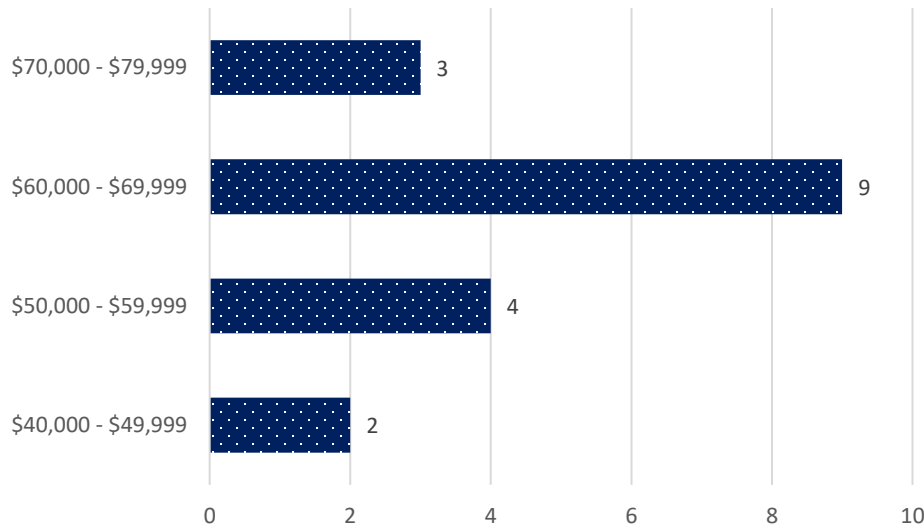
## Number of Resumes Sent Out (N = 17)

During the job search period, 59% of graduates sent out no more than 25 resumes (average job search period is shown in the graph above).



### Salary Range of Employed Graduates (N = 18)

The median starting annual salary range reported by BIOS graduates securing full-time/part-time employment is \$60,000 - \$69,999

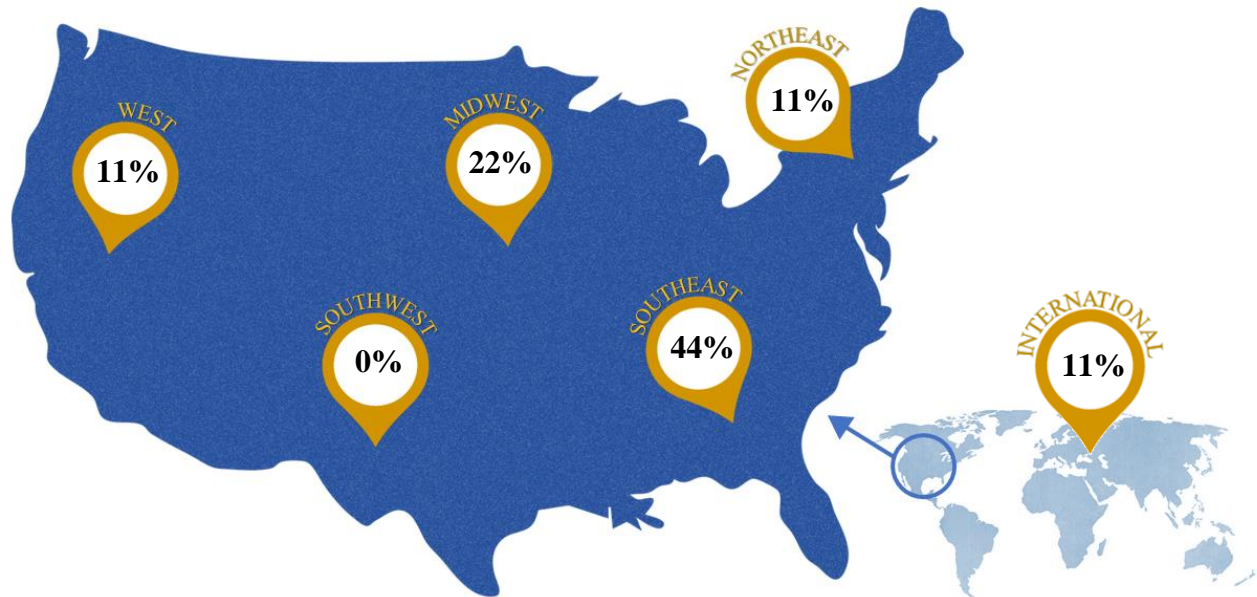


### Median Salary Range by Employment Sector (N = 18)

Employment Sector	% of Employed Graduates	Median Salary Range
University or Research Institute (Academic)	33%	\$50,000 - \$59,999
Government (State, Local, Federal)	11%	\$50,000 - \$59,999
Hospital or Health Care Delivery Facility	28%	\$60,000 - \$69,999
Nonprofit/NGO	6%	\$40,000 - \$49,999
Proprietary Organization	17%	\$60,000 - \$69,999
Private Practice/Self-Employed	-	-
Other	6%	\$70,000 - \$79,999

## Region of Employed Graduates (N = 18)

The region in which the 18 graduates reported being employed within 12-months post-graduation, along with percentage of employed graduates in the regions are represented below.

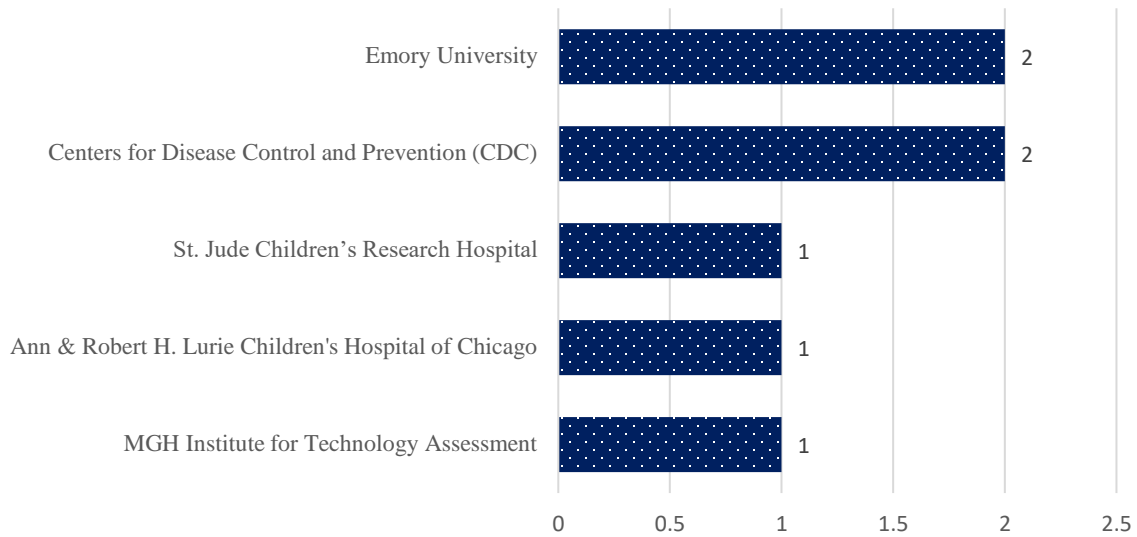


Region	# of Employed Graduates	% of Employed Graduates	Median Salary Range
International	2	11%	Not available*
Midwest	4	22%	\$60,000 - \$69,999
Northeast	2	11%	Not available*
Southeast	8	44%	\$50,000 - \$59,999
Southwest	-	-	-
West	2	11%	Not available*

\*There were not enough respondents to determine a median without compromising confidentiality.

### Top 5 Employers (N = 18)

The top 5 employers were identified from the organization names reported by graduates that accepted full-time/part-time employment within 12-months post-graduation.\*



\*Some graduates that identified CDC as their employer may also be ORISE fellows and vice versa



## 2017 Graduate Employers and Job Titles (N = 17)

The organization name and job title for the 17 graduates that reported this information appears in the table below.

ORGANIZATION NAME	JOB TITLE
Ann & Robert H. Lurie Children's Hospital of Chicago	Sr. Statistician
Centers for Disease Control and Preventions*	Research Fellow
	Scientific Data Analyst
Cincinnati Children Hospital Medical Center	Biostatistician
Cleveland Clinic Foundation	Biostatistician
Data Coordinating Center, University of Utah	Biostatistician II
Emory University	Analyst
	Research Informatics Analyst
Everest Clinical Research	Statistical Programmer
Harvard T. H. Chan School of Public Health	Biostatistician I
IHRC, Inc.	Statistician
MGH Institute for Technology Assessment	Programmer Analyst
Shun Feng Technology	Data Scientist
St. Jude Children's Research Hospital	Statistical Analyst
The Task Force for Global Health	Project Support Specialist
University of Florida	Data Management & Analyst II
Zimmer Biomet	Biostatistician

\*Some of the fellows may be on-site at CDC, but the information was not self-reported by the graduate.

## Location of Employed Graduates (N = 18)

Atlanta, GA*	Gainesville, FL
Boston, MA*	Memphis, TN
Chicago, IL	New Jersey
Cincinnati, OH	Salt Lake City, Utah
Cleveland, OH	Shenzhen, China
Decatur, GA	Warsaw, IN
Denver, CO	

\*Location reported by more than 1 graduate