



Office of Career Development

HUBERT DEPARTMENT
OF GLOBAL HEALTH
(GH)

2020 RSPH Alumni Survey Report

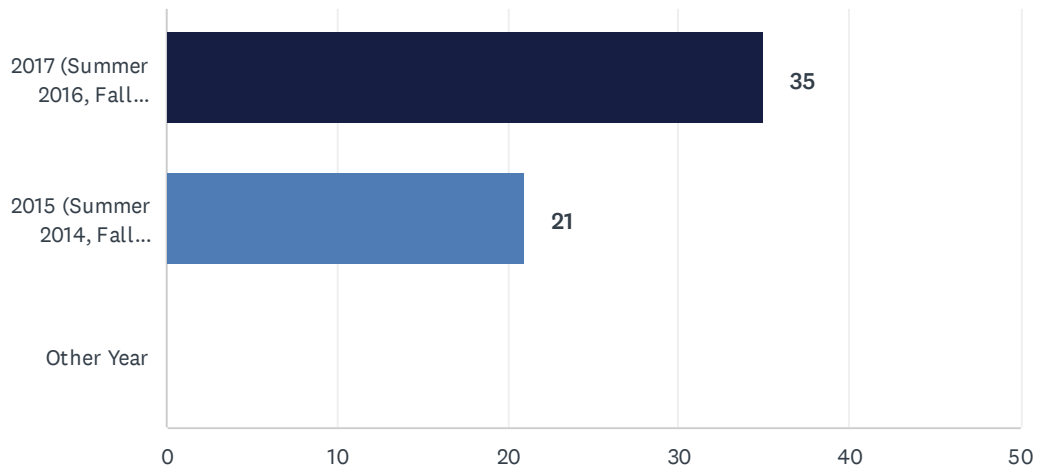


EMORY

ROLLINS
SCHOOL OF
PUBLIC
HEALTH

Q1 What year did you graduate from the RSPH?

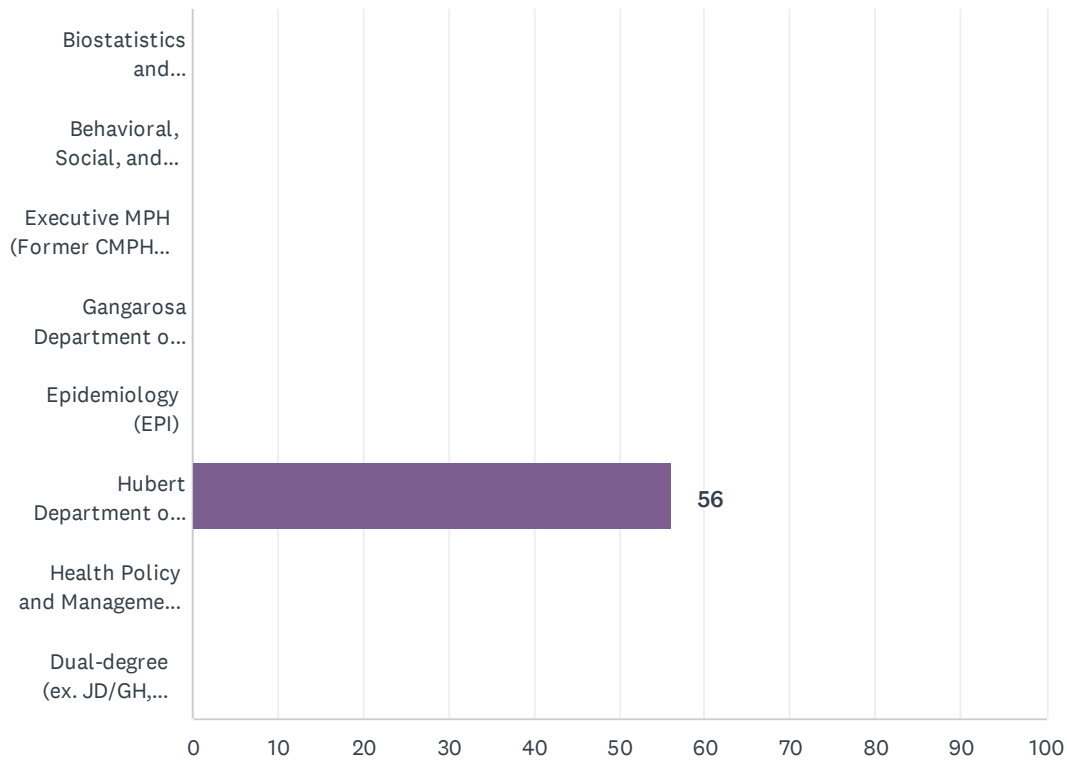
Answered: 56 Skipped: 0



ANSWER CHOICES	RESPONSES	
2017 (Summer 2016, Fall 2016, & Spring 2017)	62.50%	35
2015 (Summer 2014, Fall 2014, & Spring 2015)	37.50%	21
Other Year	0.00%	0
TOTAL		56

Q2 RSPH Department:

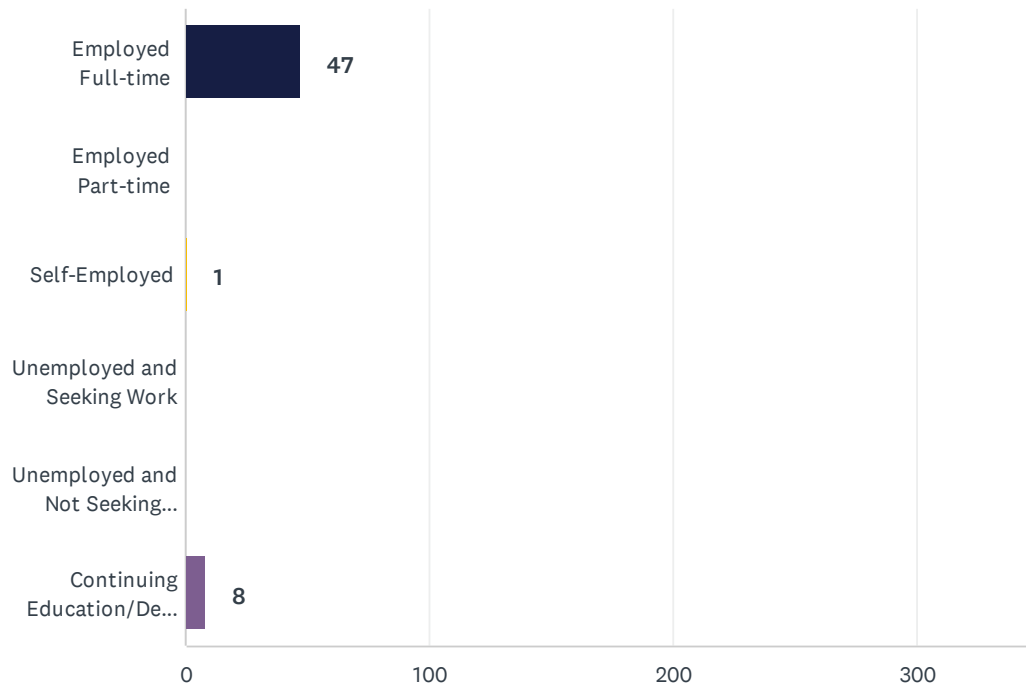
Answered: 56 Skipped: 0



ANSWER CHOICES	RESPONSES	
Biostatistics and Bioinformatics (BIOS)	0.00%	0
Behavioral, Social, and Health Education Sciences (BSHES) [Former Behavioral Sciences and Health Education (BSHE)]	0.00%	0
Executive MPH (Former CMPH Program)	0.00%	0
Gangarosa Department of Environmental Health (EH)	0.00%	0
Epidemiology (EPI)	0.00%	0
Hubert Department of Global Health (GH)	100.00%	56
Health Policy and Management (HPM)	0.00%	0
Dual-degree (ex. JD/GH, MD/BSHE, etc.)	0.00%	0
TOTAL		56

Q4 What is your current employment status?

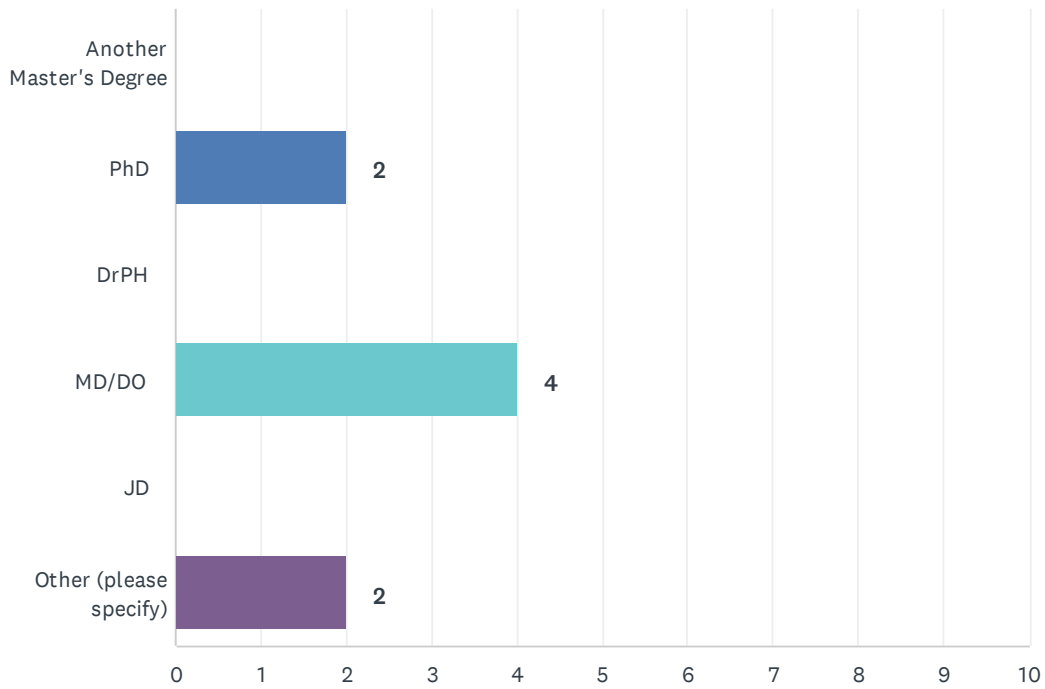
Answered: 56 Skipped: 0



ANSWER CHOICES	RESPONSES	
Employed Full-time	83.93%	47
Employed Part-time	0.00%	0
Self-Employed	1.79%	1
Unemployed and Seeking Work	0.00%	0
Unemployed and Not Seeking Work	0.00%	0
Continuing Education/Degree Seeking	14.29%	8
TOTAL		56

Q9 What degree are you seeking?

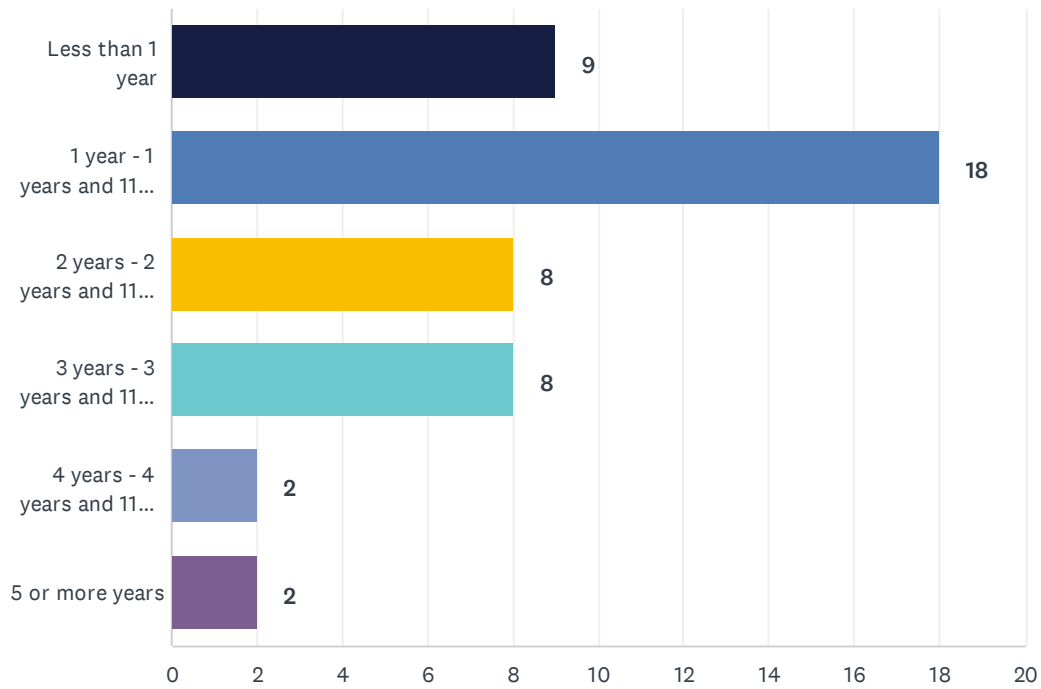
Answered: 8 Skipped: 48



ANSWER CHOICES	RESPONSES	
Another Master's Degree	0.00%	0
PhD	25.00%	2
DrPH	0.00%	0
MD/DO	50.00%	4
JD	0.00%	0
Other (please specify)	25.00%	2
TOTAL		8

Q12 How long have you been employed at your current job?

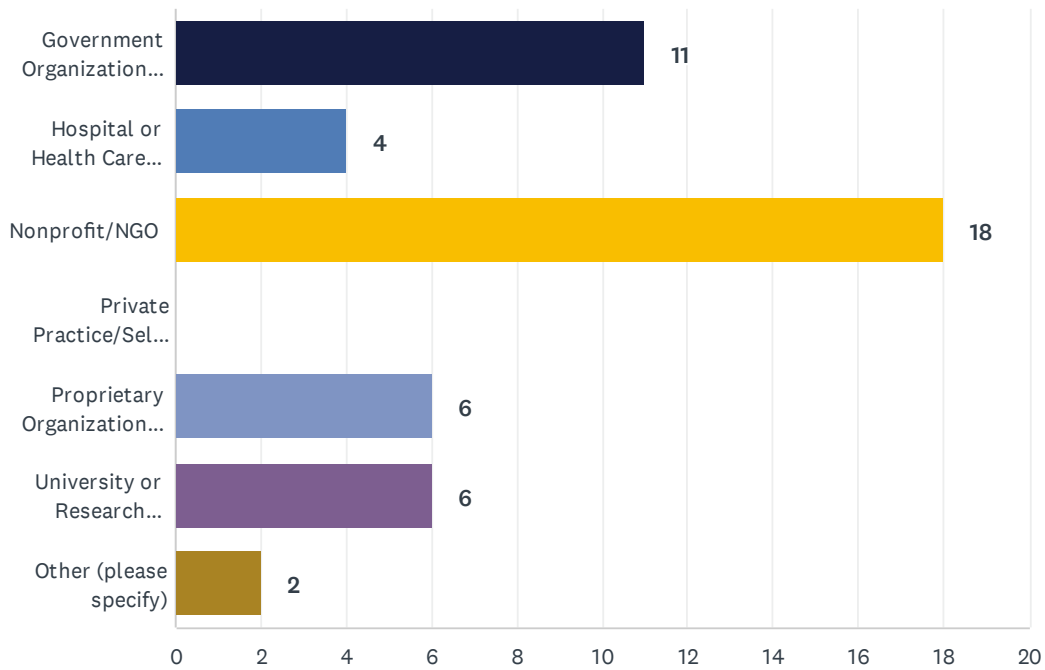
Answered: 47 Skipped: 9



ANSWER CHOICES	RESPONSES	
Less than 1 year	19.15%	9
1 year - 1 years and 11 months	38.30%	18
2 years - 2 years and 11 months	17.02%	8
3 years - 3 years and 11 months	17.02%	8
4 years - 4 years and 11 months	4.26%	2
5 or more years	4.26%	2
Total Respondents: 47		

Q13 Which one of the following best describes your employment sector?

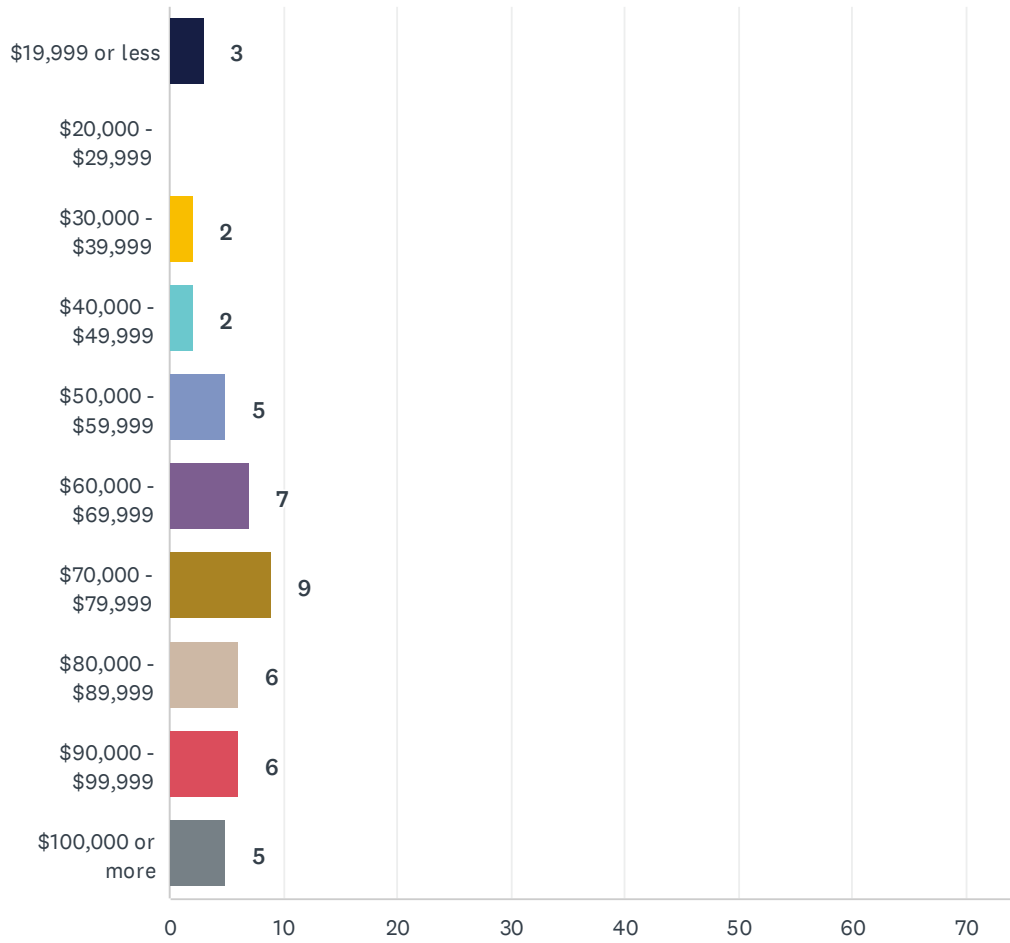
Answered: 47 Skipped: 9



ANSWER CHOICES	RESPONSES	
	Percentage	Count
Government Organization (Federal, State, Local)	23.40%	11
Hospital or Health Care Facility	8.51%	4
Nonprofit/NGO	38.30%	18
Private Practice/Self-Employed	0.00%	0
Proprietary Organizations (Industry, Pharmaceutical company, Consulting, Other For-Profit Org)	12.77%	6
University or Research Institution (e.g. Emory University)	12.77%	6
Other (please specify)	4.26%	2
TOTAL		47

Q14 Annual Salary Range:

Answered: 45 Skipped: 11

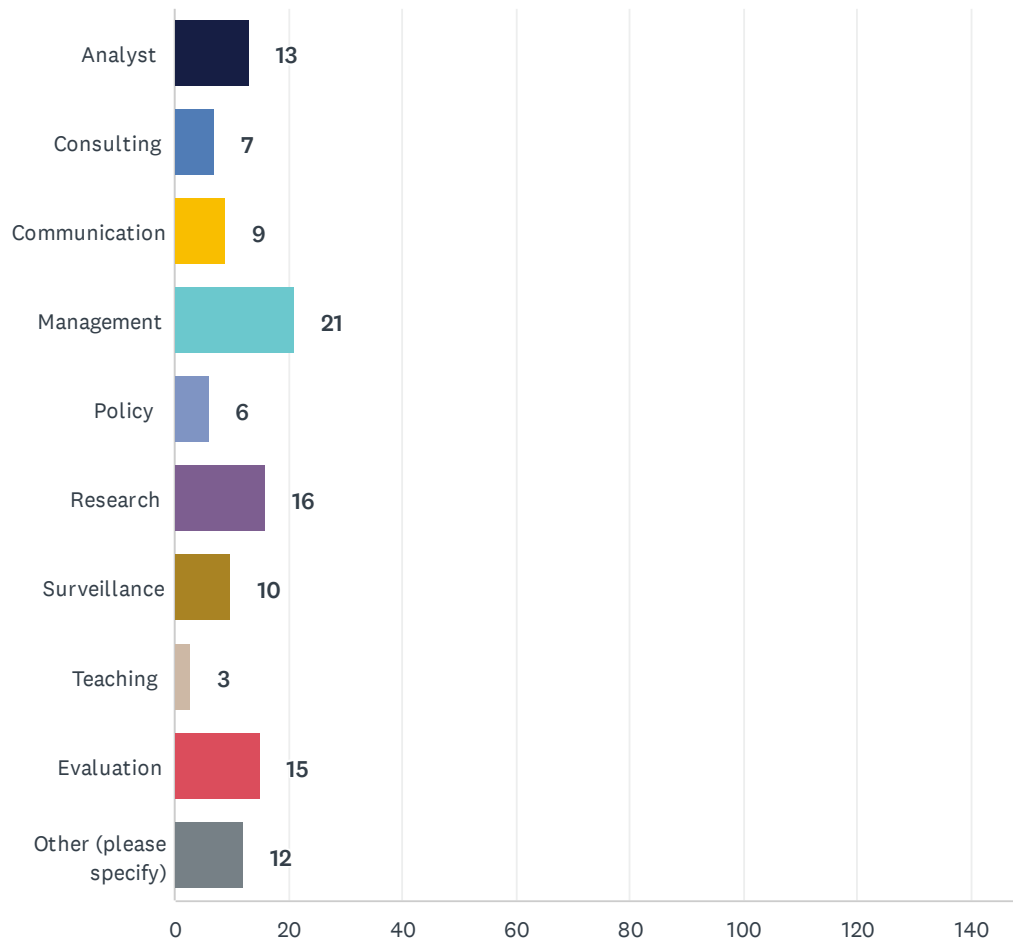


RSPH 3 & 5 Year Post-Grad Alumni Survey (2020)

ANSWER CHOICES	RESPONSES	
\$19,999 or less	6.67%	3
\$20,000 - \$29,999	0.00%	0
\$30,000 - \$39,999	4.44%	2
\$40,000 - \$49,999	4.44%	2
\$50,000 - \$59,999	11.11%	5
\$60,000 - \$69,999	15.56%	7
\$70,000 - \$79,999	20.00%	9
\$80,000 - \$89,999	13.33%	6
\$90,000 - \$99,999	13.33%	6
\$100,000 or more	11.11%	5
TOTAL		45

Q15 Which category best describes your job duties? (Check all that apply)

Answered: 47 Skipped: 9

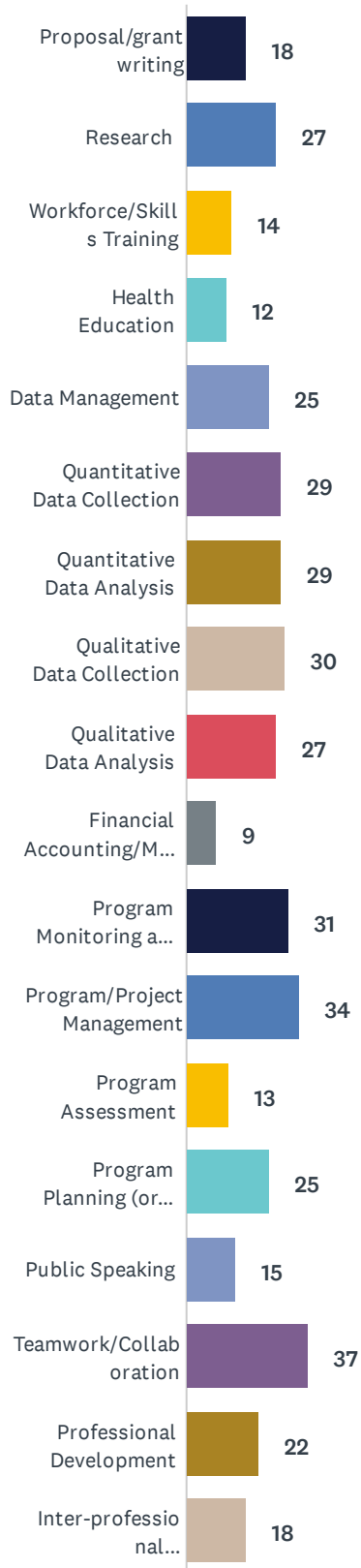


RSPH 3 & 5 Year Post-Grad Alumni Survey (2020)

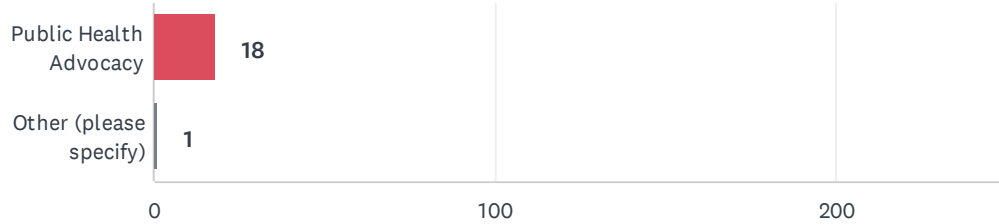
ANSWER CHOICES	RESPONSES	
Analyst	27.66%	13
Consulting	14.89%	7
Communication	19.15%	9
Management	44.68%	21
Policy	12.77%	6
Research	34.04%	16
Surveillance	21.28%	10
Teaching	6.38%	3
Evaluation	31.91%	15
Other (please specify)	25.53%	12
Total Respondents: 47		

Q16 What skills prepared you for the job you currently have? (Check all that apply)

Answered: 46 Skipped: 10



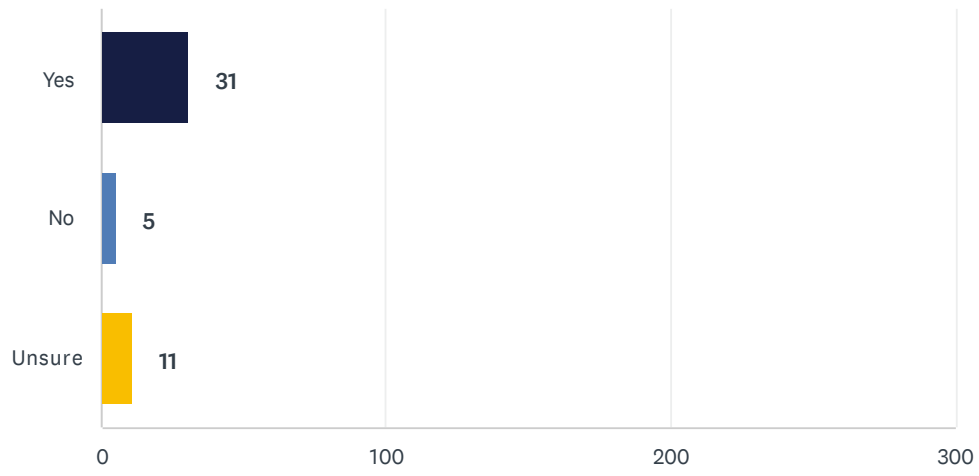
RSPH 3 & 5 Year Post-Grad Alumni Survey (2020)



ANSWER CHOICES	RESPONSES	
Proposal/grant writing	39.13%	18
Research	58.70%	27
Workforce/Skills Training	30.43%	14
Health Education	26.09%	12
Data Management	54.35%	25
Quantitative Data Collection	63.04%	29
Quantitative Data Analysis	63.04%	29
Qualitative Data Collection	65.22%	30
Qualitative Data Analysis	58.70%	27
Financial Accounting/Management/Budgeting	19.57%	9
Program Monitoring and Evaluation	67.39%	31
Program/Project Management	73.91%	34
Program Assessment	28.26%	13
Program Planning (or Development)	54.35%	25
Public Speaking	32.61%	15
Teamwork/Collaboration	80.43%	37
Professional Development	47.83%	22
Inter-professional Collaboration	39.13%	18
Public Health Advocacy	39.13%	18
Other (please specify)	2.17%	1
Total Respondents: 46		

Q17 Does your current employer hire doctoral trained employees?

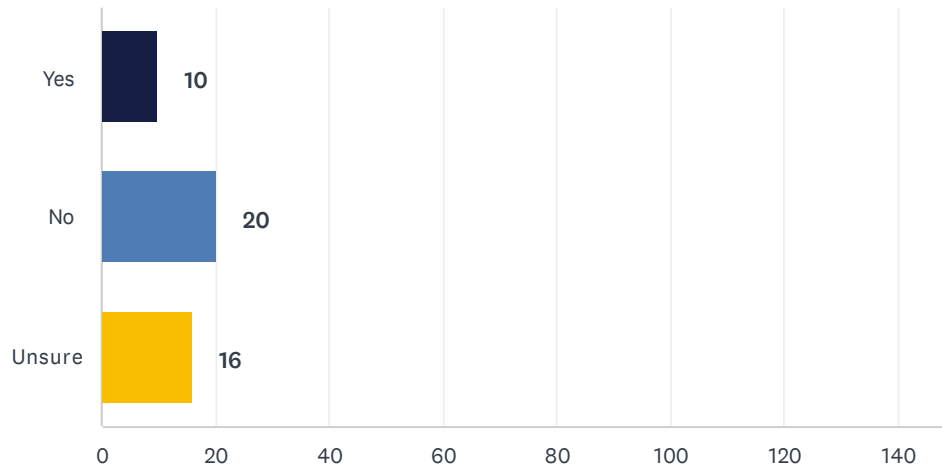
Answered: 47 Skipped: 9



ANSWER CHOICES	RESPONSES	
Yes	65.96%	31
No	10.64%	5
Unsure	23.40%	11
TOTAL		47

Q18 Does your current employer hire Rollins students (i.e. part-time, REAL, internships, applied practice experience [previously called practicum] positions)?

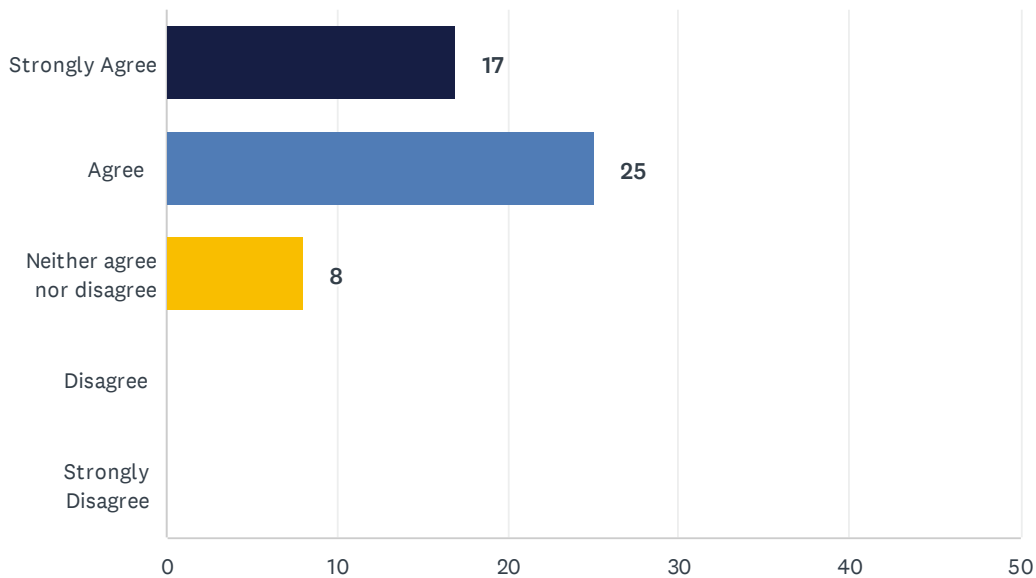
Answered: 46 Skipped: 10



ANSWER CHOICES	RESPONSES	
Yes	21.74%	10
No	43.48%	20
Unsure	34.78%	16
TOTAL		46

Q19 The course work (including applied practice experience/practicum, thesis and/or capstone) at RSPH provided me with the basic competencies and skills required for working in public health/current field.

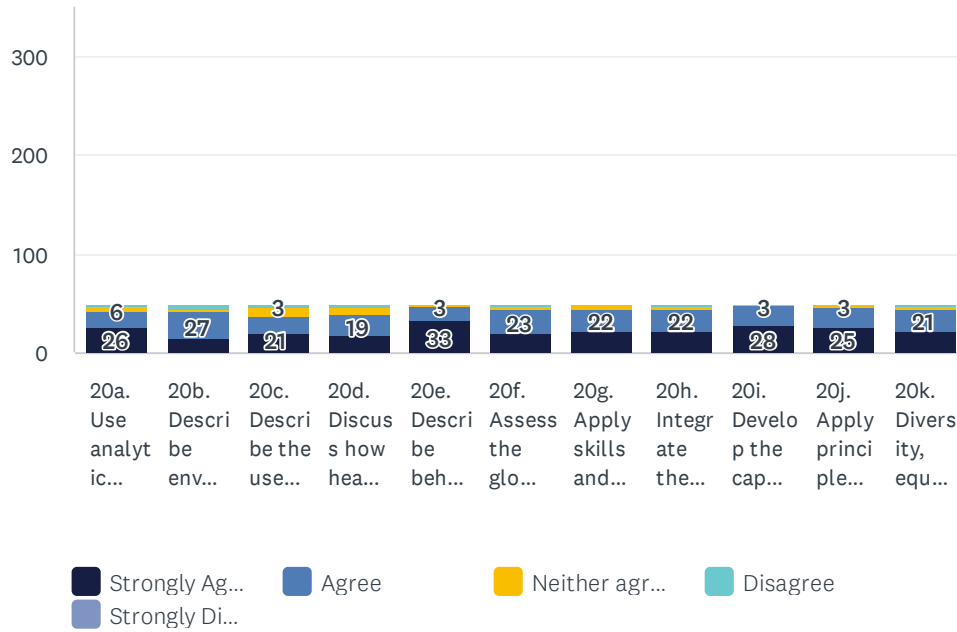
Answered: 50 Skipped: 6



ANSWER CHOICES	RESPONSES	
Strongly Agree	34.00%	17
Agree	50.00%	25
Neither agree nor disagree	16.00%	8
Disagree	0.00%	0
Strongly Disagree	0.00%	0
TOTAL		50

Q20 I have attained and had the ability to apply the following 11 competencies post-graduation in a past/current job:

Answered: 50 Skipped: 6

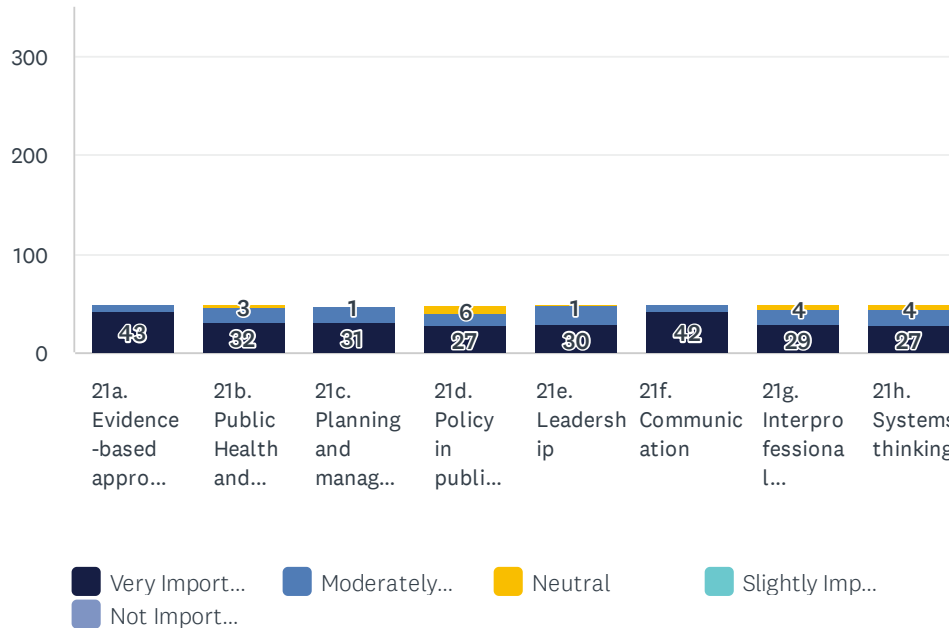


RSPH 3 & 5 Year Post-Grad Alumni Survey (2020)

	STRONGLY AGREE	AGREE	NEITHER AGREE NOR DISAGREE	DISAGREE	STRONGLY DISAGREE	TOTAL	WEIGHTED AVERAGE
20a. Use analytic reasoning and quantitative methods to address questions in public health and population-based research	52.00% 26	32.00% 16	12.00% 6	2.00% 1	2.00% 1	50	4.30
20b. Describe environmental conditions, including biological, physical and chemical factors that affect the health of individuals, communities and populations	30.00% 15	54.00% 27	6.00% 3	8.00% 4	2.00% 1	50	4.02
20c. Describe the use of epidemiology methods to study the etiology and control of disease and injury in populations	42.00% 21	32.00% 16	18.00% 9	6.00% 3	2.00% 1	50	4.06
20d. Discuss how health policy and finance affect the delivery, quality, access and costs of health care for individuals, communities and populations	38.00% 19	38.00% 19	16.00% 8	6.00% 3	2.00% 1	50	4.04
20e. Describe behavioral, social and cultural factors that contribute to the health and well-being of individuals, communities and populations	66.00% 33	28.00% 14	6.00% 3	0.00% 0	0.00% 0	50	4.60
20f. Assess the global forces that influence the health of culturally diverse populations around the world	42.00% 21	46.00% 23	6.00% 3	6.00% 3	0.00% 0	50	4.24
20g. Apply skills and knowledge in public health setting(s) through planned and supervised experience(s) related to professional career objectives	44.00% 22	44.00% 22	10.00% 5	2.00% 1	0.00% 0	50	4.30
20h. Integrate the broad base of public health knowledge and skills acquired from coursework, practicum and other learning activities into a culminating experience (thesis, special studies project, capstone)	46.00% 23	44.00% 22	4.00% 2	6.00% 3	0.00% 0	50	4.30
20i. Develop the capacity for lifelong learning in public health	56.00% 28	38.00% 19	6.00% 3	0.00% 0	0.00% 0	50	4.50
20j. Apply principles of ethical conduct to public health practice	50.00% 25	42.00% 21	6.00% 3	2.00% 1	0.00% 0	50	4.40
20k. Diversity, equity and inclusion practices	46.94% 23	42.86% 21	6.12% 3	4.08% 2	0.00% 0	49	4.33

Q21 Reflecting on your experience, how important are each of the following skills for job readiness as a public health professional?

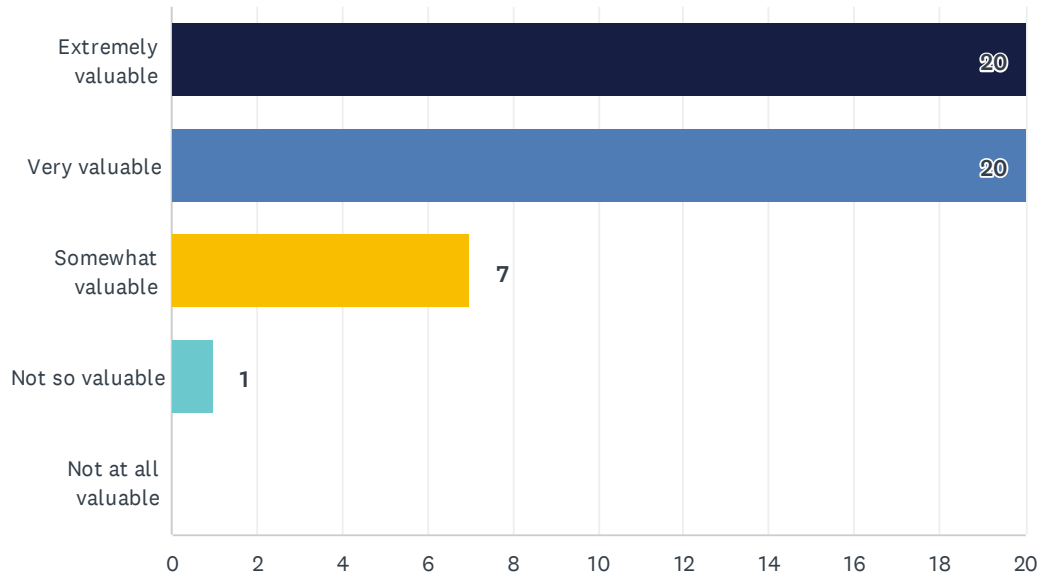
Answered: 49 Skipped: 7



	VERY IMPORTANT	MODERATELY IMPORTANT	NEUTRAL	SLIGHTLY IMPORTANT	NOT IMPORTANT	TOTAL	WEIGHTED AVERAGE
21a. Evidence-based approaches to public health	87.76% 43	12.24% 6	0.00% 0	0.00% 0	0.00% 0	49	4.88
21b. Public Health and health care systems	65.31% 32	28.57% 14	6.12% 3	0.00% 0	0.00% 0	49	4.59
21c. Planning and management to promote health	64.58% 31	33.33% 16	2.08% 1	0.00% 0	0.00% 0	48	4.63
21d. Policy in public health	56.25% 27	29.17% 14	12.50% 6	2.08% 1	0.00% 0	48	4.40
21e. Leadership	61.22% 30	36.73% 18	2.04% 1	0.00% 0	0.00% 0	49	4.59
21f. Communication	85.71% 42	14.29% 7	0.00% 0	0.00% 0	0.00% 0	49	4.86
21g. Interprofessional practice	59.18% 29	32.65% 16	8.16% 4	0.00% 0	0.00% 0	49	4.51
21h. Systems thinking	55.10% 27	36.73% 18	8.16% 4	0.00% 0	0.00% 0	49	4.47

Q23 Based on your career interests and goals, how valuable is/was your RSPH MPH or MSPH degree in the job market?

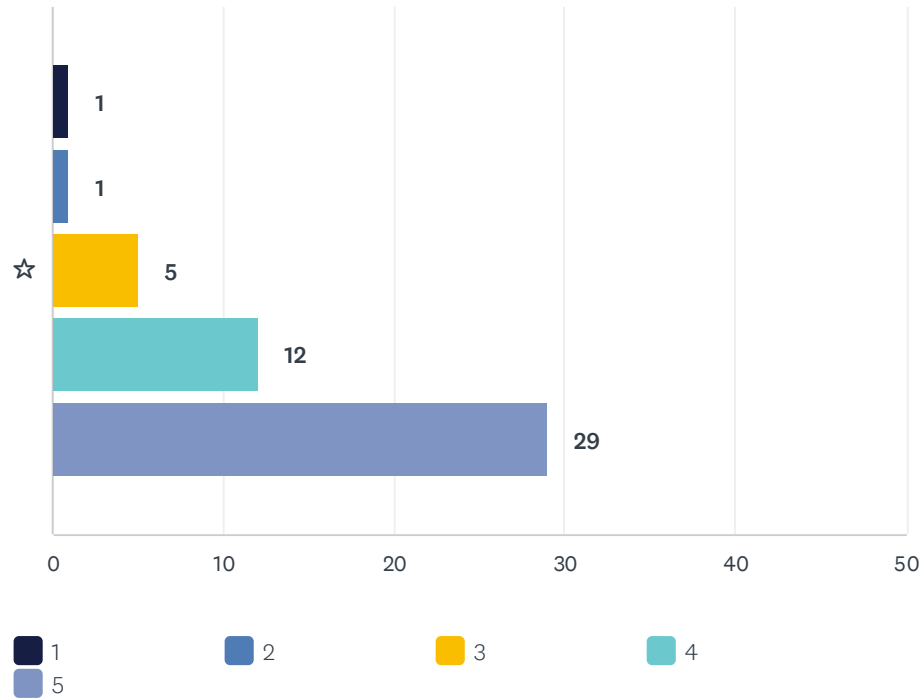
Answered: 48 Skipped: 8



ANSWER CHOICES	RESPONSES	
Extremely valuable	41.67%	20
Very valuable	41.67%	20
Somewhat valuable	14.58%	7
Not so valuable	2.08%	1
Not at all valuable	0.00%	0
TOTAL		48

Q24 How would you rate your decision to attend the RSPH?

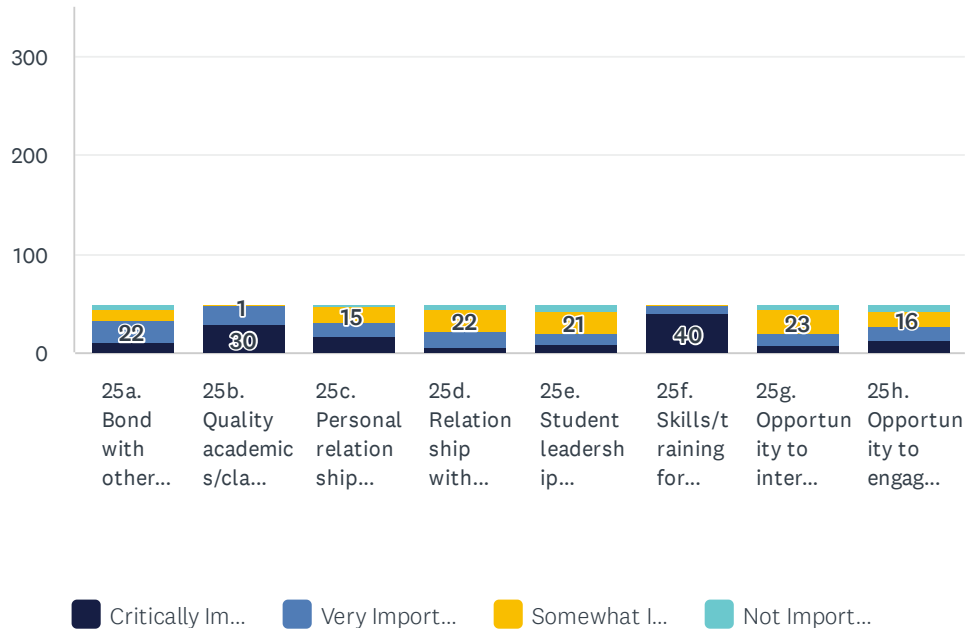
Answered: 48 Skipped: 8



	1	2	3	4	5	TOTAL	WEIGHTED AVERAGE
☆	2.08% 1	2.08% 1	10.42% 5	25.00% 12	60.42% 29	48	4.40

Q25 How important was each of the following to your experience as a student?

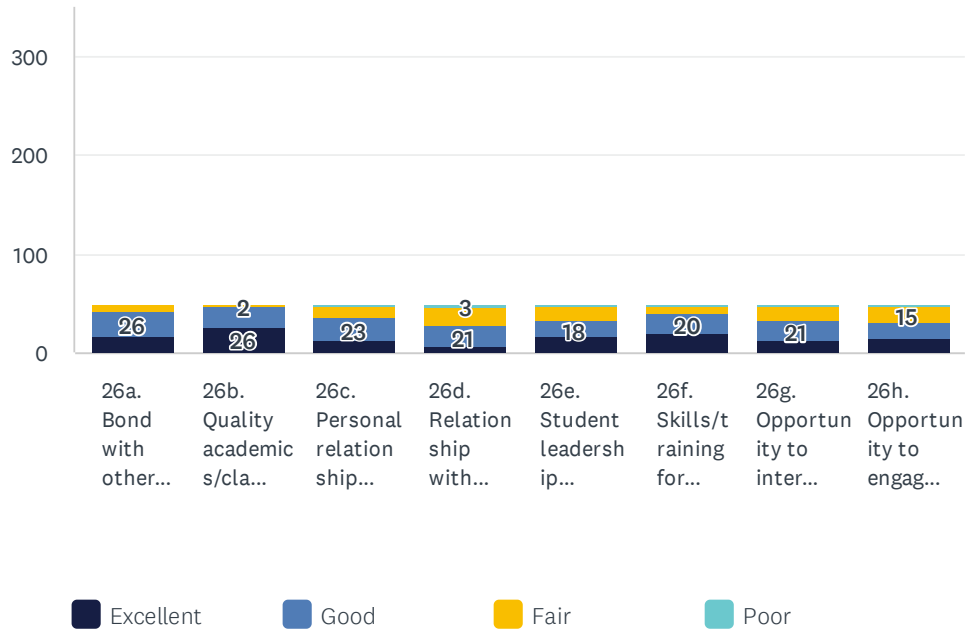
Answered: 49 Skipped: 7



	CRITICALLY IMPORTANT	VERY IMPORTANT	SOMEWHAT IMPORTANT	NOT IMPORTANT	TOTAL
25a. Bond with other students	22.45% 11	44.90% 22	24.49% 12	8.16% 4	49
25b. Quality academics/classes	61.22% 30	36.73% 18	2.04% 1	0.00% 0	49
25c. Personal relationship with faculty	32.65% 16	32.65% 16	30.61% 15	4.08% 2	49
25d. Relationship with administration and staff	12.24% 6	32.65% 16	44.90% 22	10.20% 5	49
25e. Student leadership opportunities	18.37% 9	24.49% 12	42.86% 21	14.29% 7	49
25f. Skills/training for career	81.63% 40	14.29% 7	4.08% 2	0.00% 0	49
25g. Opportunity to interact with alumni	16.33% 8	26.53% 13	46.94% 23	10.20% 5	49
25h. Opportunity to engage with the larger Atlanta community	26.53% 13	28.57% 14	32.65% 16	12.24% 6	49

Q26 How well did the RSPH do at providing the following experiences?

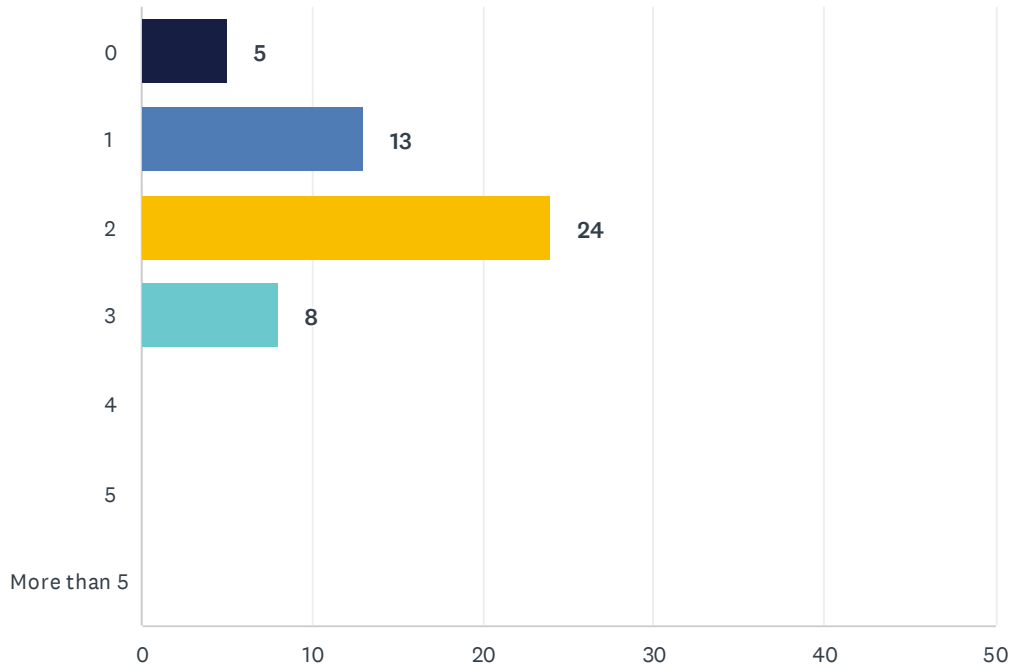
Answered: 49 Skipped: 7



	EXCELLENT	GOOD	FAIR	POOR	TOTAL
26a. Bond with other students	34.69% 17	53.06% 26	12.24% 6	0.00% 0	49
26b. Quality academics/classes	53.06% 26	42.86% 21	4.08% 2	0.00% 0	49
26c. Personal relationship with faculty	26.53% 13	46.94% 23	22.45% 11	4.08% 2	49
26d. Relationship with administration and staff	14.29% 7	42.86% 21	36.73% 18	6.12% 3	49
26e. Student leadership opportunities	32.65% 16	36.73% 18	28.57% 14	2.04% 1	49
26f. Skills/training for career	40.82% 20	40.82% 20	14.29% 7	4.08% 2	49
26g. Opportunity to interact with alumni	24.49% 12	42.86% 21	28.57% 14	4.08% 2	49
26h. Opportunity to engage with the larger Atlanta community	28.57% 14	36.73% 18	30.61% 15	4.08% 2	49

Q27 Since graduation from the RSPH, how many full-time positions have you held?

Answered: 50 Skipped: 6



ANSWER CHOICES	RESPONSES	
0	10.00%	5
1	26.00%	13
2	48.00%	24
3	16.00%	8
4	0.00%	0
5	0.00%	0
More than 5	0.00%	0
TOTAL		50