



Office of Career Development

EXECUTIVE MASTER OF PUBLIC HEALTH PROGRAM (EMPH)

2019 RSPH Alumni Survey Report

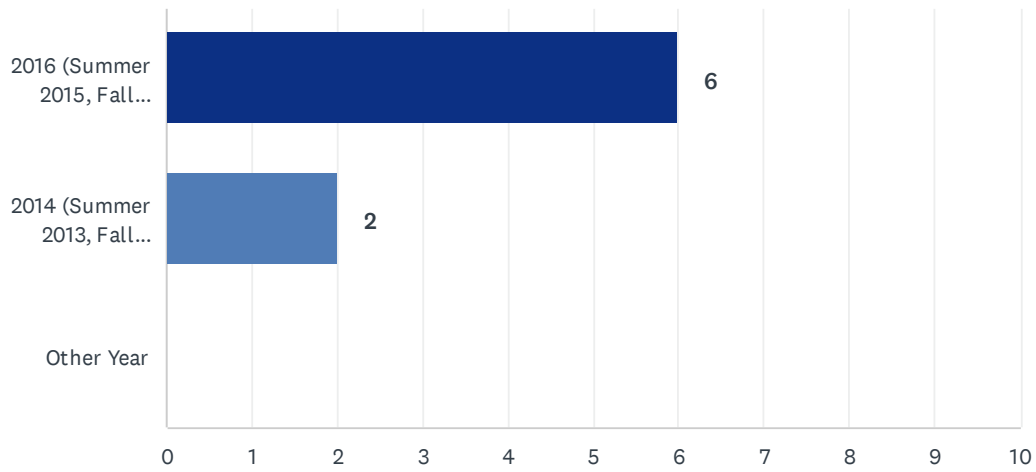


EMORY

ROLLINS
SCHOOL OF
PUBLIC
HEALTH

Q1 What year did you graduate from the RSPH?

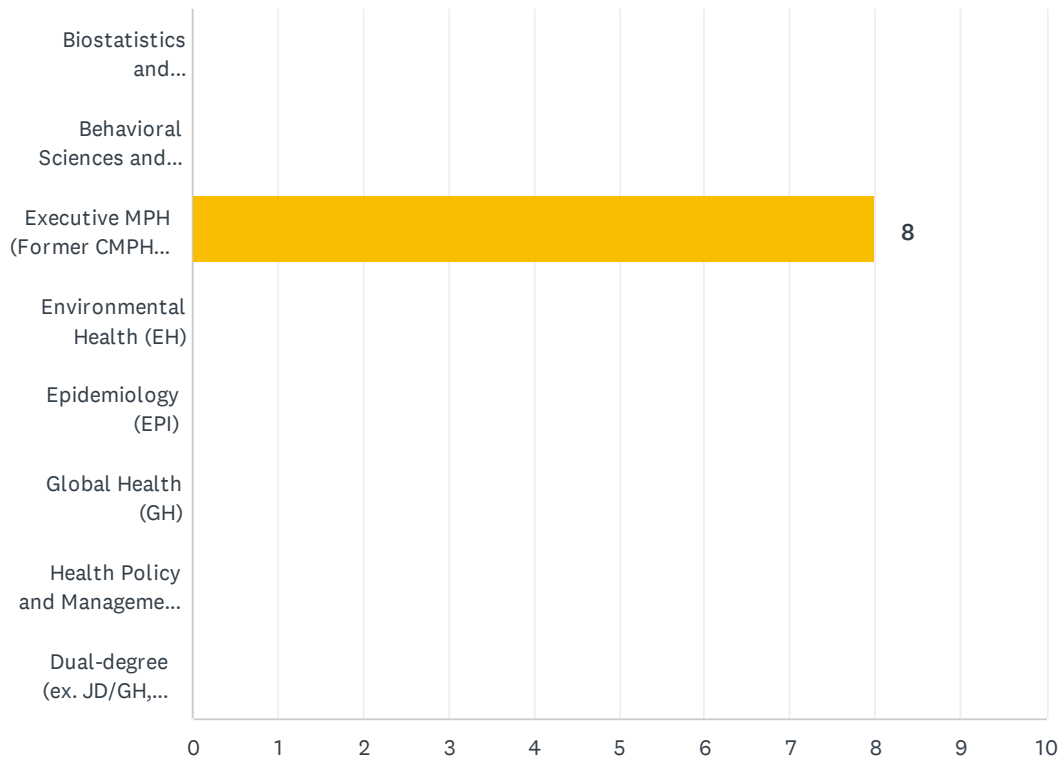
Answered: 8 Skipped: 0



ANSWER CHOICES	RESPONSES	
2016 (Summer 2015, Fall 2015, & Spring 2016)	75.00%	6
2014 (Summer 2013, Fall 2013, & Spring 2014)	25.00%	2
Other Year	0.00%	0
TOTAL		8

Q2 RSPH Department:

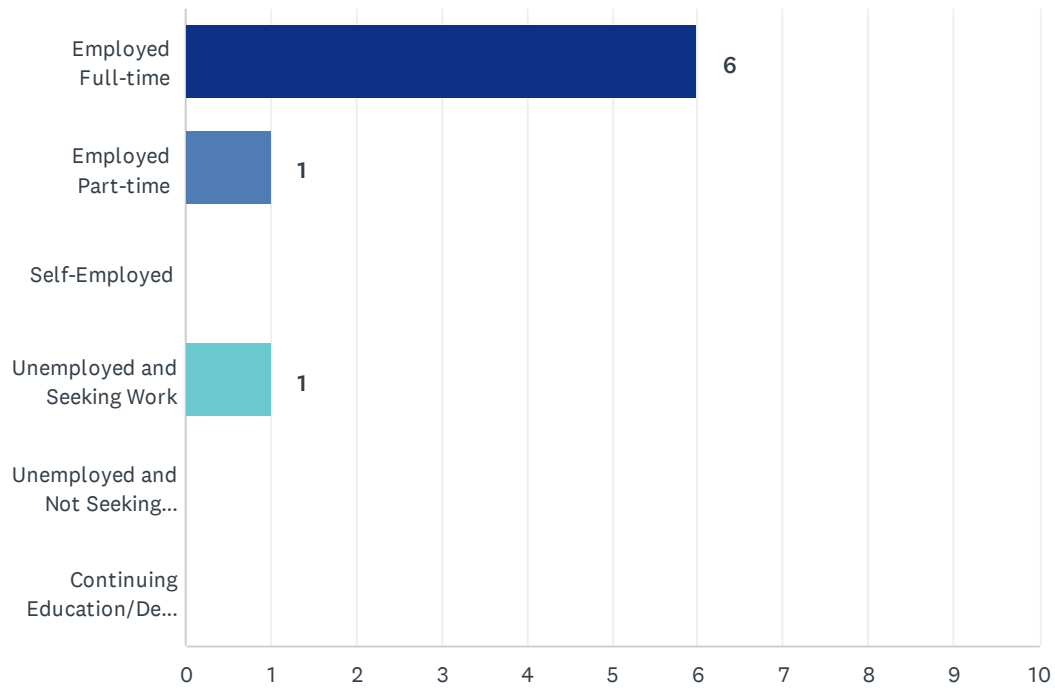
Answered: 8 Skipped: 0



ANSWER CHOICES	RESPONSES	
Biostatistics and Bioinformatics (BIOS)	0.00%	0
Behavioral Sciences and Health Education (BSHE)	0.00%	0
Executive MPH (Former CMPH Program)	100.00%	8
Environmental Health (EH)	0.00%	0
Epidemiology (EPI)	0.00%	0
Global Health (GH)	0.00%	0
Health Policy and Management (HPM)	0.00%	0
Dual-degree (ex. JD/GH, MD/BSHE, etc.)	0.00%	0
TOTAL		8

Q4 What is your current employment status?

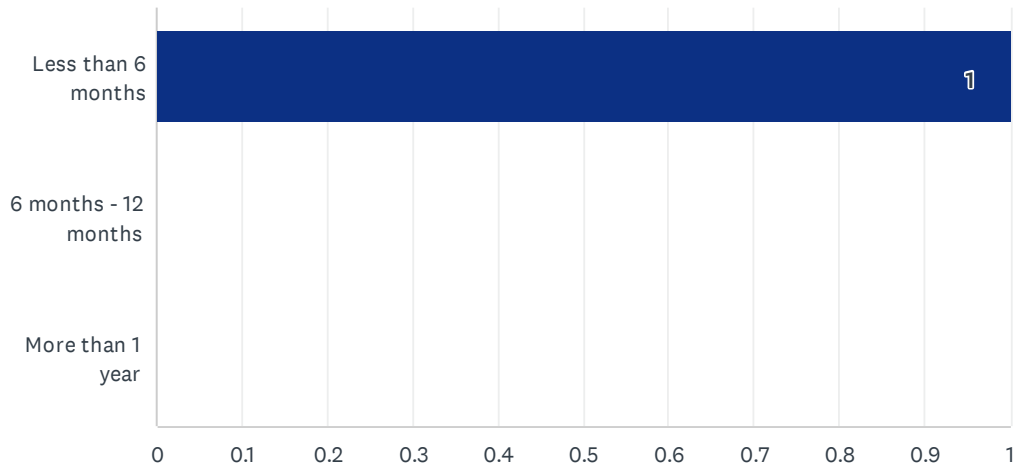
Answered: 8 Skipped: 0



ANSWER CHOICES	RESPONSES	
Employed Full-time	75.00%	6
Employed Part-time	12.50%	1
Self-Employed	0.00%	0
Unemployed and Seeking Work	12.50%	1
Unemployed and Not Seeking Work	0.00%	0
Continuing Education/Degree Seeking	0.00%	0
TOTAL		8

Q5 How long have you been unemployed? (Reminder: All RSPH alumni have a lifetime membership with the Office of Career Development. To schedule a one-on-one appointment, please email rsphcareerdev@emory.edu)

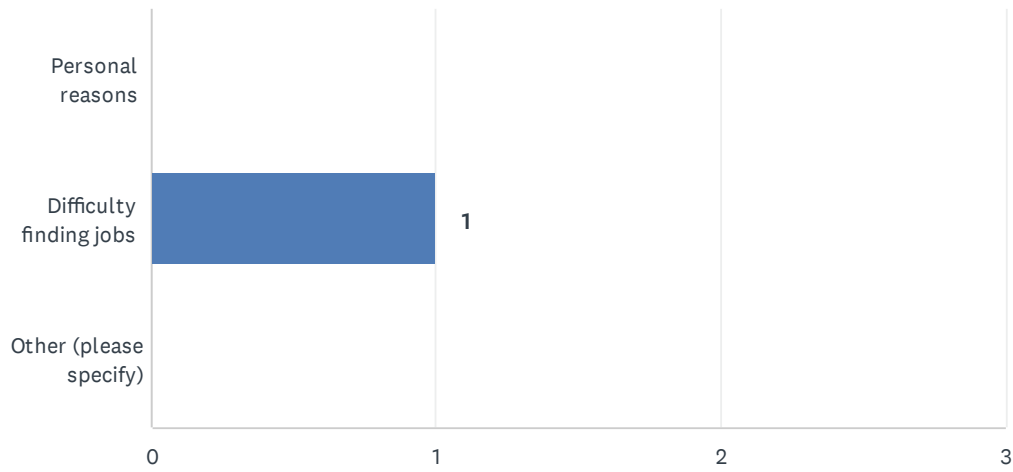
Answered: 1 Skipped: 7



ANSWER CHOICES	RESPONSES	
Less than 6 months	100.00%	1
6 months - 12 months	0.00%	0
More than 1 year	0.00%	0
TOTAL		1

Q6 What is the primary reason for your unemployment?

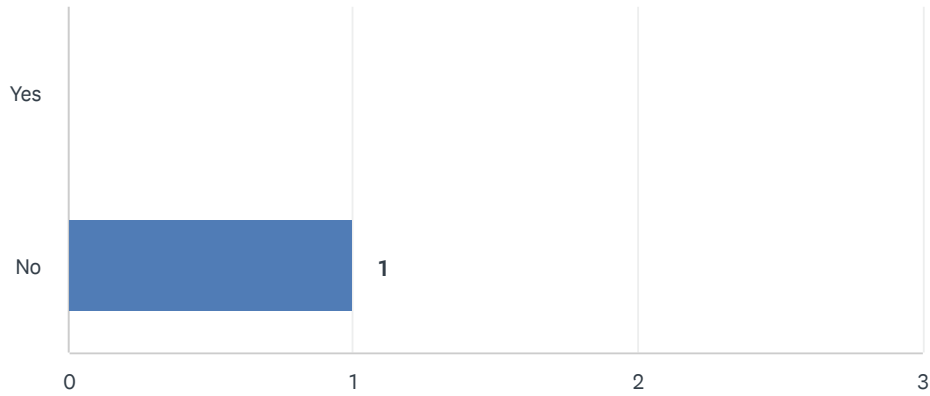
Answered: 1 Skipped: 7



ANSWER CHOICES	RESPONSES
Personal reasons	0.00% 0
Difficulty finding jobs	100.00% 1
Other (please specify)	0.00% 0
TOTAL	1

Q7 Are there any additional details regarding your employment status that you would like to share?

Answered: 1 Skipped: 7



ANSWER CHOICES	RESPONSES	
Yes	0.00%	0
No	100.00%	1
TOTAL		1

Q9 What degree are you seeking?

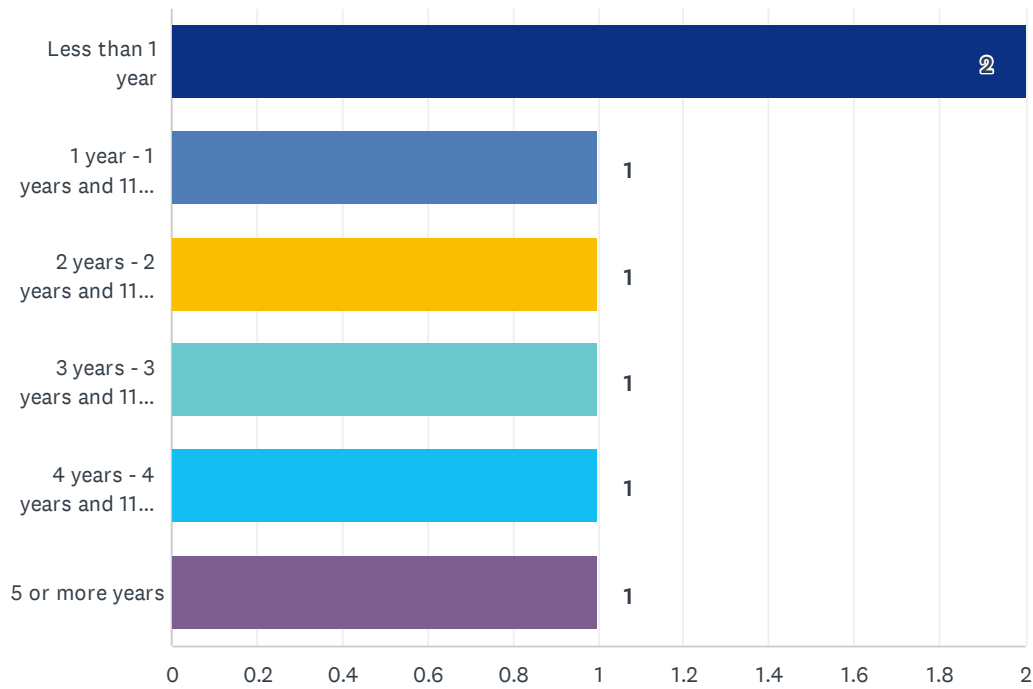
Answered: 0 Skipped: 8

 No matching responses.

ANSWER CHOICES	RESPONSES
Another Master's Degree	0.00% 0
PhD	0.00% 0
DrPH	0.00% 0
MD/DO	0.00% 0
JD	0.00% 0
Other (please specify)	0.00% 0
TOTAL	0

Q12 How long have you been employed at your current job?

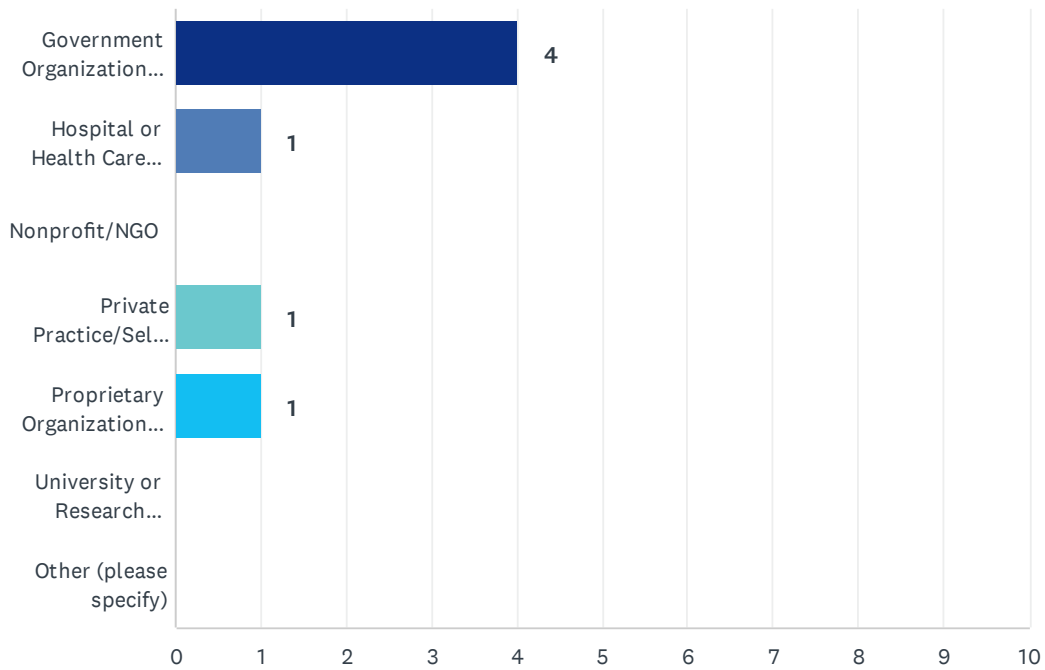
Answered: 7 Skipped: 1



ANSWER CHOICES	RESPONSES	
Less than 1 year	28.57%	2
1 year - 1 years and 11 months	14.29%	1
2 years - 2 years and 11 months	14.29%	1
3 years - 3 years and 11 months	14.29%	1
4 years - 4 years and 11 months	14.29%	1
5 or more years	14.29%	1
Total Respondents: 7		

Q13 Which one of the following best describes your employment sector?

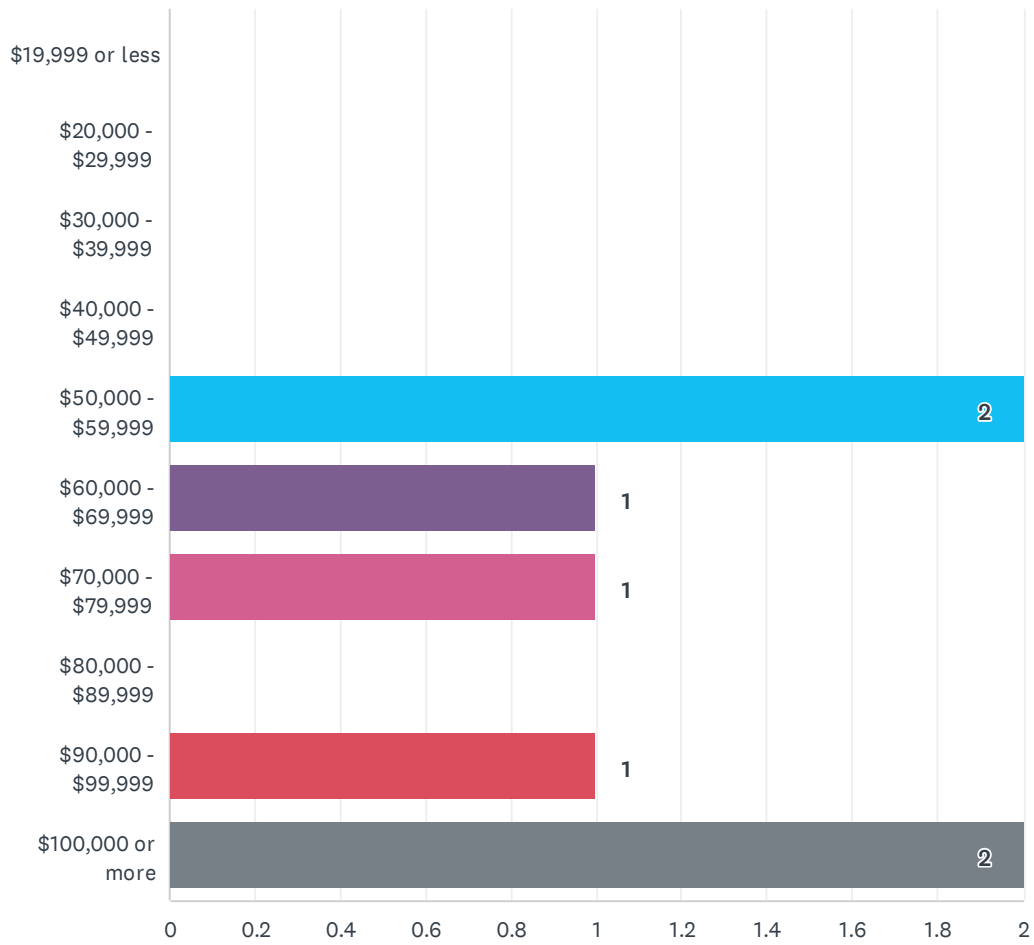
Answered: 7 Skipped: 1



ANSWER CHOICES	RESPONSES	
Government Organization (Federal, State, Local)	57.14%	4
Hospital or Health Care Facility	14.29%	1
Nonprofit/NGO	0.00%	0
Private Practice/Self-Employed	14.29%	1
Proprietary Organizations (Industry, Pharmaceutical company, Consulting, Other For-Profit Org)	14.29%	1
University or Research Institution (e.g. Emory University)	0.00%	0
Other (please specify)	0.00%	0
TOTAL		7

Q14 Annual Salary Range:

Answered: 7 Skipped: 1

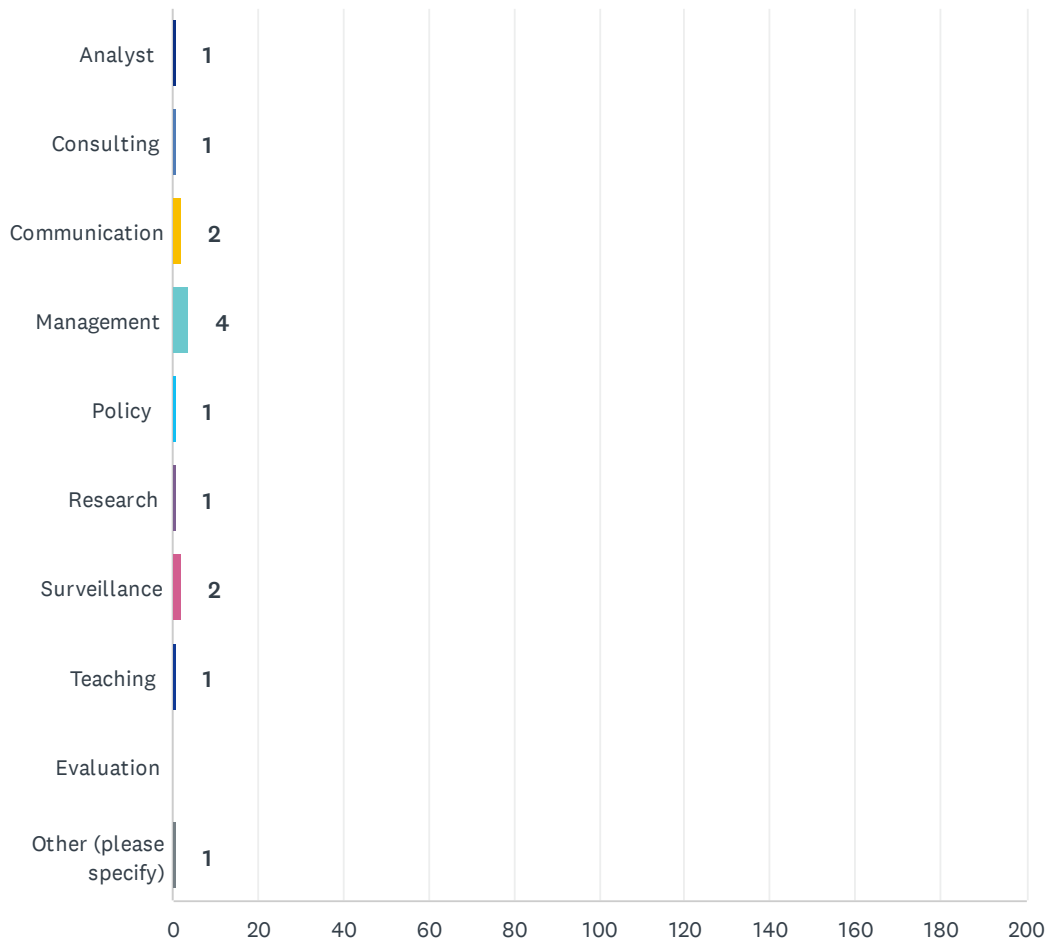


RSPH 3 & 5 Year Post-Grad Alumni Survey (2019)

ANSWER CHOICES	RESPONSES	
\$19,999 or less	0.00%	0
\$20,000 - \$29,999	0.00%	0
\$30,000 - \$39,999	0.00%	0
\$40,000 - \$49,999	0.00%	0
\$50,000 - \$59,999	28.57%	2
\$60,000 - \$69,999	14.29%	1
\$70,000 - \$79,999	14.29%	1
\$80,000 - \$89,999	0.00%	0
\$90,000 - \$99,999	14.29%	1
\$100,000 or more	28.57%	2
TOTAL		7

Q15 Which category best describes your job duties? (Check all that apply)

Answered: 7 Skipped: 1

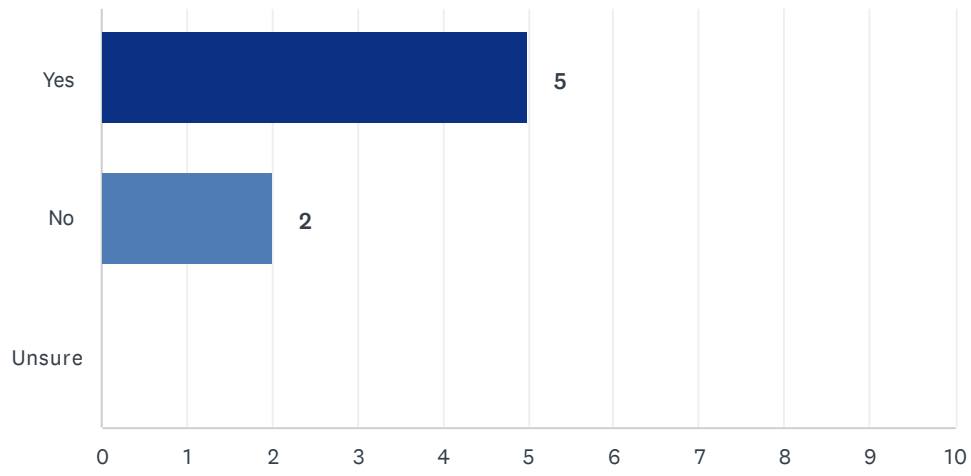


RSPH 3 & 5 Year Post-Grad Alumni Survey (2019)

ANSWER CHOICES	RESPONSES	
Analyst	14.29%	1
Consulting	14.29%	1
Communication	28.57%	2
Management	57.14%	4
Policy	14.29%	1
Research	14.29%	1
Surveillance	28.57%	2
Teaching	14.29%	1
Evaluation	0.00%	0
Other (please specify)	14.29%	1
Total Respondents: 7		

Q17 Does your current employer hire doctoral trained employees?

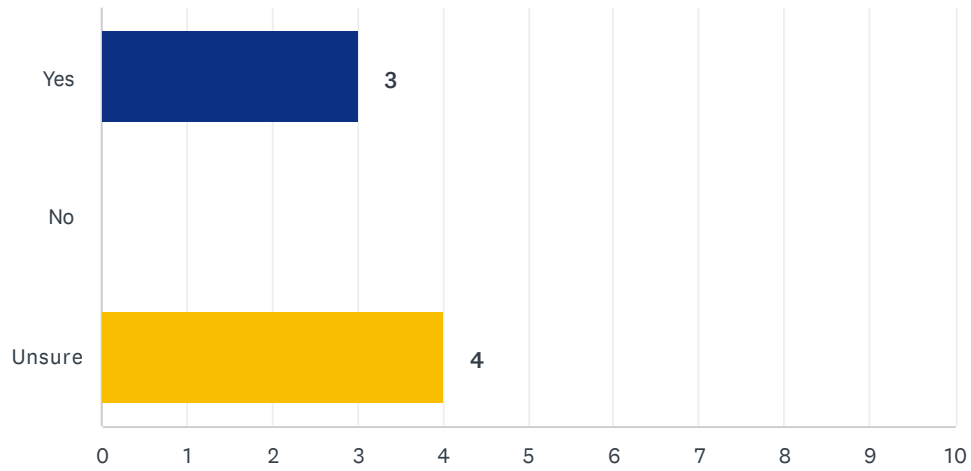
Answered: 7 Skipped: 1



ANSWER CHOICES	RESPONSES	
Yes	71.43%	5
No	28.57%	2
Unsure	0.00%	0
TOTAL		7

Q18 Does your current employer hire Rollins students (i.e. part-time, REAL, internships, applied practice experience (previously called practicum) positions)?

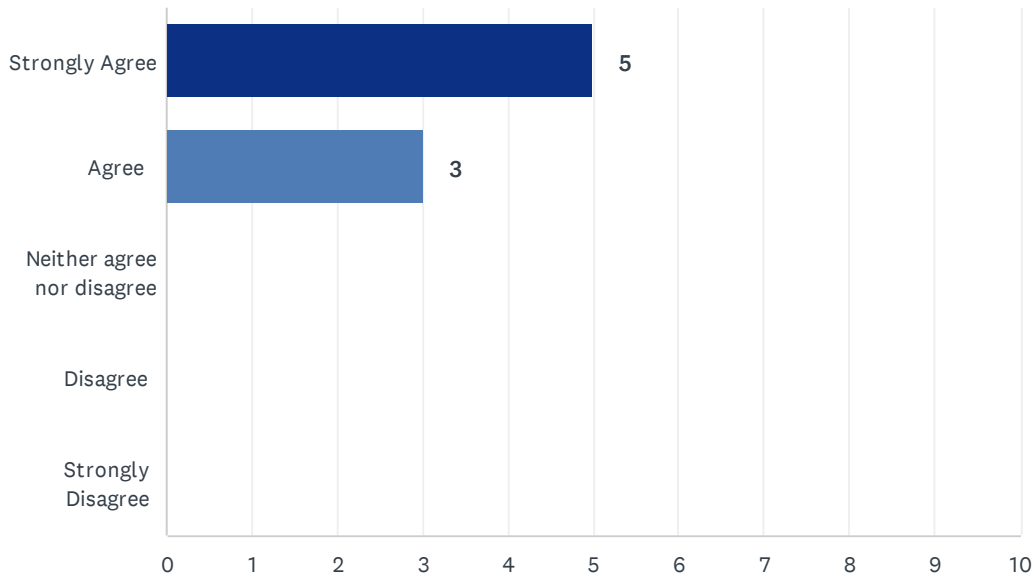
Answered: 7 Skipped: 1



ANSWER CHOICES	RESPONSES	
Yes	42.86%	3
No	0.00%	0
Unsure	57.14%	4
TOTAL		7

Q19 The course work (including practicum, thesis and/or capstone) at RSPH provided me with the basic competencies and skills required for working in public health/current field.

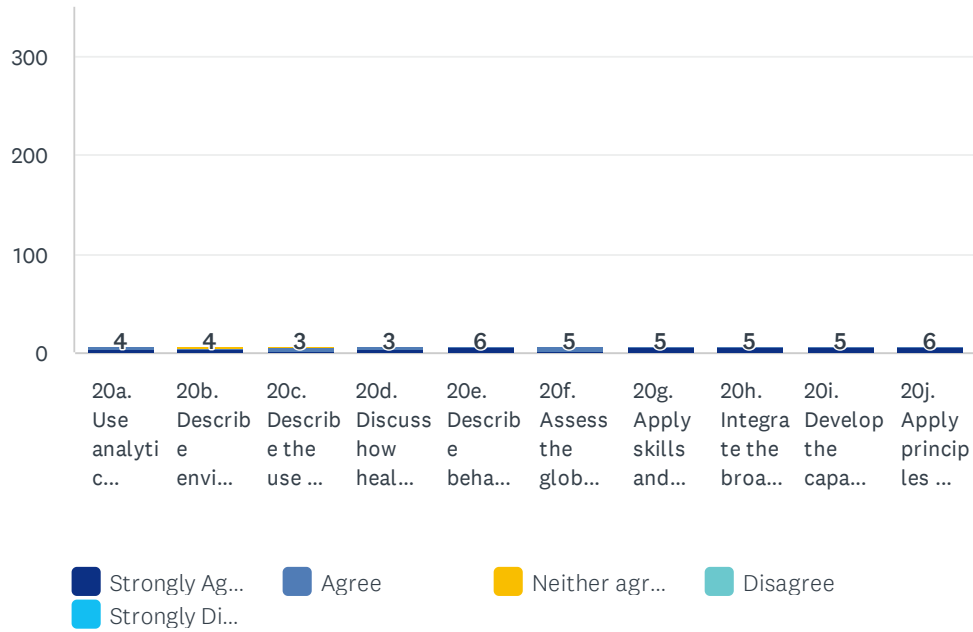
Answered: 8 Skipped: 0



ANSWER CHOICES	RESPONSES	
Strongly Agree	62.50%	5
Agree	37.50%	3
Neither agree nor disagree	0.00%	0
Disagree	0.00%	0
Strongly Disagree	0.00%	0
TOTAL		8

Q20 I have attained and had the ability to apply the following 10 competencies post-graduation in a past/current job:

Answered: 8 Skipped: 0

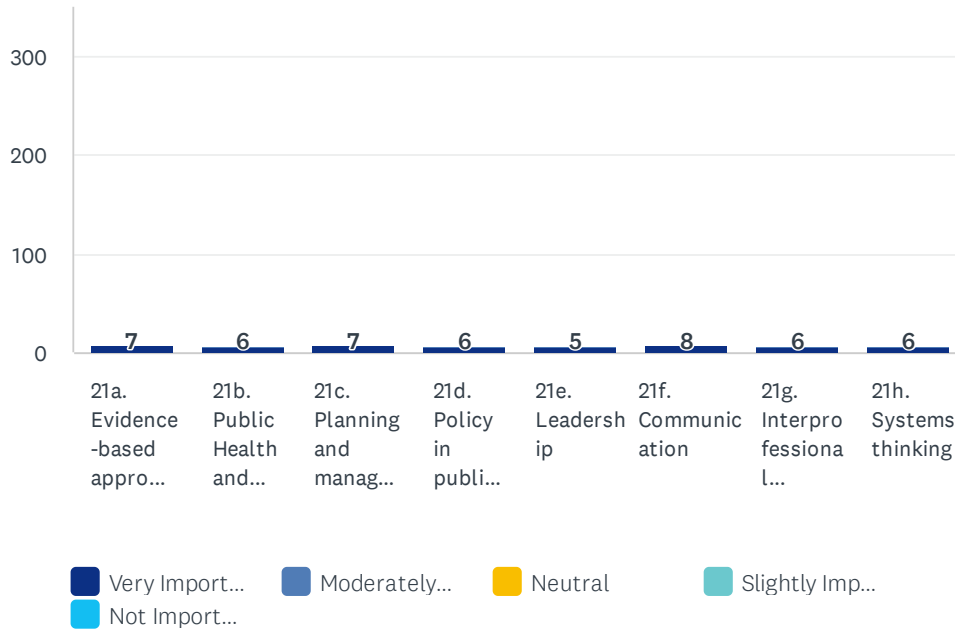


RSPH 3 & 5 Year Post-Grad Alumni Survey (2019)

	STRONGLY AGREE	AGREE	NEITHER AGREE NOR DISAGREE	DISAGREE	STRONGLY DISAGREE	TOTAL	WEIGHTED AVERAGE
20a. Use analytic reasoning and quantitative methods to address questions in public health and population-based research	37.50% 3	50.00% 4	0.00% 0	12.50% 1	0.00% 0	8	4.13
20b. Describe environmental conditions, including biological, physical and chemical factors that affect the health of individuals, communities and populations	50.00% 4	25.00% 2	12.50% 1	12.50% 1	0.00% 0	8	4.13
20c. Describe the use of epidemiology methods to study the etiology and control of disease and injury in populations	25.00% 2	37.50% 3	37.50% 3	0.00% 0	0.00% 0	8	3.88
20d. Discuss how health policy and finance affect the delivery, quality, access and costs of health care for individuals, communities and populations	50.00% 4	37.50% 3	12.50% 1	0.00% 0	0.00% 0	8	4.38
20e. Describe behavioral, social and cultural factors that contribute to the health and well-being of individuals, communities and populations	75.00% 6	25.00% 2	0.00% 0	0.00% 0	0.00% 0	8	4.75
20f. Assess the global forces that influence the health of culturally diverse populations around the world	25.00% 2	62.50% 5	12.50% 1	0.00% 0	0.00% 0	8	4.13
20g. Apply skills and knowledge in public health setting(s) through planned and supervised experience(s) related to professional career objectives	62.50% 5	37.50% 3	0.00% 0	0.00% 0	0.00% 0	8	4.63
20h. Integrate the broad base of public health knowledge and skills acquired from coursework, practicum and other learning activities into a culminating experience (thesis, special studies project, capstone)	62.50% 5	25.00% 2	12.50% 1	0.00% 0	0.00% 0	8	4.50
20i. Develop the capacity for lifelong learning in public health	62.50% 5	37.50% 3	0.00% 0	0.00% 0	0.00% 0	8	4.63
20j. Apply principles of ethical conduct to public health practice	75.00% 6	25.00% 2	0.00% 0	0.00% 0	0.00% 0	8	4.75

Q21 Reflecting on your experience, how important are each of the following skills for job readiness as a public health professional?

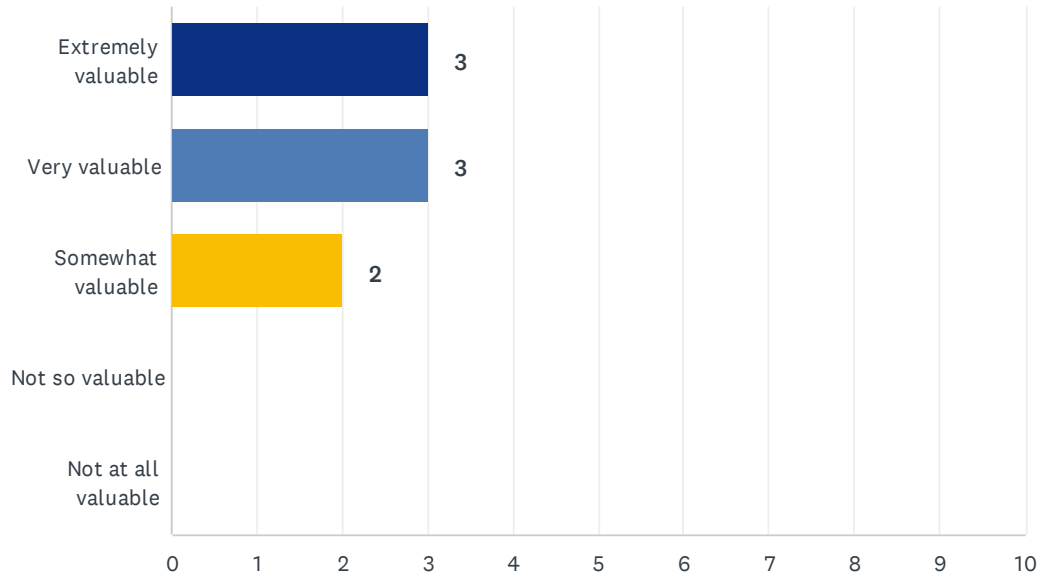
Answered: 8 Skipped: 0



	VERY IMPORTANT	MODERATELY IMPORTANT	NEUTRAL	SLIGHTLY IMPORTANT	NOT IMPORTANT	TOTAL	WEIGHTED AVERAGE
21a. Evidence-based approaches to public health	87.50% 7	12.50% 1	0.00% 0	0.00% 0	0.00% 0	8	4.88
21b. Public Health and health care systems	75.00% 6	25.00% 2	0.00% 0	0.00% 0	0.00% 0	8	4.75
21c. Planning and management to promote health	87.50% 7	12.50% 1	0.00% 0	0.00% 0	0.00% 0	8	4.88
21d. Policy in public health	75.00% 6	25.00% 2	0.00% 0	0.00% 0	0.00% 0	8	4.75
21e. Leadership	62.50% 5	25.00% 2	12.50% 1	0.00% 0	0.00% 0	8	4.50
21f. Communication	100.00% 8	0.00% 0	0.00% 0	0.00% 0	0.00% 0	8	5.00
21g. Interprofessional practice	75.00% 6	12.50% 1	12.50% 1	0.00% 0	0.00% 0	8	4.63
21h. Systems thinking	75.00% 6	25.00% 2	0.00% 0	0.00% 0	0.00% 0	8	4.75

Q23 Based on your career interests and goals, how valuable is/was your RSPH MPH or MSPH degree in the job market?

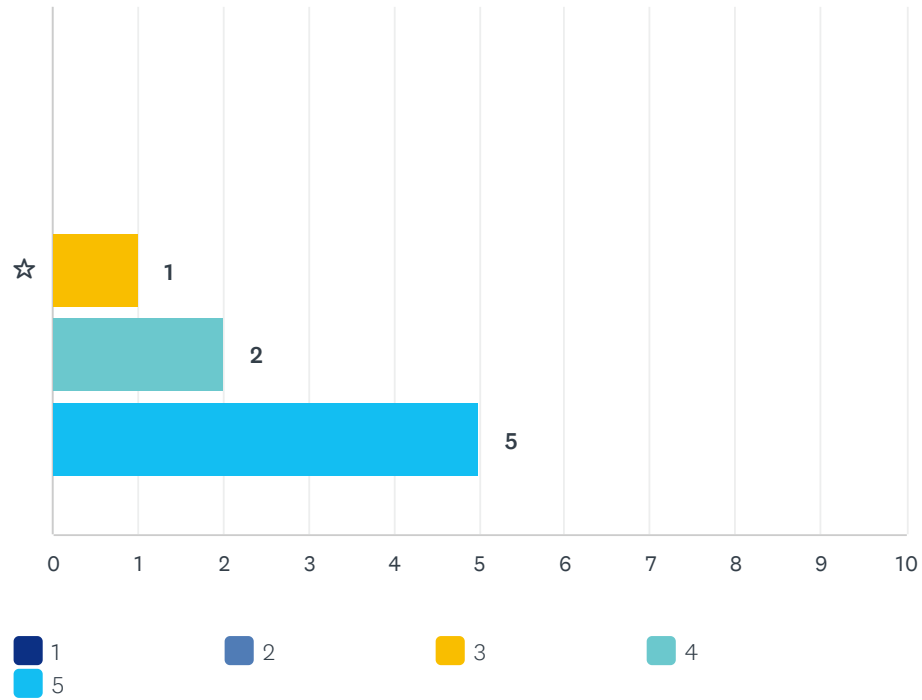
Answered: 8 Skipped: 0



ANSWER CHOICES	RESPONSES	
Extremely valuable	37.50%	3
Very valuable	37.50%	3
Somewhat valuable	25.00%	2
Not so valuable	0.00%	0
Not at all valuable	0.00%	0
TOTAL		8

Q24 How would you rate your decision to attend the RSPH?

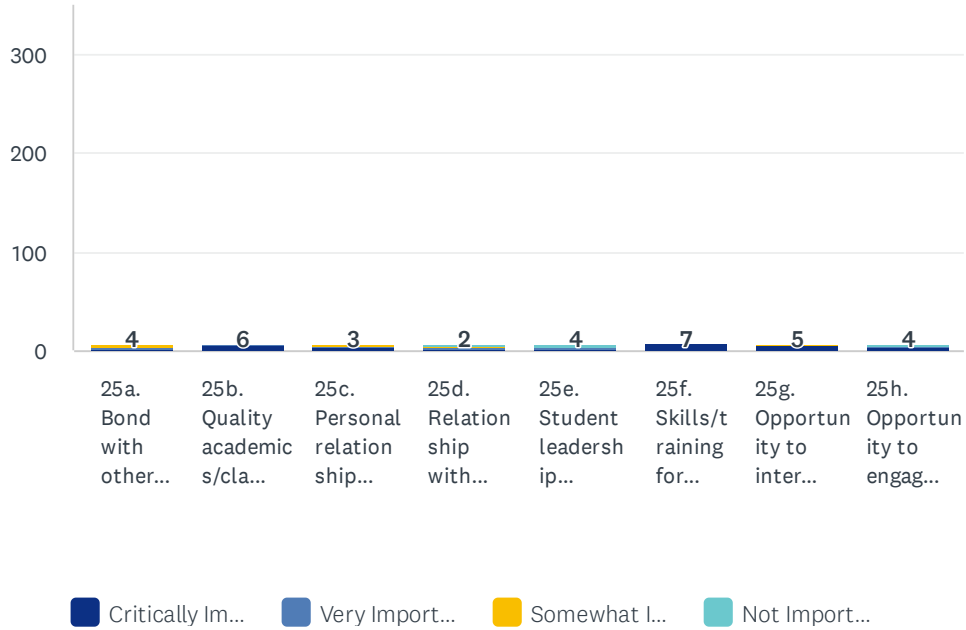
Answered: 8 Skipped: 0



	1	2	3	4	5	TOTAL	WEIGHTED AVERAGE
☆	0.00% 0	0.00% 0	12.50% 1	25.00% 2	62.50% 5	8	4.50

Q25 How important was each of the following to your experience as a student?

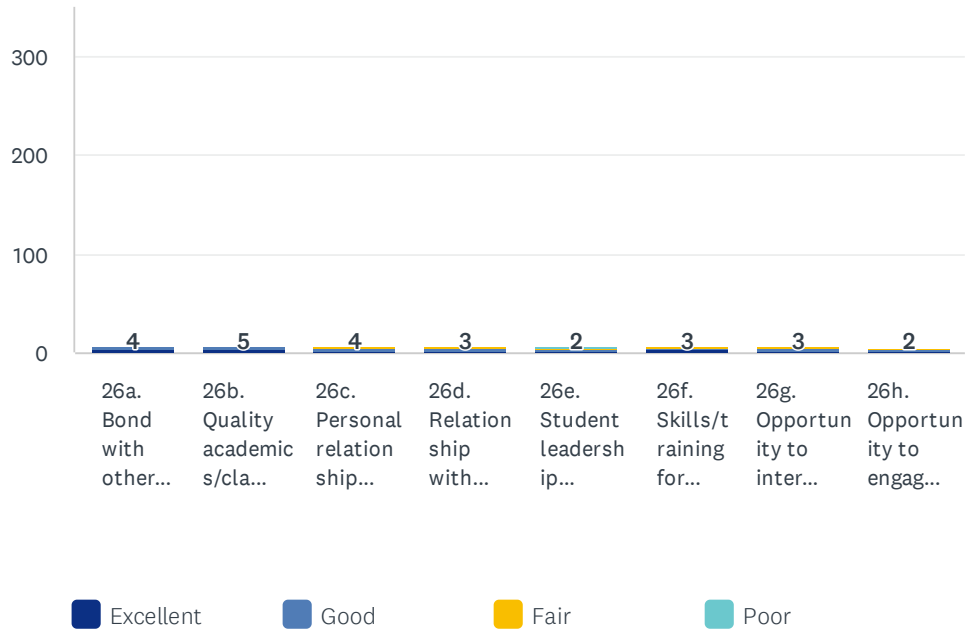
Answered: 8 Skipped: 0



	CRITICALLY IMPORTANT	VERY IMPORTANT	SOMEWHAT IMPORTANT	NOT IMPORTANT	TOTAL
25a. Bond with other students	25.00% 2	25.00% 2	50.00% 4	0.00% 0	8
25b. Quality academics/classes	75.00% 6	25.00% 2	0.00% 0	0.00% 0	8
25c. Personal relationship with faculty	37.50% 3	25.00% 2	37.50% 3	0.00% 0	8
25d. Relationship with administration and staff	25.00% 2	12.50% 1	37.50% 3	25.00% 2	8
25e. Student leadership opportunities	25.00% 2	25.00% 2	0.00% 0	50.00% 4	8
25f. Skills/training for career	87.50% 7	12.50% 1	0.00% 0	0.00% 0	8
25g. Opportunity to interact with alumni	62.50% 5	12.50% 1	25.00% 2	0.00% 0	8
25h. Opportunity to engage with the larger Atlanta community	50.00% 4	12.50% 1	12.50% 1	25.00% 2	8

Q26 How well did the RSPH do at providing the following experiences?

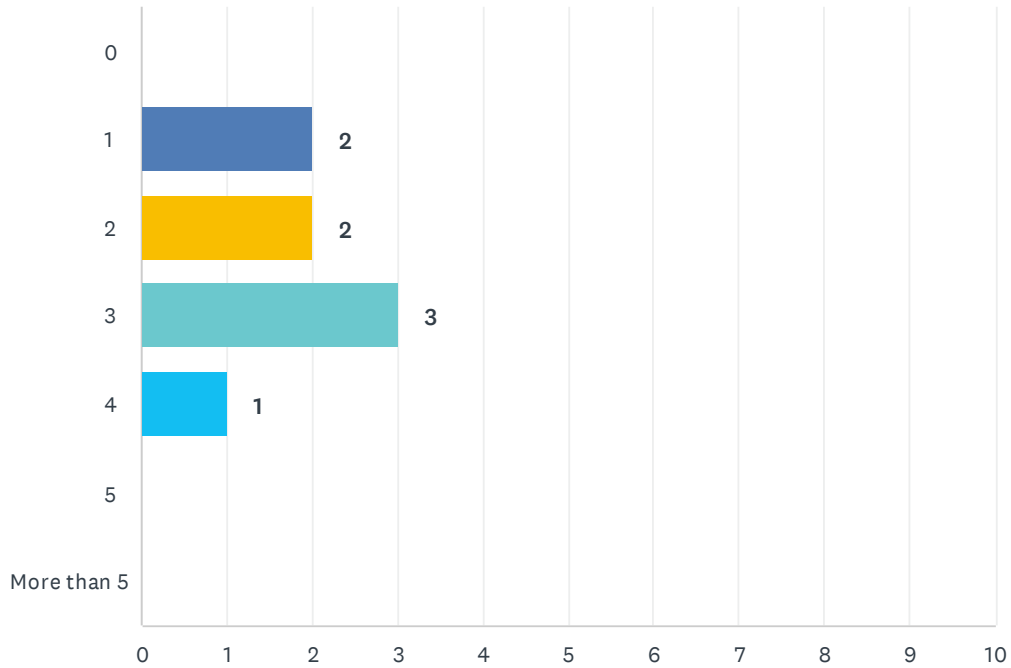
Answered: 8 Skipped: 0



	EXCELLENT	GOOD	FAIR	POOR	TOTAL
26a. Bond with other students	37.50% 3	50.00% 4	12.50% 1	0.00% 0	8
26b. Quality academics/classes	37.50% 3	62.50% 5	0.00% 0	0.00% 0	8
26c. Personal relationship with faculty	25.00% 2	50.00% 4	25.00% 2	0.00% 0	8
26d. Relationship with administration and staff	25.00% 2	37.50% 3	25.00% 2	12.50% 1	8
26e. Student leadership opportunities	25.00% 2	12.50% 1	37.50% 3	25.00% 2	8
26f. Skills/training for career	37.50% 3	37.50% 3	25.00% 2	0.00% 0	8
26g. Opportunity to interact with alumni	28.57% 2	42.86% 3	28.57% 2	0.00% 0	7
26h. Opportunity to engage with the larger Atlanta community	33.33% 2	16.67% 1	33.33% 2	16.67% 1	6

Q27 Since graduation from the RSPH, how many full-time positions have you held?

Answered: 8 Skipped: 0



ANSWER CHOICES	RESPONSES	
0	0.00%	0
1	25.00%	2
2	25.00%	2
3	37.50%	3
4	12.50%	1
5	0.00%	0
More than 5	0.00%	0
TOTAL		8