



# Office of Career Development

---

ENVIRONMENTAL  
HEALTH (EH)

2020 RSPH Alumni Survey Report

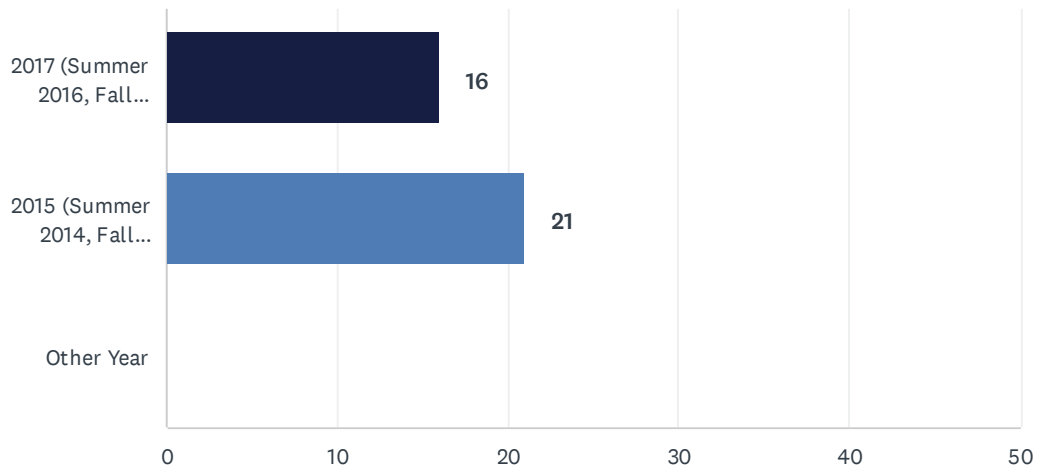


EMORY

ROLLINS  
SCHOOL OF  
PUBLIC  
HEALTH

## Q1 What year did you graduate from the RSPH?

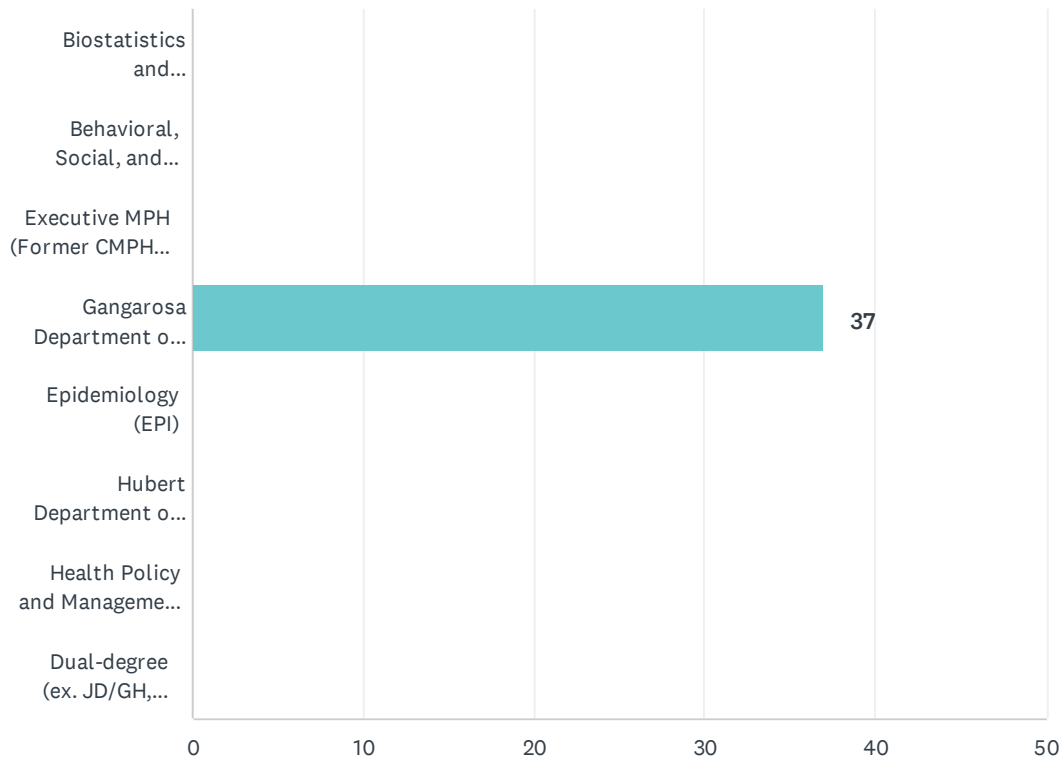
Answered: 37 Skipped: 0



ANSWER CHOICES	RESPONSES	
2017 (Summer 2016, Fall 2016, & Spring 2017)	43.24%	16
2015 (Summer 2014, Fall 2014, & Spring 2015)	56.76%	21
Other Year	0.00%	0
<b>TOTAL</b>		<b>37</b>

## Q2 RSPH Department:

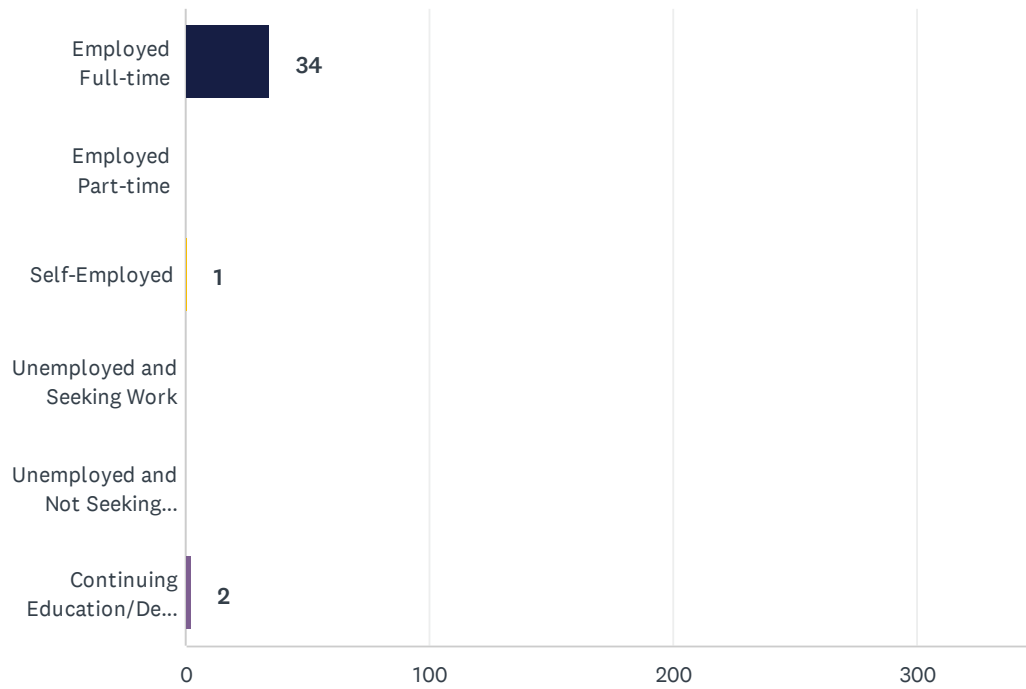
Answered: 37 Skipped: 0



ANSWER CHOICES	RESPONSES
Biostatistics and Bioinformatics (BIOS)	0.00% 0
Behavioral, Social, and Health Education Sciences (BSHES) [Former Behavioral Sciences and Health Education (BSHE)]	0.00% 0
Executive MPH (Former CMPH Program)	0.00% 0
Gangarosa Department of Environmental Health (EH)	100.00% 37
Epidemiology (EPI)	0.00% 0
Hubert Department of Global Health (GH)	0.00% 0
Health Policy and Management (HPM)	0.00% 0
Dual-degree (ex. JD/GH, MD/BSHE, etc.)	0.00% 0
<b>TOTAL</b>	<b>37</b>

## Q4 What is your current employment status?

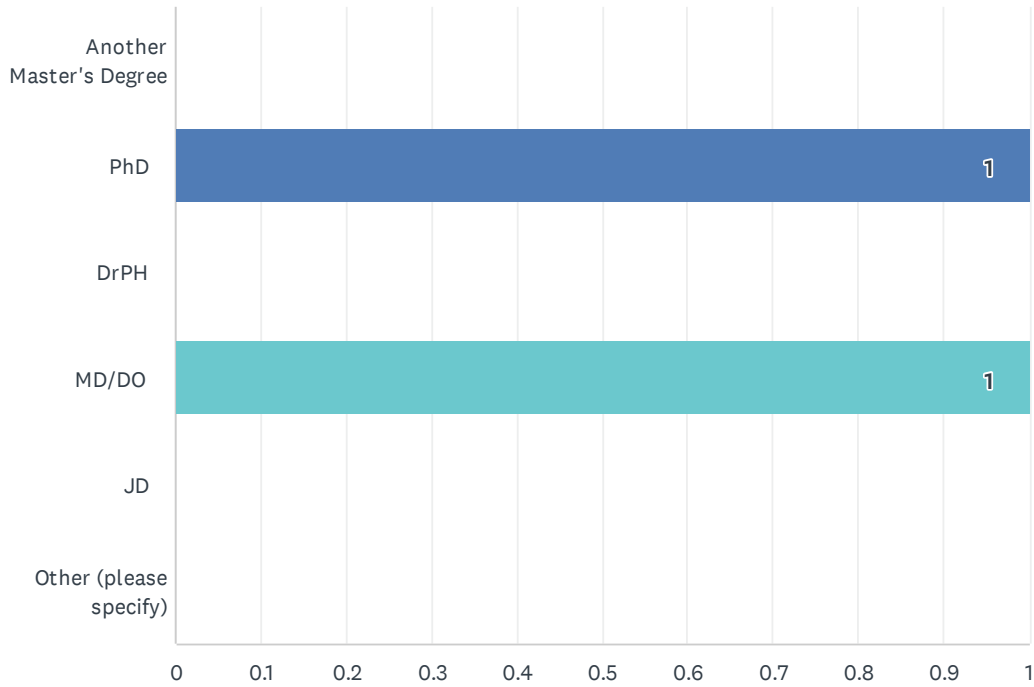
Answered: 37 Skipped: 0



ANSWER CHOICES	RESPONSES	
Employed Full-time	91.89%	34
Employed Part-time	0.00%	0
Self-Employed	2.70%	1
Unemployed and Seeking Work	0.00%	0
Unemployed and Not Seeking Work	0.00%	0
Continuing Education/Degree Seeking	5.41%	2
<b>TOTAL</b>		<b>37</b>

## Q9 What degree are you seeking?

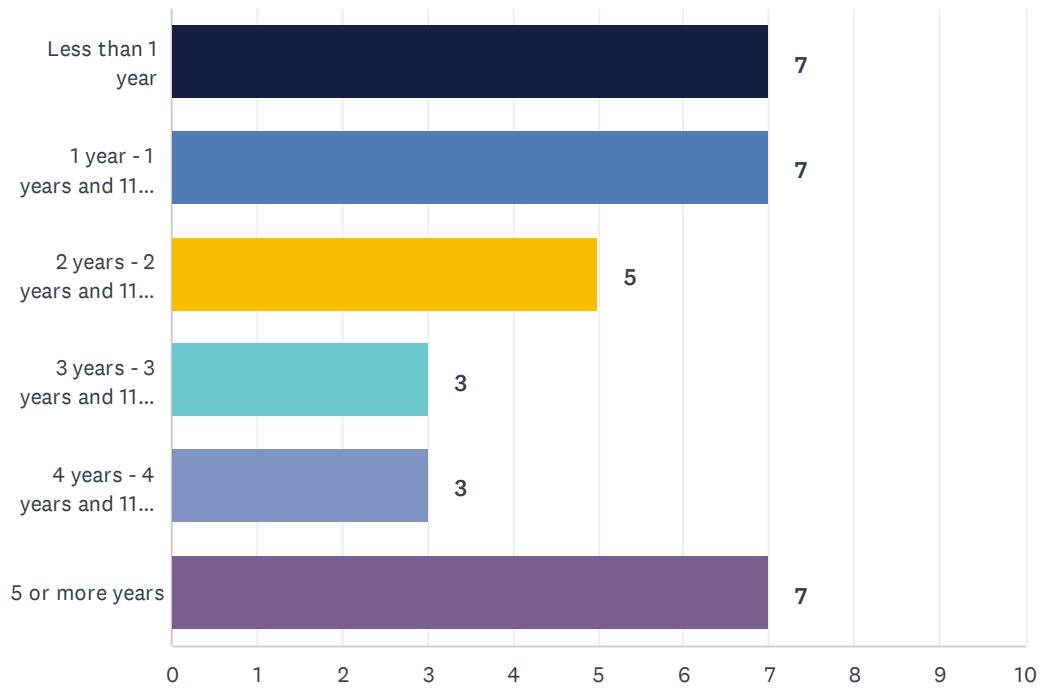
Answered: 2 Skipped: 35



ANSWER CHOICES	RESPONSES	
Another Master's Degree	0.00%	0
PhD	50.00%	1
DrPH	0.00%	0
MD/DO	50.00%	1
JD	0.00%	0
Other (please specify)	0.00%	0
<b>TOTAL</b>		<b>2</b>

## Q12 How long have you been employed at your current job?

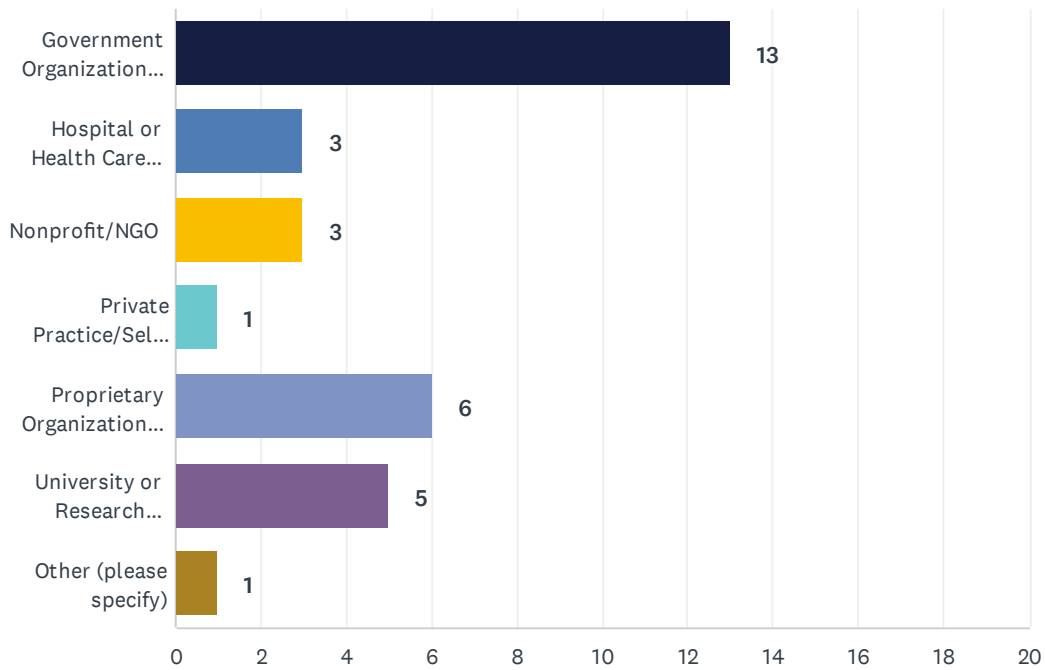
Answered: 32 Skipped: 5



ANSWER CHOICES	RESPONSES	
Less than 1 year	21.88%	7
1 year - 1 years and 11 months	21.88%	7
2 years - 2 years and 11 months	15.63%	5
3 years - 3 years and 11 months	9.38%	3
4 years - 4 years and 11 months	9.38%	3
5 or more years	21.88%	7
Total Respondents: 32		

### Q13 Which one of the following best describes your employment sector?

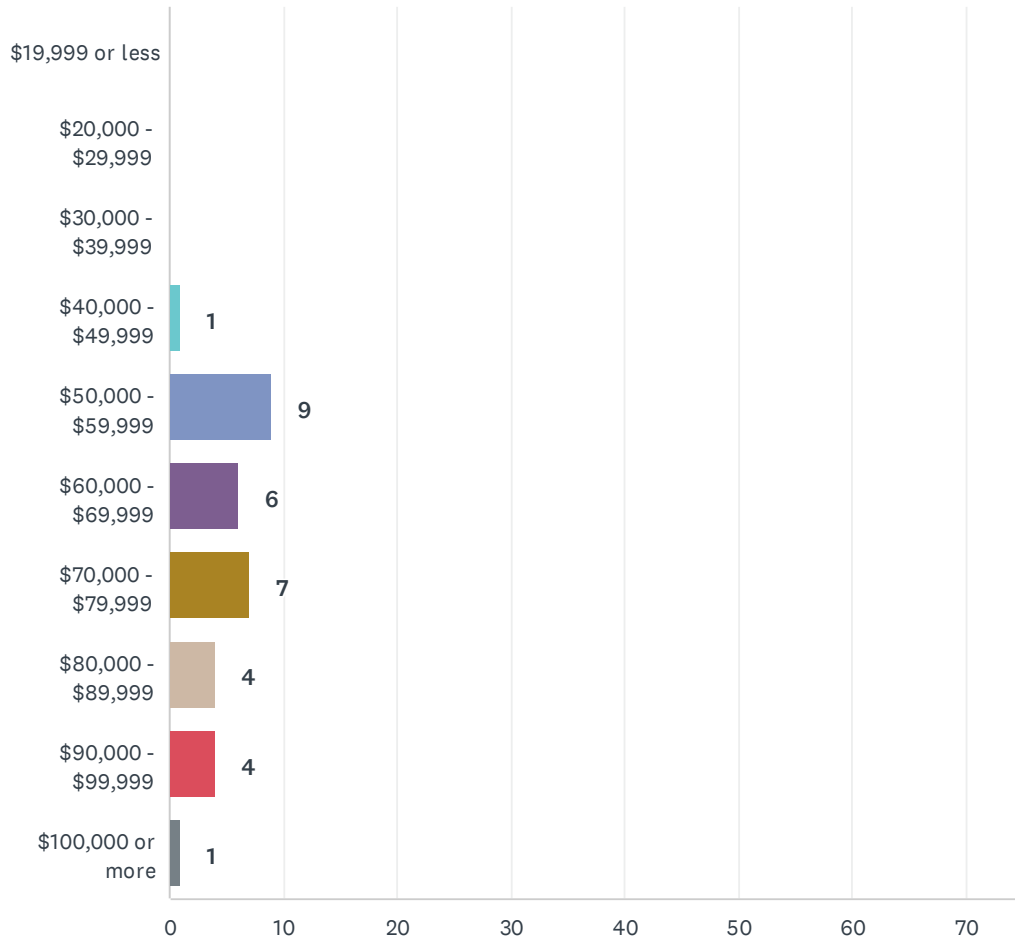
Answered: 32 Skipped: 5



ANSWER CHOICES	RESPONSES	
Government Organization (Federal, State, Local)	40.63%	13
Hospital or Health Care Facility	9.38%	3
Nonprofit/NGO	9.38%	3
Private Practice/Self-Employed	3.13%	1
Proprietary Organizations (Industry, Pharmaceutical company, Consulting, Other For-Profit Org)	18.75%	6
University or Research Institution (e.g. Emory University)	15.63%	5
Other (please specify)	3.13%	1
<b>TOTAL</b>		<b>32</b>

## Q14 Annual Salary Range:

Answered: 32 Skipped: 5



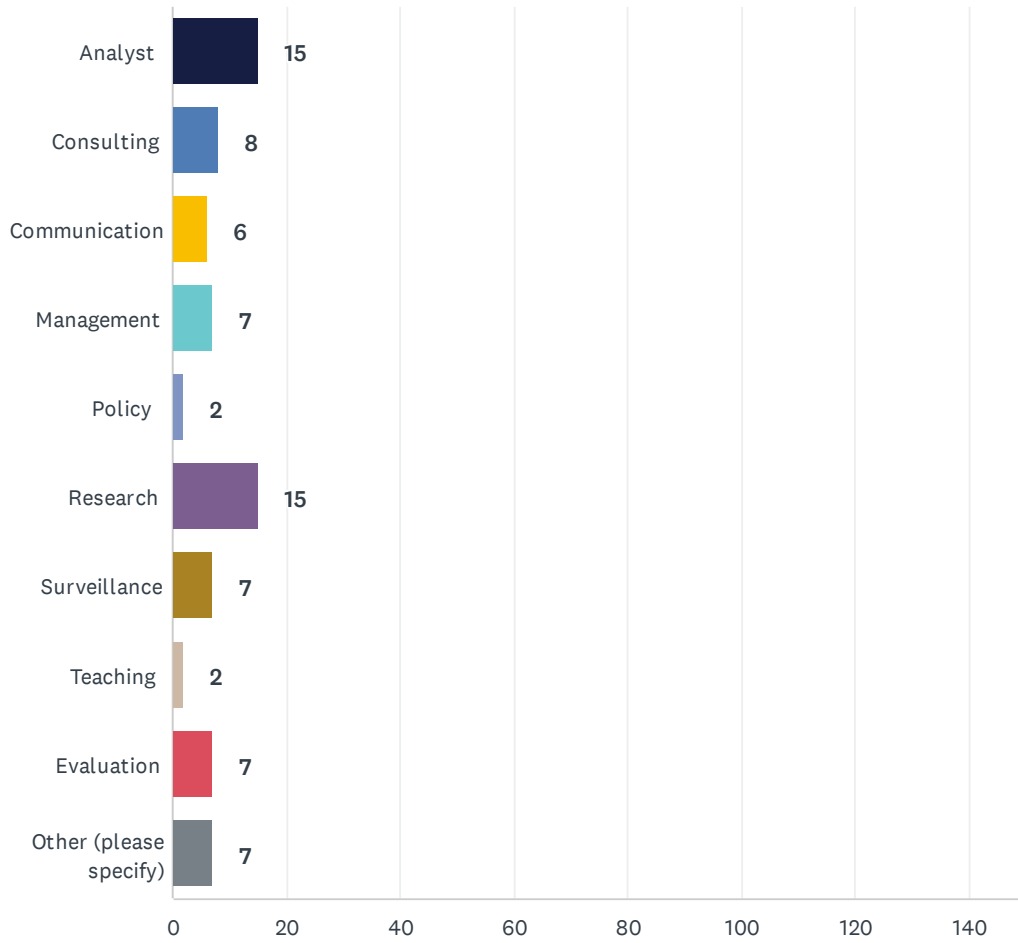


## RSPH 3 & 5 Year Post-Grad Alumni Survey (2020)

ANSWER CHOICES	RESPONSES	
\$19,999 or less	0.00%	0
\$20,000 - \$29,999	0.00%	0
\$30,000 - \$39,999	0.00%	0
\$40,000 - \$49,999	3.13%	1
\$50,000 - \$59,999	28.13%	9
\$60,000 - \$69,999	18.75%	6
\$70,000 - \$79,999	21.88%	7
\$80,000 - \$89,999	12.50%	4
\$90,000 - \$99,999	12.50%	4
\$100,000 or more	3.13%	1
<b>TOTAL</b>		<b>32</b>

### Q15 Which category best describes your job duties? (Check all that apply)

Answered: 31 Skipped: 6

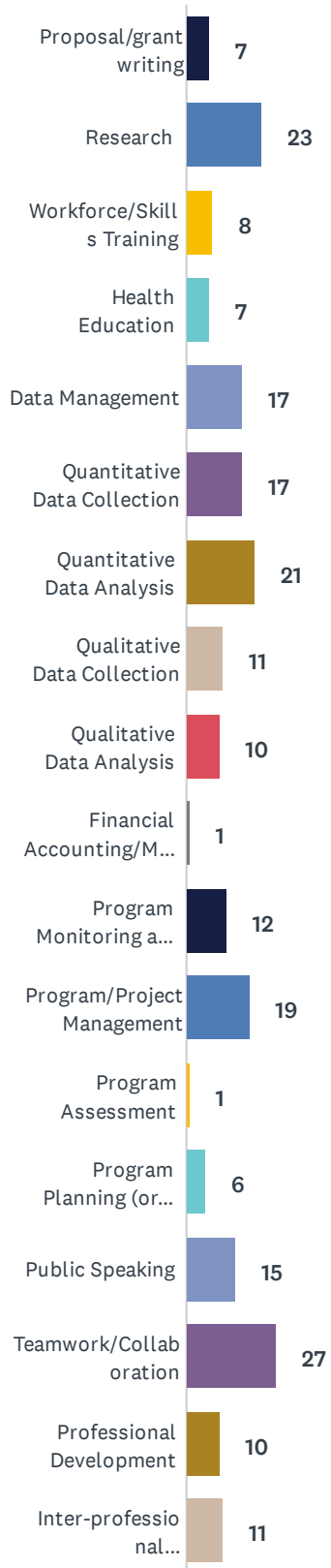


## RSPH 3 & 5 Year Post-Grad Alumni Survey (2020)

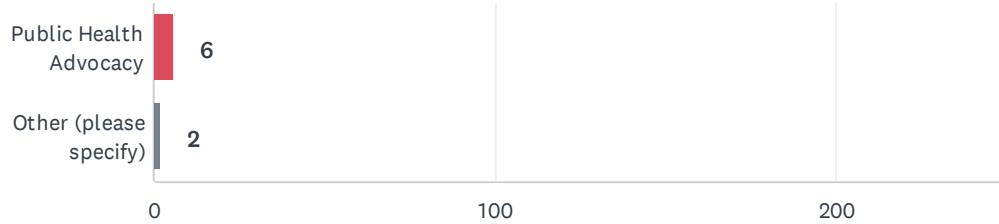
ANSWER CHOICES	RESPONSES	
Analyst	48.39%	15
Consulting	25.81%	8
Communication	19.35%	6
Management	22.58%	7
Policy	6.45%	2
Research	48.39%	15
Surveillance	22.58%	7
Teaching	6.45%	2
Evaluation	22.58%	7
Other (please specify)	22.58%	7
Total Respondents: 31		

## Q16 What skills prepared you for the job you currently have? (Check all that apply)

Answered: 32 Skipped: 5



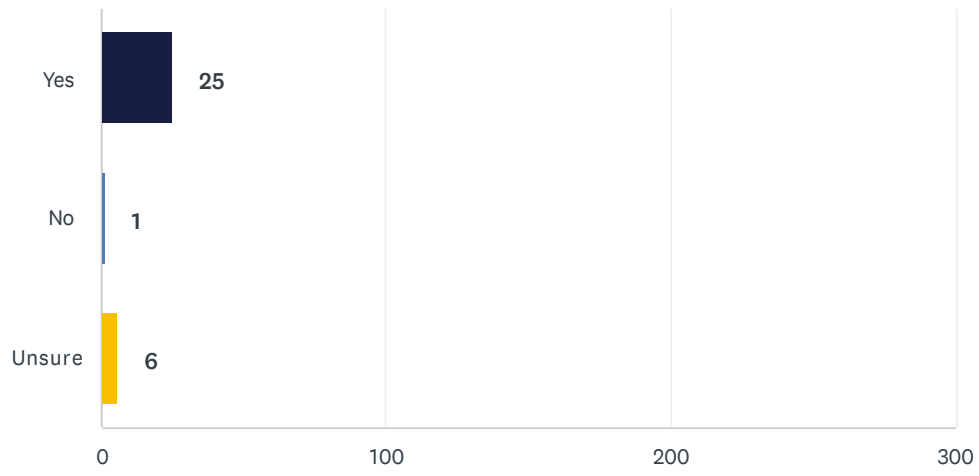
## RSPH 3 & 5 Year Post-Grad Alumni Survey (2020)



ANSWER CHOICES	RESPONSES	
Proposal/grant writing	21.88%	7
Research	71.88%	23
Workforce/Skills Training	25.00%	8
Health Education	21.88%	7
Data Management	53.13%	17
Quantitative Data Collection	53.13%	17
Quantitative Data Analysis	65.63%	21
Qualitative Data Collection	34.38%	11
Qualitative Data Analysis	31.25%	10
Financial Accounting/Management/Budgeting	3.13%	1
Program Monitoring and Evaluation	37.50%	12
Program/Project Management	59.38%	19
Program Assessment	3.13%	1
Program Planning (or Development)	18.75%	6
Public Speaking	46.88%	15
Teamwork/Collaboration	84.38%	27
Professional Development	31.25%	10
Inter-professional Collaboration	34.38%	11
Public Health Advocacy	18.75%	6
Other (please specify)	6.25%	2
Total Respondents: 32		

## Q17 Does your current employer hire doctoral trained employees?

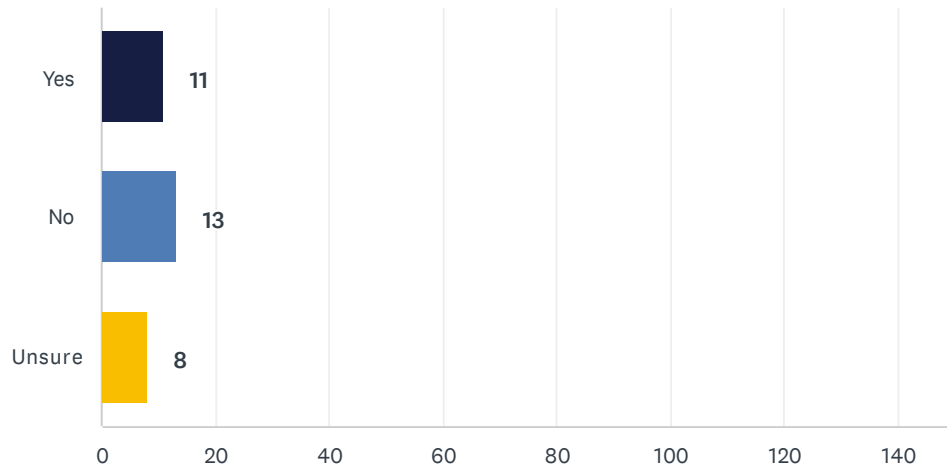
Answered: 32 Skipped: 5



ANSWER CHOICES	RESPONSES	
Yes	78.13%	25
No	3.13%	1
Unsure	18.75%	6
<b>TOTAL</b>		<b>32</b>

### Q18 Does your current employer hire Rollins students (i.e. part-time, REAL, internships, applied practice experience [previously called practicum] positions)?

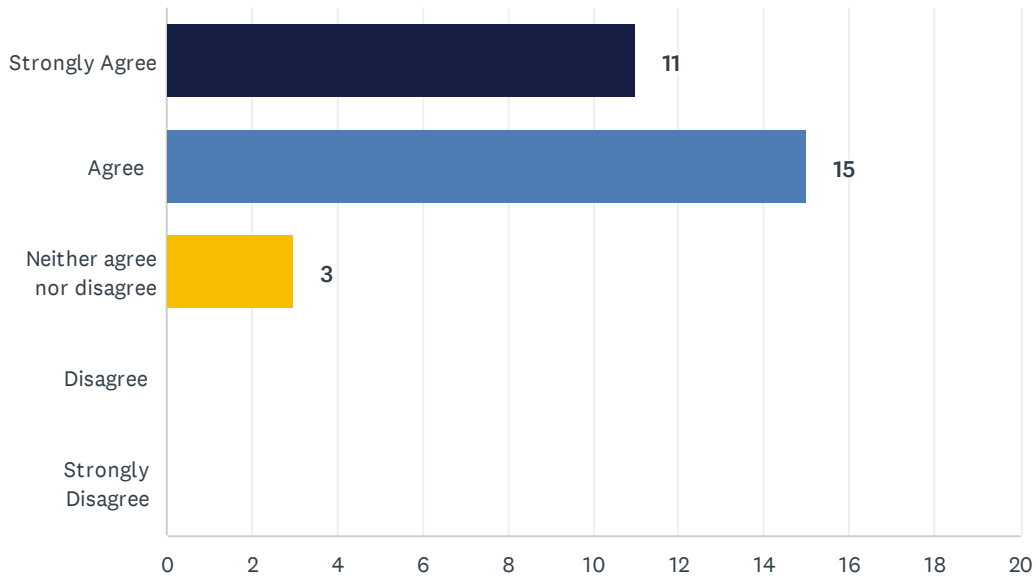
Answered: 32 Skipped: 5



ANSWER CHOICES	RESPONSES	
Yes	34.38%	11
No	40.63%	13
Unsure	25.00%	8
<b>TOTAL</b>		<b>32</b>

**Q19 The course work (including applied practice experience/practicum, thesis and/or capstone) at RSPH provided me with the basic competencies and skills required for working in public health/current field.**

Answered: 29 Skipped: 8

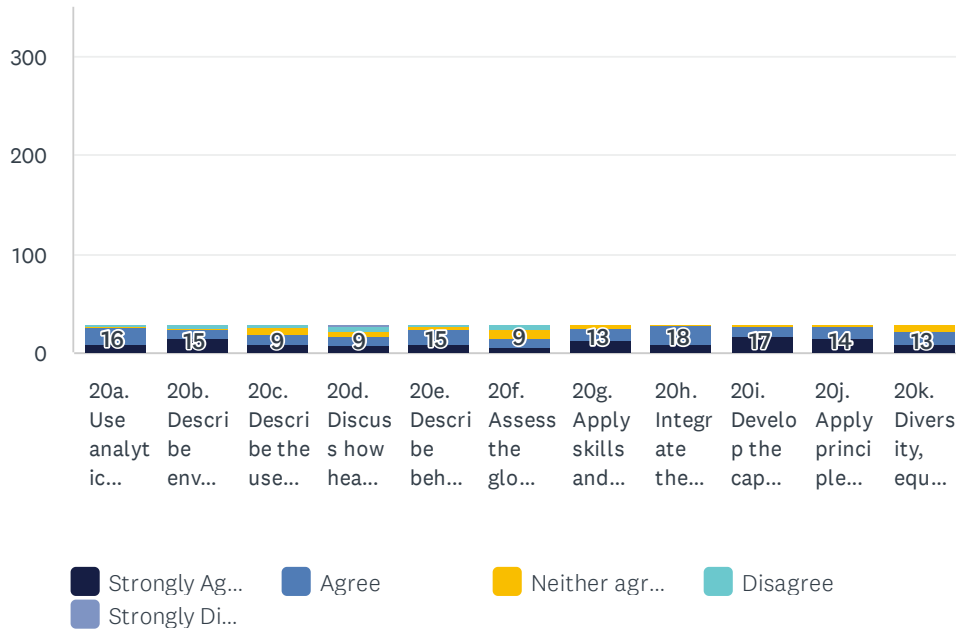


ANSWER CHOICES	RESPONSES	
Strongly Agree	37.93%	11
Agree	51.72%	15
Neither agree nor disagree	10.34%	3
Disagree	0.00%	0
Strongly Disagree	0.00%	0
<b>TOTAL</b>		<b>29</b>



## Q20 I have attained and had the ability to apply the following 11 competencies post-graduation in a past/current job:

Answered: 29 Skipped: 8

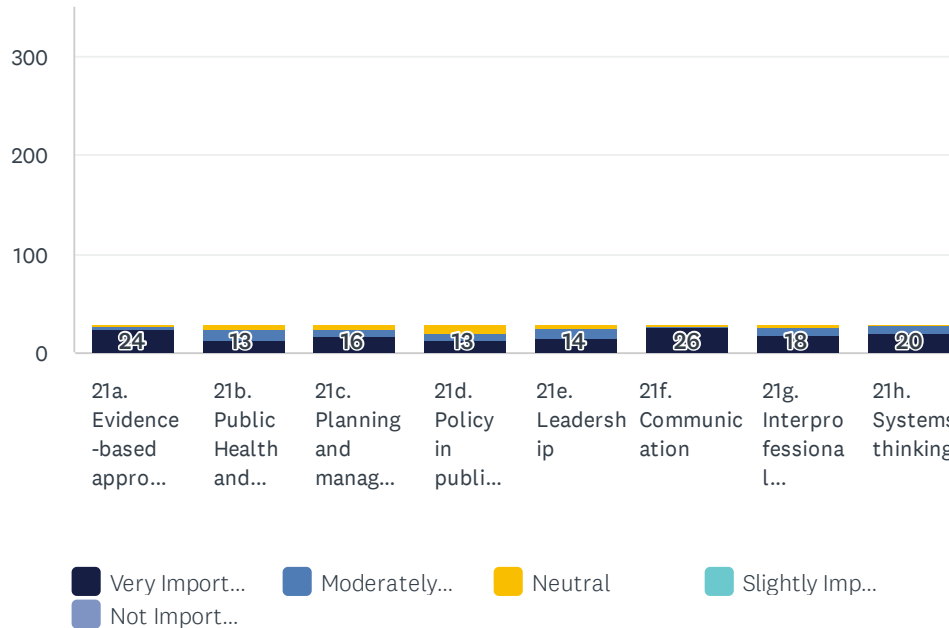


RSPH 3 & 5 Year Post-Grad Alumni Survey (2020)

	STRONGLY AGREE	AGREE	NEITHER AGREE NOR DISAGREE	DISAGREE	STRONGLY DISAGREE	TOTAL	WEIGHTED AVERAGE
20a. Use analytic reasoning and quantitative methods to address questions in public health and population-based research	34.48% 10	55.17% 16	3.45% 1	6.90% 2	0.00% 0	29	4.17
20b. Describe environmental conditions, including biological, physical and chemical factors that affect the health of individuals, communities and populations	51.72% 15	31.03% 9	3.45% 1	13.79% 4	0.00% 0	29	4.21
20c. Describe the use of epidemiology methods to study the etiology and control of disease and injury in populations	34.48% 10	31.03% 9	24.14% 7	10.34% 3	0.00% 0	29	3.90
20d. Discuss how health policy and finance affect the delivery, quality, access and costs of health care for individuals, communities and populations	24.14% 7	31.03% 9	24.14% 7	13.79% 4	6.90% 2	29	3.52
20e. Describe behavioral, social and cultural factors that contribute to the health and well-being of individuals, communities and populations	31.03% 9	51.72% 15	13.79% 4	3.45% 1	0.00% 0	29	4.10
20f. Assess the global forces that influence the health of culturally diverse populations around the world	17.24% 5	34.48% 10	31.03% 9	17.24% 5	0.00% 0	29	3.52
20g. Apply skills and knowledge in public health setting(s) through planned and supervised experience(s) related to professional career objectives	44.83% 13	44.83% 13	10.34% 3	0.00% 0	0.00% 0	29	4.34
20h. Integrate the broad base of public health knowledge and skills acquired from coursework, practicum and other learning activities into a culminating experience (thesis, special studies project, capstone)	34.48% 10	62.07% 18	3.45% 1	0.00% 0	0.00% 0	29	4.31
20i. Develop the capacity for lifelong learning in public health	58.62% 17	37.93% 11	3.45% 1	0.00% 0	0.00% 0	29	4.55
20j. Apply principles of ethical conduct to public health practice	48.28% 14	44.83% 13	6.90% 2	0.00% 0	0.00% 0	29	4.41
20k. Diversity, equity and inclusion practices	34.48% 10	44.83% 13	20.69% 6	0.00% 0	0.00% 0	29	4.14

## Q21 Reflecting on your experience, how important are each of the following skills for job readiness as a public health professional?

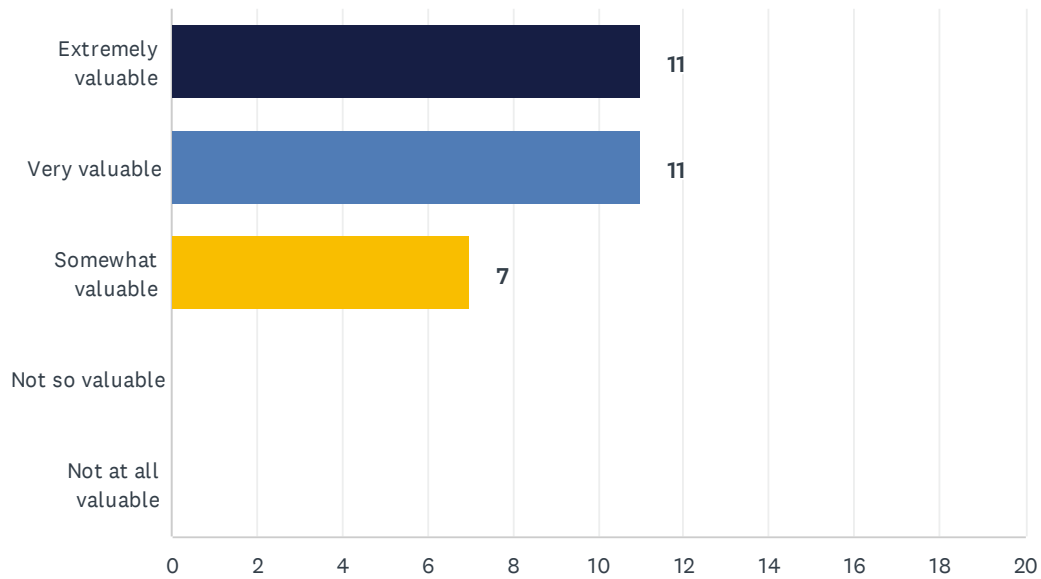
Answered: 29 Skipped: 8



	VERY IMPORTANT	MODERATELY IMPORTANT	NEUTRAL	SLIGHTLY IMPORTANT	NOT IMPORTANT	TOTAL	WEIGHTED AVERAGE
21a. Evidence-based approaches to public health	82.76% 24	13.79% 4	3.45% 1	0.00% 0	0.00% 0	29	4.79
21b. Public Health and health care systems	44.83% 13	37.93% 11	17.24% 5	0.00% 0	0.00% 0	29	4.28
21c. Planning and management to promote health	55.17% 16	27.59% 8	17.24% 5	0.00% 0	0.00% 0	29	4.38
21d. Policy in public health	44.83% 13	27.59% 8	27.59% 8	0.00% 0	0.00% 0	29	4.17
21e. Leadership	48.28% 14	37.93% 11	13.79% 4	0.00% 0	0.00% 0	29	4.34
21f. Communication	89.66% 26	3.45% 1	6.90% 2	0.00% 0	0.00% 0	29	4.83
21g. Interprofessional practice	62.07% 18	27.59% 8	10.34% 3	0.00% 0	0.00% 0	29	4.52
21h. Systems thinking	68.97% 20	24.14% 7	6.90% 2	0.00% 0	0.00% 0	29	4.62

## Q23 Based on your career interests and goals, how valuable is/was your RSPH MPH or MSPH degree in the job market?

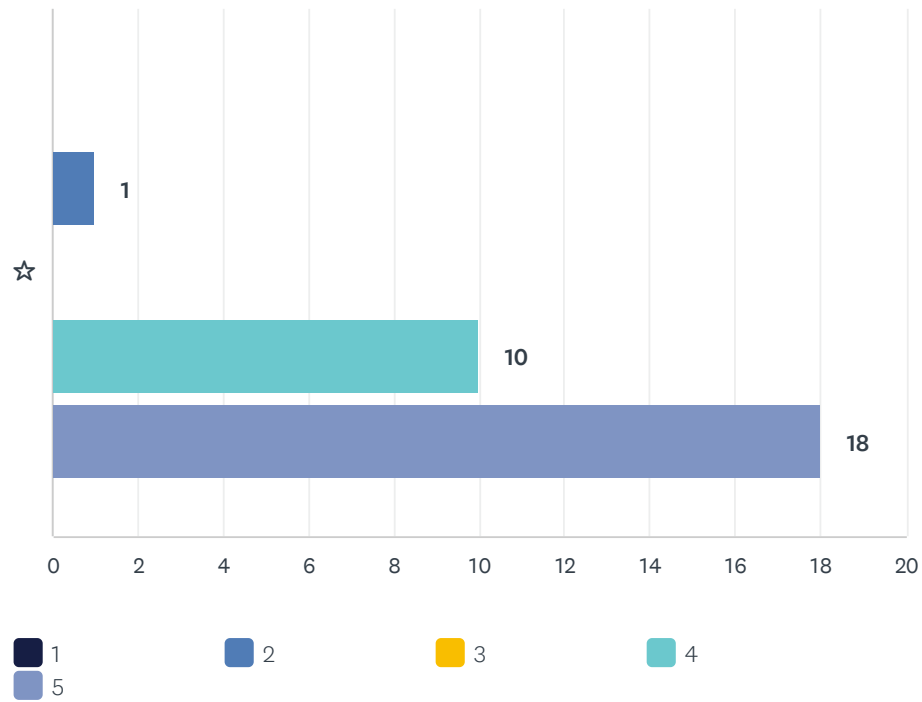
Answered: 29 Skipped: 8



ANSWER CHOICES	RESPONSES	
Extremely valuable	37.93%	11
Very valuable	37.93%	11
Somewhat valuable	24.14%	7
Not so valuable	0.00%	0
Not at all valuable	0.00%	0
<b>TOTAL</b>		<b>29</b>

## Q24 How would you rate your decision to attend the RSPH?

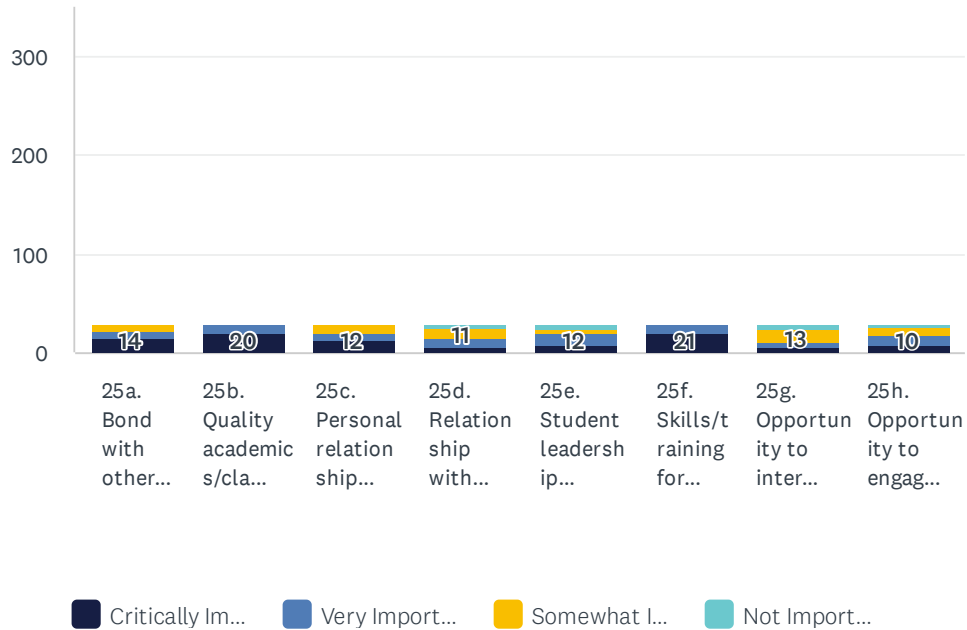
Answered: 29 Skipped: 8



	1	2	3	4	5	TOTAL	WEIGHTED AVERAGE
☆	0.00% 0	3.45% 1	0.00% 0	34.48% 10	62.07% 18	29	4.55

## Q25 How important was each of the following to your experience as a student?

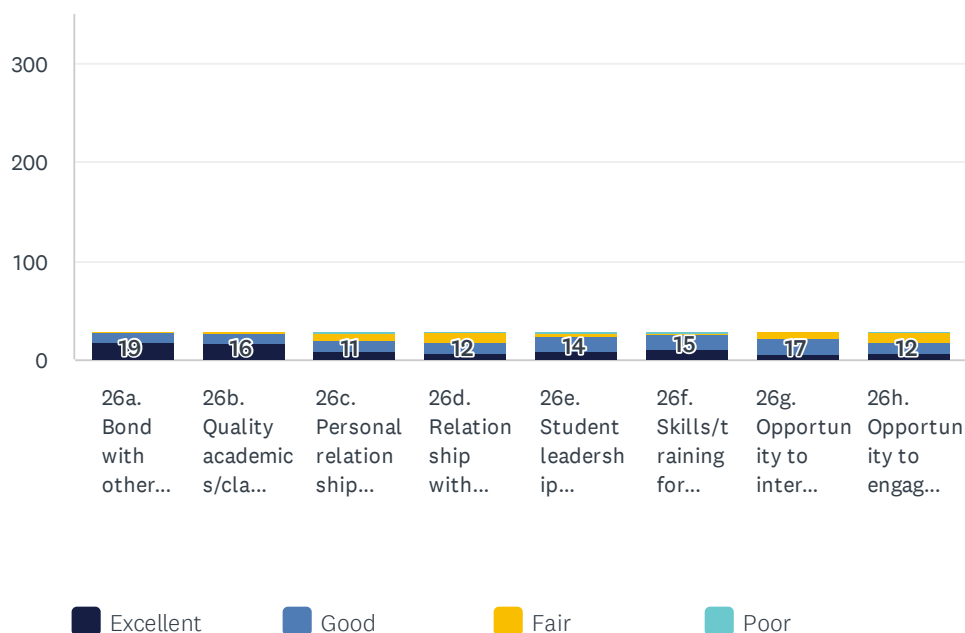
Answered: 29 Skipped: 8



	CRITICALLY IMPORTANT	VERY IMPORTANT	SOMEWHAT IMPORTANT	NOT IMPORTANT	TOTAL
25a. Bond with other students	48.28% 14	31.03% 9	20.69% 6	0.00% 0	29
25b. Quality academics/classes	68.97% 20	31.03% 9	0.00% 0	0.00% 0	29
25c. Personal relationship with faculty	41.38% 12	31.03% 9	27.59% 8	0.00% 0	29
25d. Relationship with administration and staff	17.24% 5	31.03% 9	37.93% 11	13.79% 4	29
25e. Student leadership opportunities	27.59% 8	41.38% 12	13.79% 4	17.24% 5	29
25f. Skills/training for career	72.41% 21	27.59% 8	0.00% 0	0.00% 0	29
25g. Opportunity to interact with alumni	20.69% 6	17.24% 5	44.83% 13	17.24% 5	29
25h. Opportunity to engage with the larger Atlanta community	27.59% 8	34.48% 10	27.59% 8	10.34% 3	29

## Q26 How well did the RSPH do at providing the following experiences?

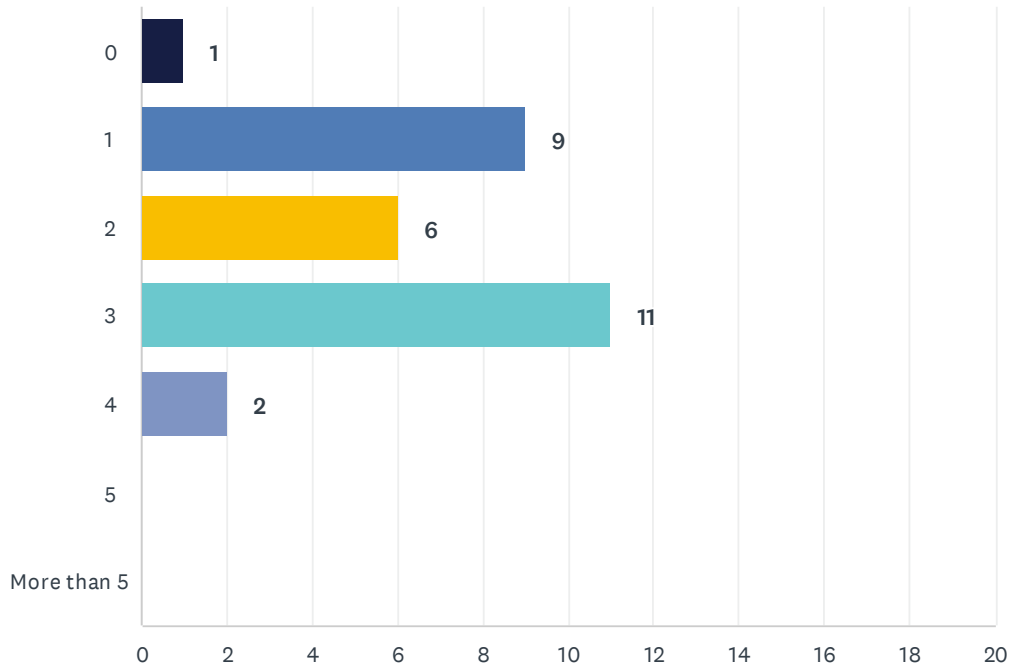
Answered: 29 Skipped: 8



	EXCELLENT	GOOD	FAIR	POOR	TOTAL
26a. Bond with other students	65.52% 19	31.03% 9	3.45% 1	0.00% 0	29
26b. Quality academics/classes	55.17% 16	41.38% 12	3.45% 1	0.00% 0	29
26c. Personal relationship with faculty	31.03% 9	37.93% 11	27.59% 8	3.45% 1	29
26d. Relationship with administration and staff	24.14% 7	41.38% 12	27.59% 8	6.90% 2	29
26e. Student leadership opportunities	34.48% 10	48.28% 14	13.79% 4	3.45% 1	29
26f. Skills/training for career	37.93% 11	51.72% 15	6.90% 2	3.45% 1	29
26g. Opportunity to interact with alumni	17.24% 5	58.62% 17	24.14% 7	0.00% 0	29
26h. Opportunity to engage with the larger Atlanta community	24.14% 7	41.38% 12	27.59% 8	6.90% 2	29

## Q27 Since graduation from the RSPH, how many full-time positions have you held?

Answered: 29 Skipped: 8



ANSWER CHOICES	RESPONSES	
0	3.45%	1
1	31.03%	9
2	20.69%	6
3	37.93%	11
4	6.90%	2
5	0.00%	0
More than 5	0.00%	0
<b>TOTAL</b>		<b>29</b>