

Office of Career Development

Environmental Health Graduate Employment Report 2017



EMORY

ROLLINS
SCHOOL OF
PUBLIC
HEALTH

Department	Total Graduates	Total Respondents	Response Rate
EH	35	35	100%

- ✓ The Environmental Health (EH) Class of 2017, with 35 graduates, includes those who graduated in August 2016, December 2016 and May 2017.
- ✓ The graduation information is collected at graduation and the unemployed receive monthly follow-ups through the first-year post-graduation until employment or continuing education is secured.
- ✓ The information in this report is self-reported survey data provided by the graduate.
- ✓ Data collection for this report was completed in May 2018, at the 12th month after the May 2017 graduation.
- ✓ Information collected includes employment sector, salary range, amount of time spent job searching and number of resumes sent.

Graduate Degree Status

Department	MPH	MSPH	Grand Total
EH	27	8	35

Survey Respondents' Post-Graduation Employment Status

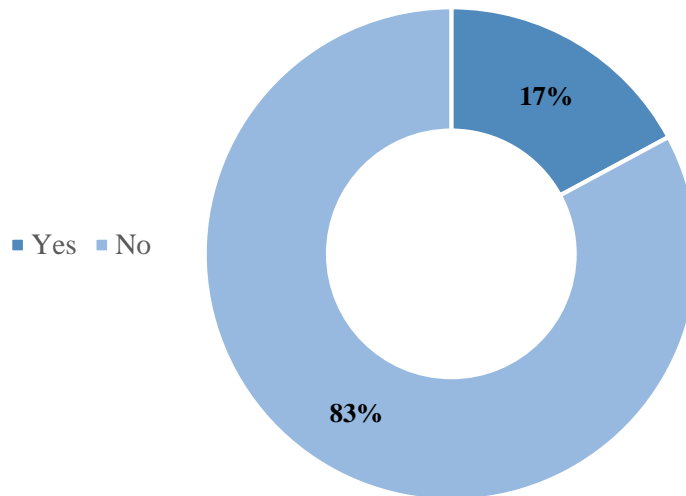
All 35 graduates from the Environmental Health Department provided their post-graduation employment status through the completion of the Graduate Information Survey within the 12-month data collection period.*

	# of Graduates in Continuing Education	# of Graduates Not Seeking Work/Continuing Education	# of Graduates Seeking Work	# of Graduates Employed Full-time/Part-time	Did Not Respond to Survey (Unknown)	Total Graduates
TOTAL	2	1	4	28	0	35
RATE	6%	3%	11%	80%	0	100%

* The data captured in the table above is required by the Council on Education for Public Health (CEPH).

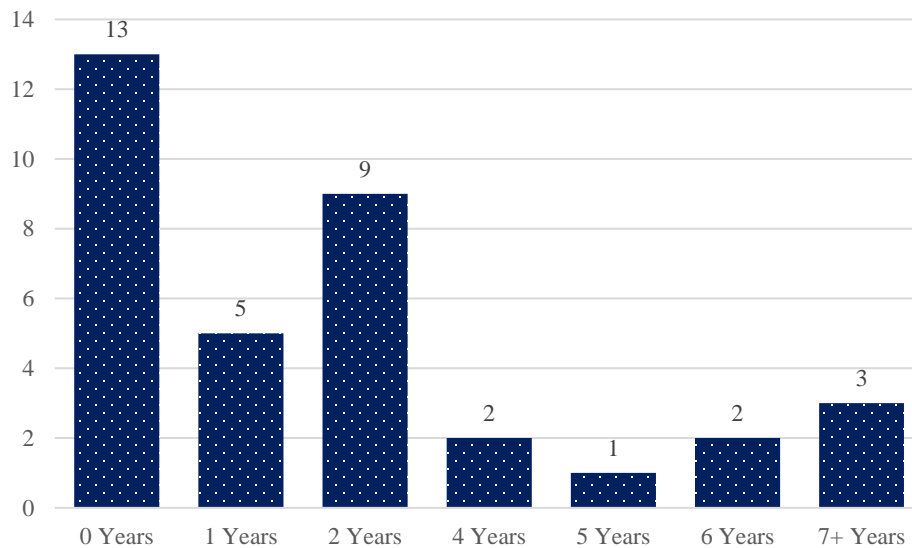
International Student Status (N = 35)

This chart indicates the percentage of international student graduates with a MPH/MSPH degree.



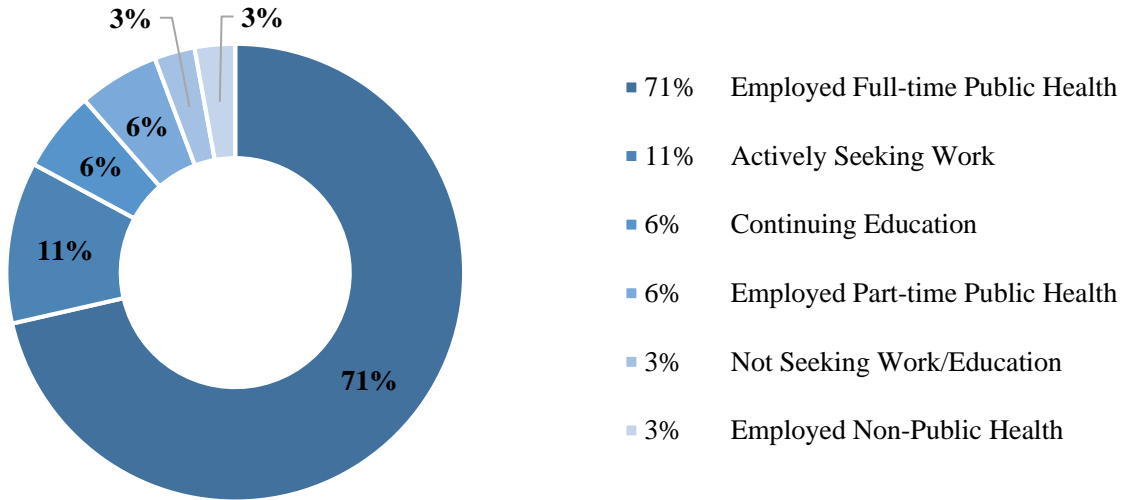
Years of Prior Work Experience (N = 35)

Upon enrolling in the MPH/MSPH program at the RSPH, 37 % of graduates reported having 0 years of prior work (public health and non-public health) experience.



Employment Status (N = 25)

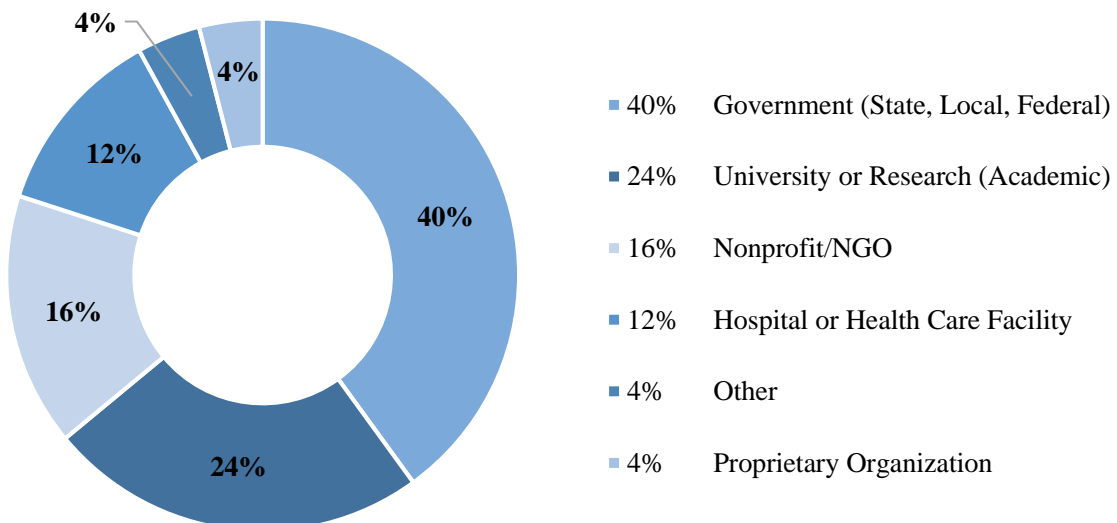
This chart indicates the employment status of the graduates' class of 35 within 12 months post-graduation from the EH department.



The remainder of this report contains data from graduates reporting securing full-time/part-time employment. There were 35 graduates reporting securing full-time/part-time employment. Information on employer, sector, title, location and annual starting salary range was provided by 25-26 of the 35.

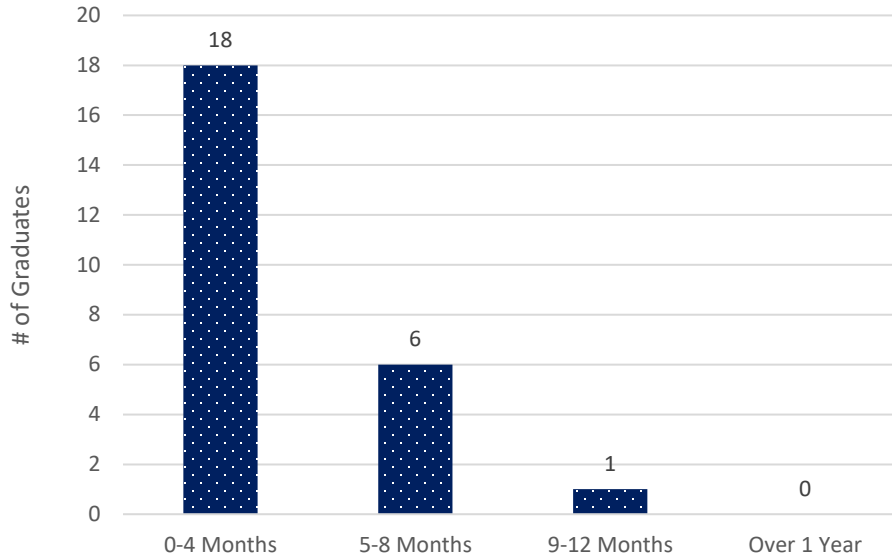
Employment by Sector (N = 25)

Of the 25 reporting graduates that secured employment within 12-months post-graduation, 40% reported being employed with the government (state, local, federal) agency.



Job Search Period (N = 25)

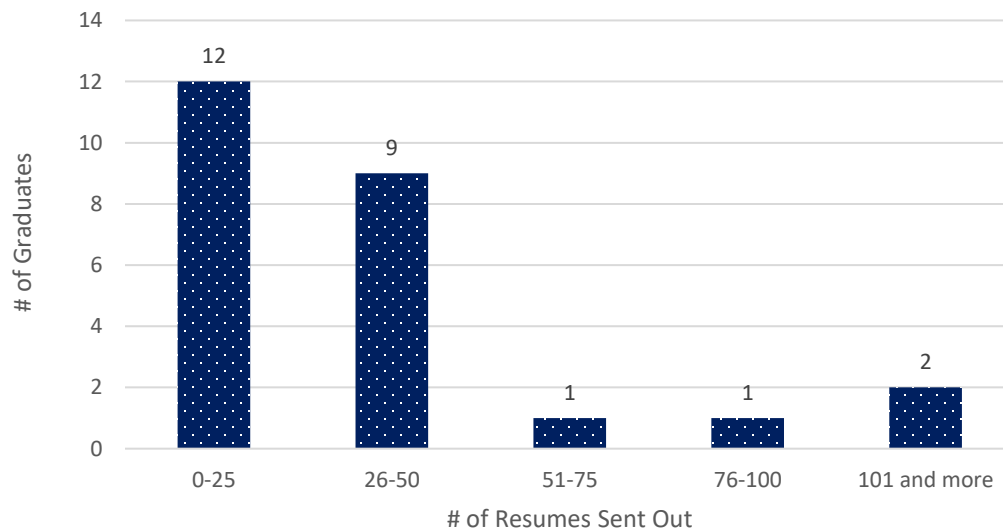
Within the first 4 months of starting the job search, 72% secured employment.*



*Many graduates begin seeking employment in the months prior to graduation.

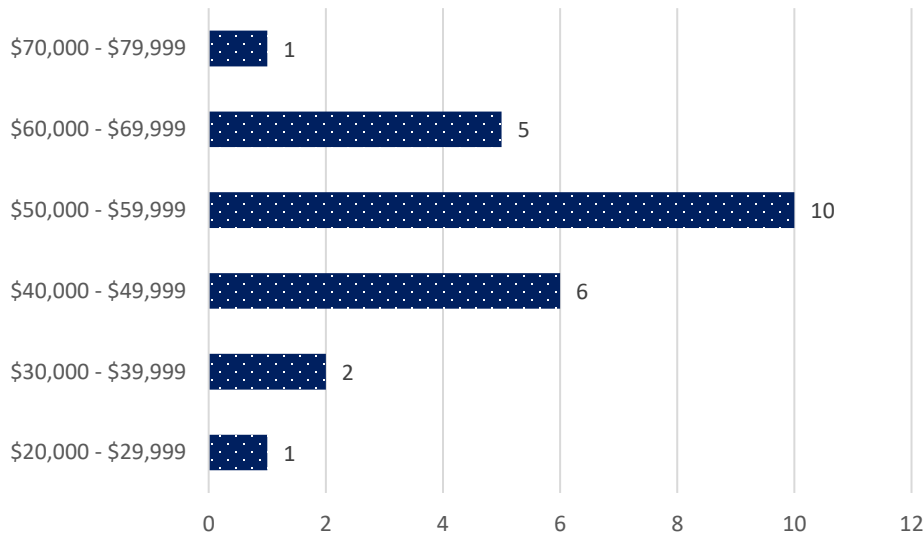
Number of Resumes Sent Out (N = 25)

During the job search period, 48% of graduates sent out no more than 25 resumes (average job search period is shown in the graph above).



Salary Range of Employed Graduates (N = 25)

The median starting annual salary range reported by graduates securing full-time/part-time employment is \$50,000 - \$59,999



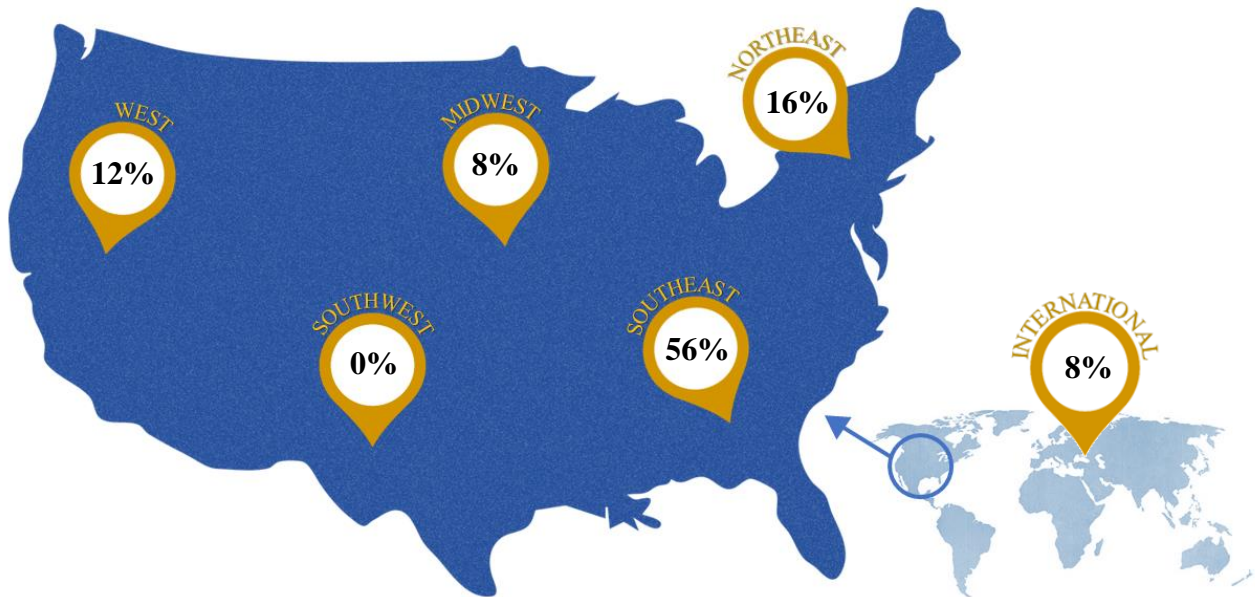
Median Salary Range by Employment Sector (N = 25)

The average starting salary range reported by the full-time/part-time employed graduates is \$50,000 - \$59,999.

Employment Sector	% of Employed Graduates	Median Salary Range
University or Research Institute (Academic)	24%	\$40,000 - \$49,999
Government (State, Local, Federal)	40%	\$50,000 - \$59,999
Hospital or Health Care Delivery Facility	12%	\$50,000 - \$59,999
Nonprofit/NGO	16%	\$40,000 - \$49,999
Proprietary Organization	4%	\$60,000 - \$69,999
Private Practice/Self-Employed	-	-
Other	4%	\$60,000 - \$69,999

Region of Employed Graduates (N = 25)

The region in which the 25 graduates reported being employed within 12-months post-graduation, along with percentage of employed graduates in the regions are represented below.

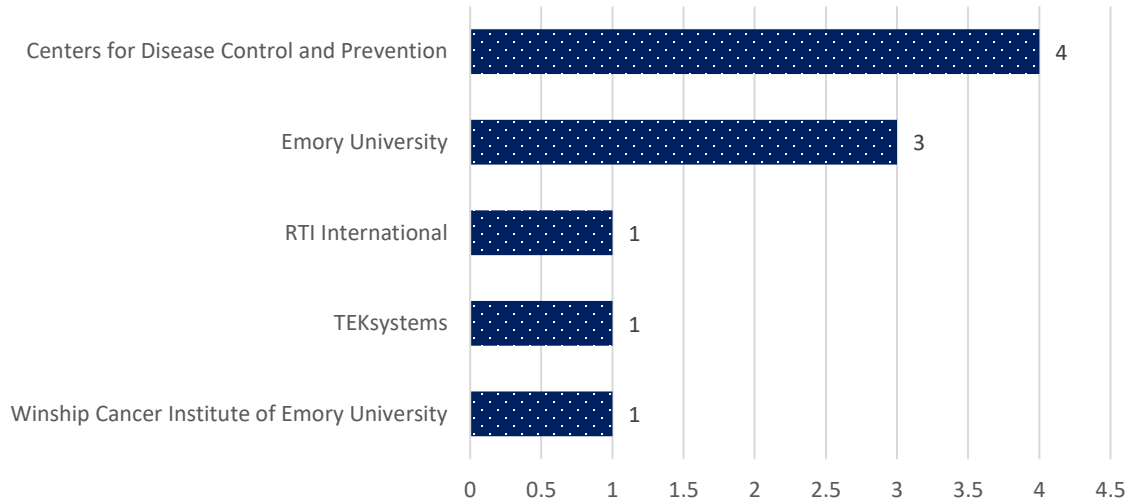


Region	# of Employed Graduates	% of Employed Graduates	Median Salary Range
International	2	8%	Not available*
Midwest	2	8%	Not available*
Northeast	4	16%	\$50,000 - \$59,999
Southeast	14	56%	\$40,000 - \$49,999
Southwest	-	-	-
West	3	12%	\$50,000 - \$59,999

*There were not enough respondents to determine a median without compromising confidentiality.

Top 5 Employers (N = 25)

The top 5 employers were identified from the organization names reported by graduates that accepted full-time/part-time employment within 12-months post-graduation.*



*Some graduates that identified CDC as their employer may also be ORISE fellows and vice versa

2017 Graduate Employers and Job Titles (N = 25)

The organization name and job title for the 17 graduates that reported this information appears in the table below.

ORGANIZATION NAME	JOB TITLE
American Cancer Society	Epidemiologist
Atlanta Research and Education Foundation	Surveillance Officer
Centers for Disease Control and Prevention (CDC)*	Epidemic Intelligence Service (EIS) Officer
	ORISE Fellow (2)
	Research Assistant
EMC Insurance Group, Inc.	Industrial Hygienist
Emory University	Clinical Research Coordinator
	Public Health Program Associate
	Research Assistant
Fulton County Board of Health	Environmental Health Specialist
GOAL	WASH Adviser
Harvard T. H. Chan School of Public Health	Research Analyst
Kane County Health Department	Environmental Health Practitioner
Ministry of Environment, Japan	Technical Officer
Montana Department of Health and Human Services	Epidemiologist
National Institute of Environmental Health Sciences (NIEHS)	Post-Masters Fellow
Northwell Health	Research Coordinator
RTI International	Monitoring & Evaluation Associate
Stanford Medicine	Clinical Research Coordinator
TEKsystems	Data Analyst
U.S. Environmental Protection Agency (EPA)	ORISE Fellow
University of Southern California	Project Specialist
West Atlanta Watershed Alliance	Environmental Health Intern
Winship Cancer Institute of Emory University	Information Analyst II

*Some of the fellows may be on-site at CDC, but the information was not self-reported by the graduate.

Location of Employed Graduates (N = 26)

Atlanta, GA*	Helena, MT	Sierra Leone
Aurora, IL	Los Angeles, CA	Stanford, CA
Boston, MA	Malaysia	Tokyo, Japan
Chamblee, GA	New York, NY	Washington, DC*
Des Moines, IA	Research Triangle Park, NC	

*Location reported by more than 1 graduate