

OFFICE OF CAREER DEVELOPMENT
BEHAVIORAL SCIENCES AND HEALTH
EDUCATION GRADUATE REPORT 2014-2015



EMORY

ROLLINS
SCHOOL OF
PUBLIC
HEALTH



- ✓ The Behavioral Sciences and Health Education (BSHE) Class of 2014-2015, with 90 graduates, includes those who graduated in August 2014, December 2014 and May 2015.
- ✓ The graduation information is collected at graduation and the unemployed are followed-up at 3, 6 and 11 months post-graduation until employment is secured.
- ✓ The information in this report is self-reported survey data provided by the graduate.
- ✓ Data collection for this report was completed in April 2016, at the 11th month after the May 2015 graduation.
- ✓ Information collected includes salary range, amount of time spent job searching and number of resumes sent.



Department	Total Graduates	Total Respondents	Response Rate
BSHE	90	89	99%



Survey Respondents' Post-Graduation Employment Status

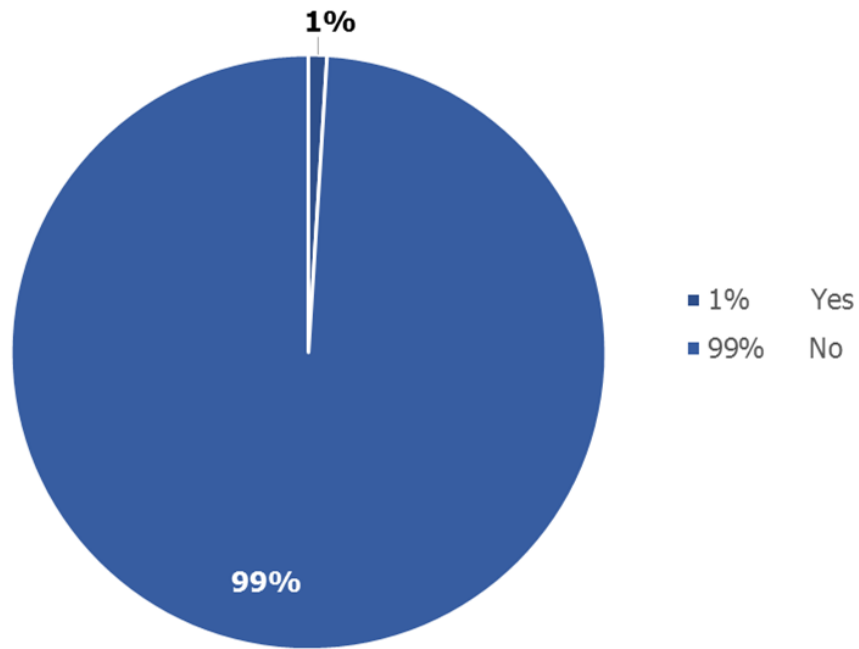
Of the 90 graduates from the Behavioral Sciences and Health Education Department, 89 provided their post-graduation employment status through the completion of the Graduate Information Survey over the 11-month data collection period.*

Department	# of Graduates in Continuing Education	# of Graduates Not Seeking Work/ Continuing Education	# of Graduates Seeking Work	# of Graduates Employed Full-time/ Part-time	Did Not Respond to Survey (Unknown)	Total Graduates
Total	4	1	6	78	1	90
Rate	4%	1%	7%	87%	1%	100%

*The data captured in the table above is required by the Council on Education for Public Health (CEPH).

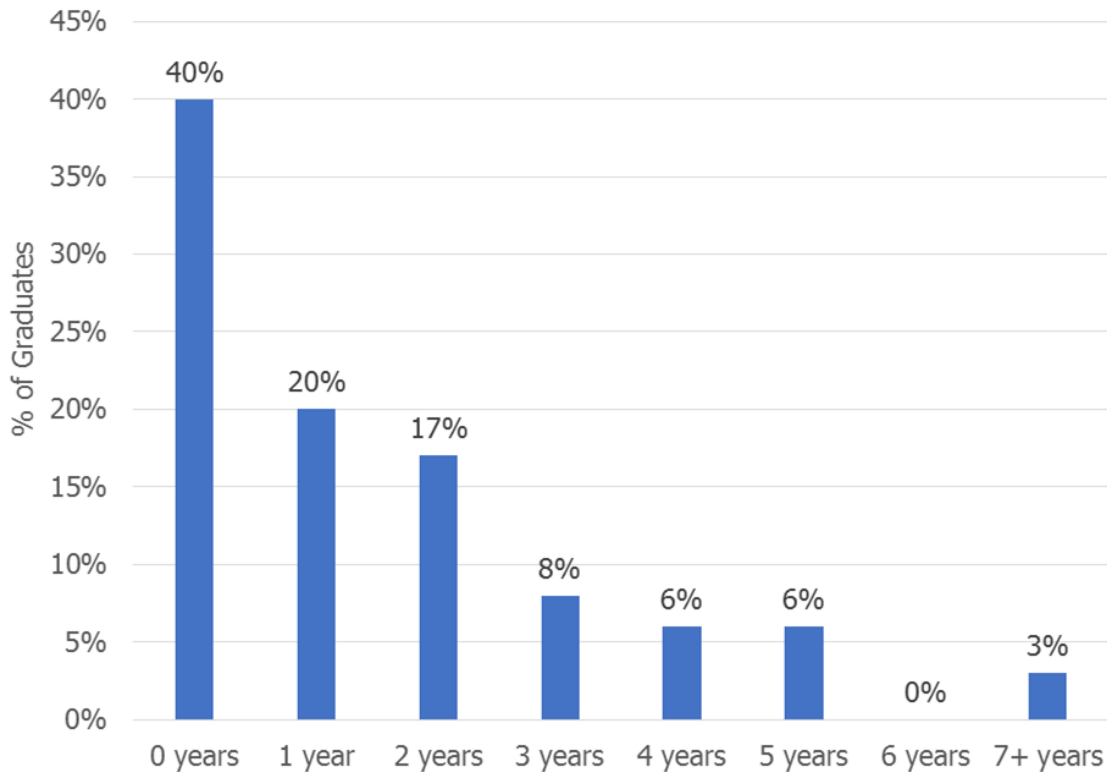
International Student Status (N = 90)

This chart indicates the percentage of international student graduates from the BSHE department with a MPH degree.



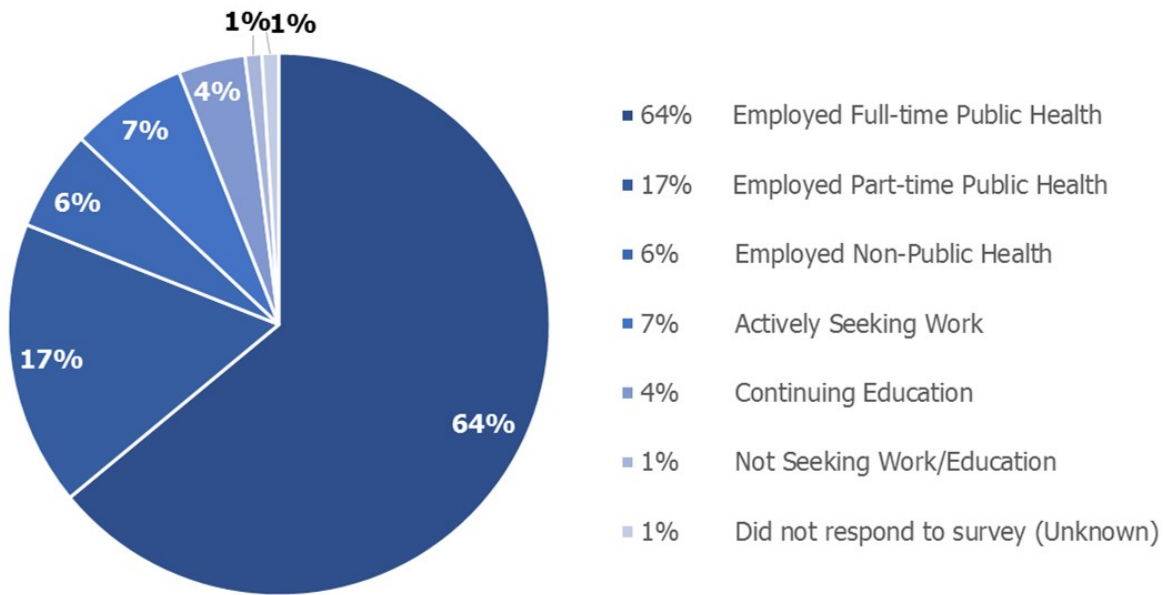
Years of Prior Work Experience (N = 89)

Of the 89 graduates that responded to the survey, 36 (40%) reported having 0 years of prior work (public health and non-public health) experience upon enrolling in the MPH program.



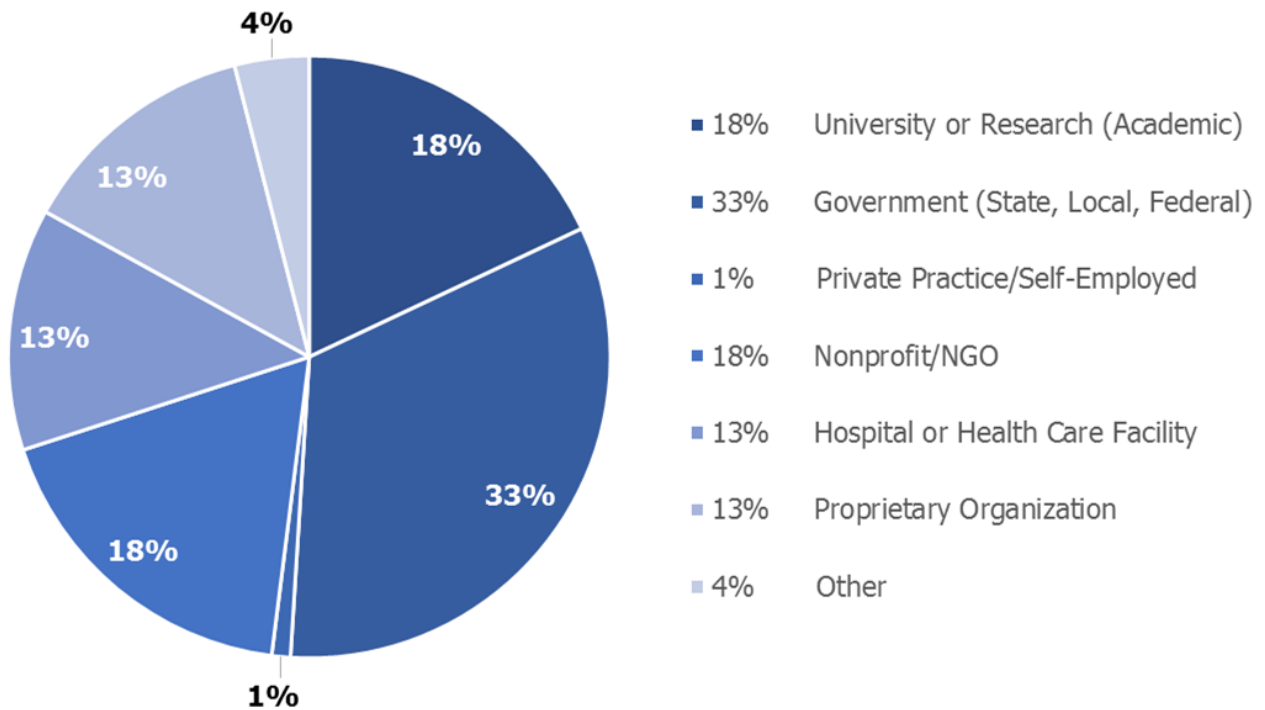
Employment Status (N = 90)

This chart indicates the employment status of the graduated class of 90 within 11-months post-graduation from the BSHE department.



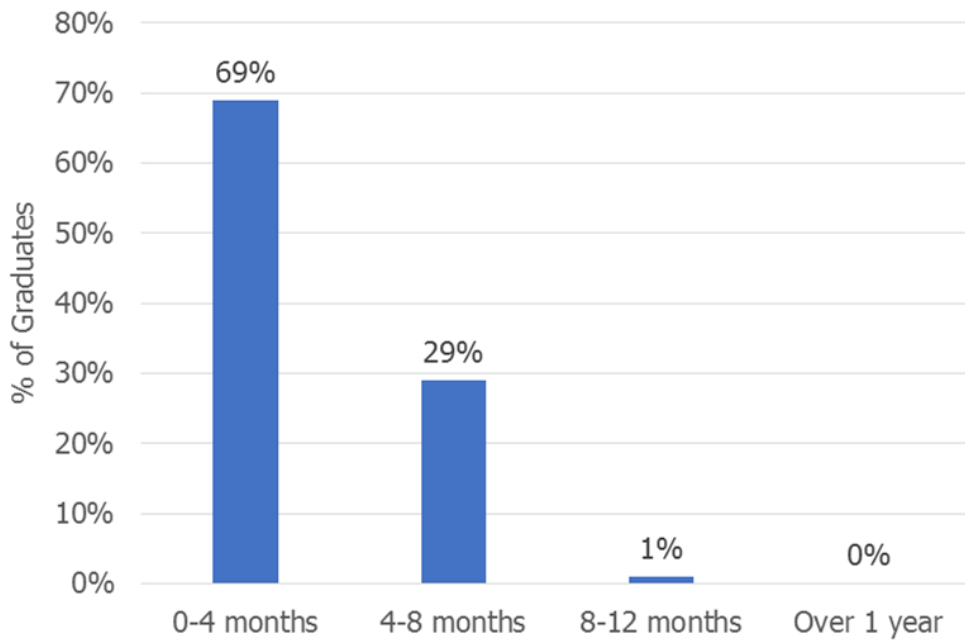
Employment by Sector (N = 78)

Of the 78 graduates that secured employment within 11-months post-graduation, 26 (33%) reported being employed with the government (state, local, federal).



Job Search Period (N = 78)

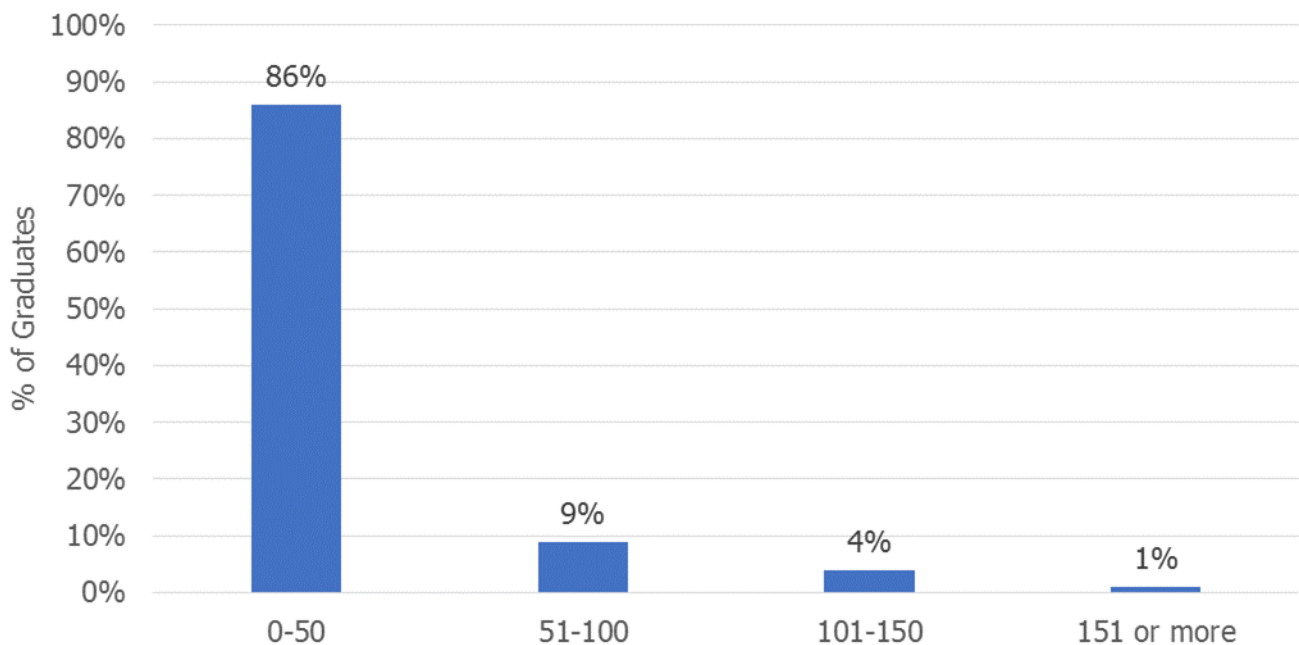
Of the 78 employed graduates who provided information regarding the job search period, 69% found employment within the first 4 months of beginning their job search. *



*Many graduates begin seeking employment in the months prior to graduation.

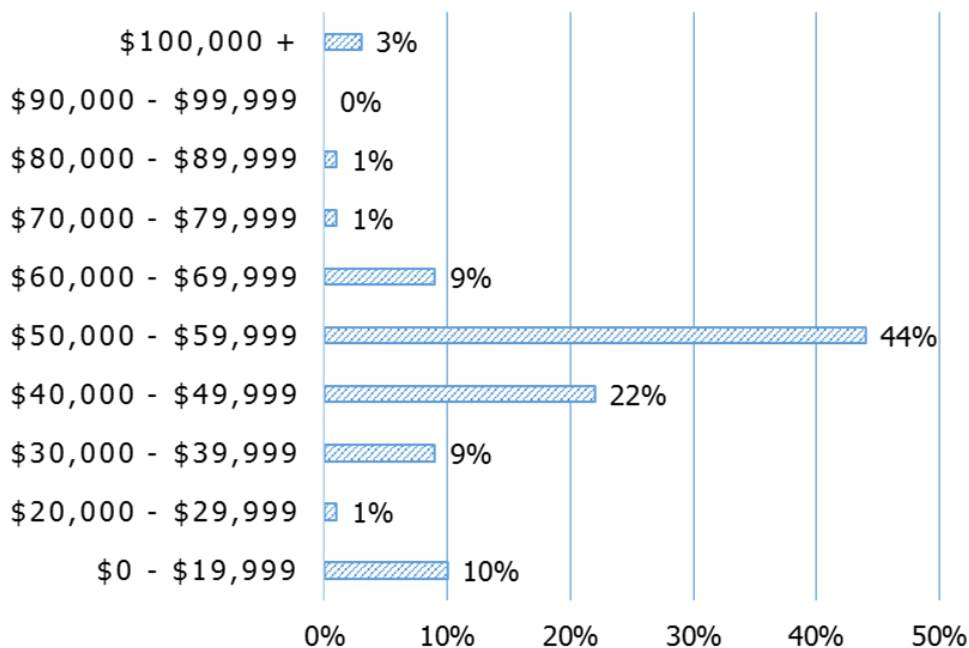
Number of Resumes Sent Out (N = 78)

Among the 78 employed graduates, 86% sent out no more than 50 resumes during their job search period (average job search period is shown in the graph at the top of this page).



Salary Range of Employed Graduates (N = 78)

All 78 graduates who accepted full-time and part-time employment reported salary information. Below is a representation of the starting annual salary ranges. The median starting salary range of the 78 full-time and part-time employed graduates from the BSHE department is \$50,000—\$59,999.



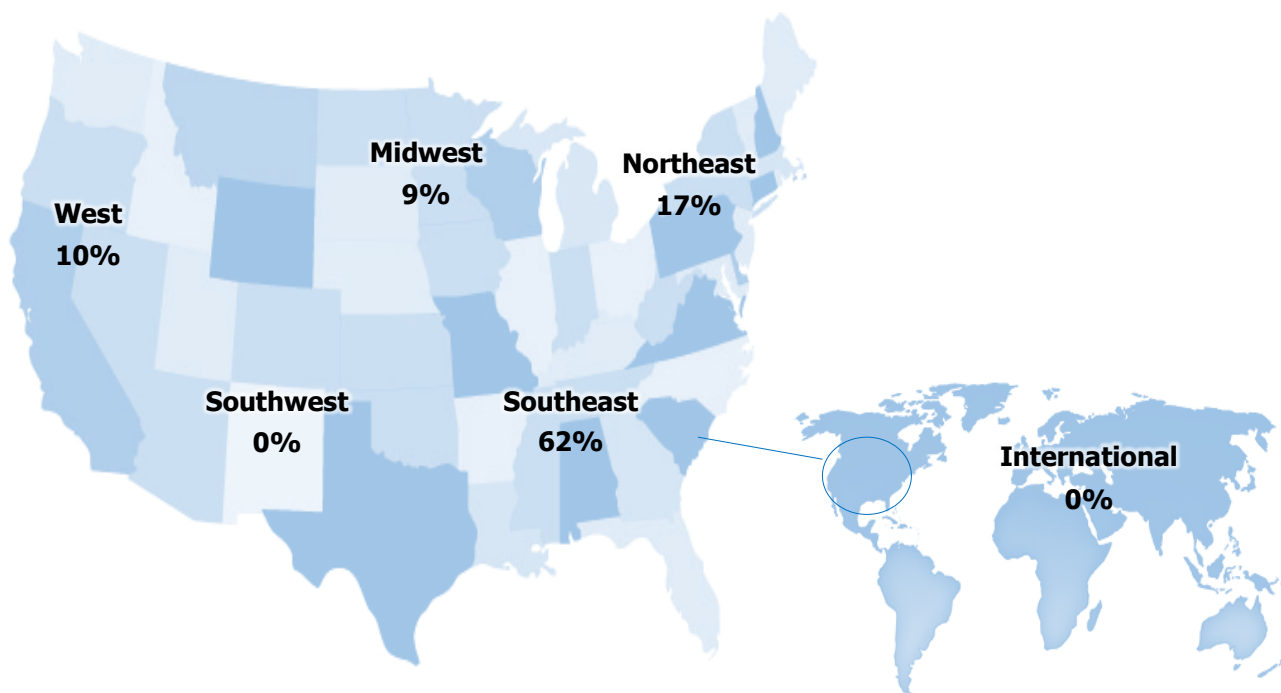
Median Salary Range by Employment Sector (N = 78)

Of the 78 graduates who accepted full-time and part-time employment, 26 (33%) graduates are employed with the government (state, local, federal).

Employment Sector	% of Employed Graduates	Median Salary Range
University or Research Institute (Academic)	18%	\$40,000—\$49,999
Government (State, Local, Federal)	33%	\$50,000—\$59,999
Hospital or Health Care Delivery Facility	13%	\$50,000—\$59,999
Nonprofit/NGO	18%	\$40,000—\$49,999
Proprietary Organization	13%	\$50,000—\$59,999
Private Practice/Self-Employed	1%	\$100,000+
Other	4%	\$60,000—\$69,999

Region of Employed Graduates (N = 78)

Of the 78 graduates who accepted full-time and part-time employment within 11-months post-graduation, the region where they reported being employed is shown below along with the percentage of graduates employed in the region.



Region	# of Employed Graduates	% of Employed Graduates	Median Salary Range
International	0	0%	n/a
Midwest	7	9%	\$40,000—\$49,999
Northeast	13	17%	\$50,000—\$59,999
Southeast	48	62%	\$50,000—\$59,999
West	8	10%	\$50,000—\$59,999
Not Provided by Respondent	2	3%	\$50,000—\$59,999

2014-2015 Graduate Employers and Job Titles (N = 78)

All 78 graduates that accepted full-time or part-time employment provided the name of their employer and job title. Appearing below in order by organization name.

ORGANIZATION NAME	JOB TITLE
Abt Associates, Inc.	Analyst
American Lung Association	Manager, Tobacco Free Coalition
Association of Schools and Programs of Public Health (ASPPH)	Public Health Fellow at NHTSA Headquarters
Banyan Communications	Health Communications Project Manager
Boston University School of Public Health	Curriculum Coordinator
CAMI Health/ Public Health Institute	Research Associate
CARE	Program Evaluation Intern
Carolinas Healthcare System	Outcomes Specialist
Centers for Disease Control and Prevention (CDC)	Analysis and Methods Fellow
	ASPPH Program Management Fellow
	Evaluation Fellow
	Health Communication Fellow
	ORISE Fellow (9)
Center for Pan Asian Community Services	Program Coordinator
Cerner Corporation	Researcher
Children's Healthcare of Atlanta (CHOA)	Research Coordinator
City of Hope	Senior Analyst, Transaction & Integration Services
Community Advanced Practice Nurses	Temporary Project Coordinator
Danya International	Health Communication Specialist
Department of Health and Human Services (HHS)	Healthy People 2020 Communication Fellow
Department of Transportation (DOT)	NHTSA Behavioral Occupant Safety Fellow
DePaul University	Research Assistant
Emory University/Healthcare	Clinical Research Coordinator (2)
	Data Entry Specialist & Consultant
	Graduate Assistant
	Interim Program Director
	Physician Assistant
	Public Health Program Associate
	Research Assistant
	Research Interviewer
Summer Part-Time Employee	
Environmental Protection Agency (EPA)	Contractor
Epic Systems	Project Manager
	Software Tester
Evolent Health	Physician Alignment Program Coordinator
Families First	CQI Associate
Food and Drug Administration (FDA)	Health Communication Specialist

ORGANIZATION NAME	JOB TITLE
Food and Drug Administration (FDA)	Research Impact Fellow
Gwinnett Health Department	Health Communications Coordinator
Health and Human Services (HHS)	Fellow
Henry Ford Health Systems Global Health Initiative	Detroit Program Coordinator
Infectious Diseases Society of America	Health Policy Research Associate
Kaiser Permanente	Health Education Consultant Intern
Massachusetts Department of Public Health	Program Coordinator
MDoutlook, LLC	Project Management Intern
National Association of County and City Health Officials (NACCHO)	Program Analyst
NeighborWorks America	Health Initiative Fellow
Northrop Grumman	Social Media Specialist
Northside Hospital	Strategic Planning Analyst
Northwestern University	Research Coordinator
	Fellow - Program Evaluator
Oak Ridge Institute for Science and Education (ORISE)*	Health Educator
	ORISE Fellow
	ORISE Fellow/Health Educator
ORS Impact	Research Analyst
Planned Parenthood	Grant Writer
Safe States Alliance	Program Associate
South Carolina Department of Health and Environmental Control	Health Educator
	Program Coordinator I
Triage Consulting Group	Associate
United States Agency for International Development (USAID)	Key Populations Intern
	Improvement Specialist
University of California, San Francisco	Resident Physician
	Research Coordinator III
University of Florida	Research Coordinator III
University of North Carolina Chapel Hill Lineberger Comp Cancer Ctr	Research Associate
University of Utah	Resident Physician in General Surgery
University of Washington	Pediatric Resident
Whitman-Walker Health	Research Specialist

*Some of the fellows may be on-site at CDC, but the information was not self-reported by the graduate.

Location of Employed Graduates (N = 78)

Arlington, VA*	Lawrenceville, GA
Atlanta, GA*	Madison, WI
Atlanta, GA & Los Angeles, CA	Norcross, GA
Bethesda, MD	Not provided by respondent*
Boston, MA*	Oakland, CA
Brookfield, WI	Rockville, MD*
Chamblee, GA	Sacramento, CA
Chapel Hill, NC	Salt Lake City, UT
Charlotte, NC	San Francisco, CA*
Chicago, IL*	Santa Barbara, CA
Columbia, SC	Seattle, WA*
Detroit, MI	Silver Spring, MD*
Duarte, CA	South Carolina
Gainesville, FL	Verona, WI
Kansas City, MO	Washington, DC*

*Location reported by more than 1 graduate